


Type 4X Polyester Wallmount Enclosure *PJW Series*

Continuous Hinge Door with Twist Latches and 3 Pt Handle



**Panel
Sold
Separately**



Application

- Designed for use as instrument enclosures, electric, hydraulic or pneumatic control housings, electrical junction boxes or terminal wiring enclosures.
- Provides outstanding insulation and protection where equipment may be hosed down or be very wet.
- Ideal in applications with high temperatures or highly corrosive environments.

Standards

- UL/cUL 508 Type 1, 2, 3, 4, 4X, 12 and 13
- CSA Type 1, 2, 3, 4, 4X, 12 and 13
- Complies with
 - NEMA Type 1, 2, 3, 4, 4X, 12 and 13
 - IEC 60529, IP66

Construction

- Molded fiberglass polyester enclosure with matching cover is easily punched, cut, or drilled.
- Enhanced UV inhibitors protect against outdoor weathering.
- 3/8 collar studs are provided for optional inner panel mounting, hardware included.
- Stainless steel butterfly type "twist latch" door fasteners with padlock provision.
- Captive oil resistant gasket provides a positive seal.
- Integrated mounting flange.
- Operating temperatures between 130°C and -40°C (266°F to -40°F).
- Impact index of 6.78J (5 ft/lb).
- For corrosion resistance information, please refer to table in the Technical Information section.

Finish

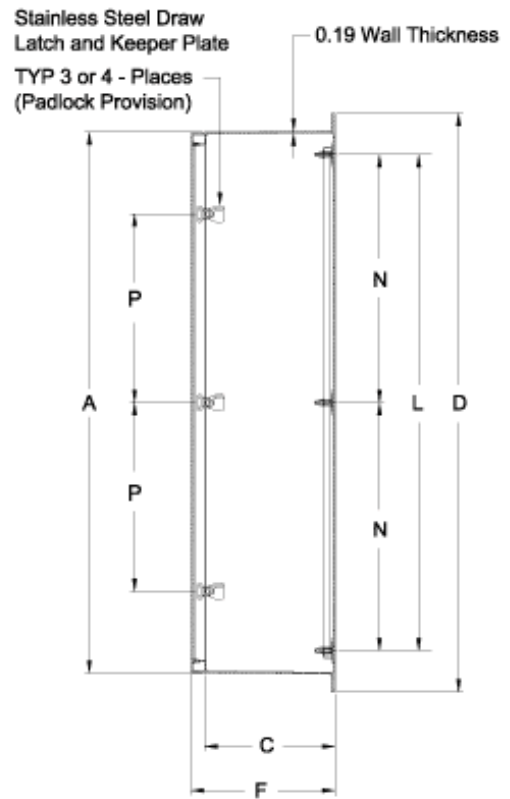
- Fiberglass polyester material has a gray finish.
- Optional inner panels are available in white powder coated finished steel.

Accessories

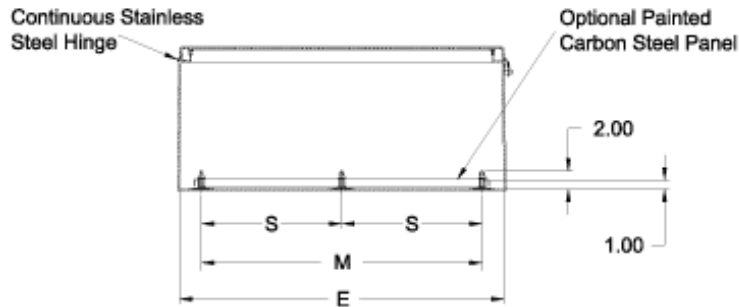
- Inner Panels
- Terminal Kit Assemblies



Front View



Side View



End View

Latch Part No.	3 Pt Handle Part No.	Overall Dimensions						Mounting Centers				
		A	B	C	D	E	F	G	H	I	J	K
PJW363010L	PJW363010L3PT	36.25	30.25	10.13	40.50	30.50	12.00	38.90	24.00	12.00	33.88	27.88
PJW363014L	PJW363014L3PT	36.25	30.25	14.13	40.50	30.50	16.00	38.90	24.00	12.00	33.88	27.88
PJW363610L	PJW363610L3PT	36.25	36.25	10.13	40.50	36.50	12.00	38.90	30.00	15.00	33.88	33.88
PJW363614L	PJW363614L3PT	36.25	36.25	14.13	40.50	36.50	16.00	38.90	30.00	15.00	33.88	33.88
PJW483610L	PJW483610L3PT	48.25	36.25	10.13	52.50	36.50	12.00	50.90	30.00	15.00	45.38	33.88
PJW483614L	PJW483614L3PT	48.25	36.25	14.13	52.50	36.50	16.00	50.90	30.00	15.00	45.38	33.88
PJW603610L	PJW603610L3PT	60.25	36.25	10.13	64.50	36.50	12.00	62.90	30.00	15.00	57.38	33.88
PJW603614L	PJW603614L3PT	60.25	36.25	14.13	64.50	36.50	16.00	62.90	30.00	15.00	57.38	33.88

Latch Part No.	3 Pt Handle Part No.	Panel Size				# of Latches	# of Panel Mount Studs	Panel Height	Panel Width	Opt. Panel Part No.	Ship Wt. (lbs)
		M	N	S	P						
PJW363010L	PJW363010L3PT	25.25	15.63	12.63	12.13	3	6	33.00	27.00	18P3327	59
PJW363014L	PJW363014L3PT	25.25	15.63	12.63	12.13	3	6	33.00	27.00	18P3327	64
PJW363610L	PJW363610L3PT	31.25	15.63	15.63	12.13	3	8	33.00	33.00	18P3333	72
PJW363614L	PJW363614L3PT	31.25	15.63	15.63	12.13	3	8	33.00	33.00	18P3333	77
PJW483610L	PJW483610L3PT	31.25	21.63	15.63	18.13	3	8	45.00	33.00	18P4533	83

Latch	3 Pt Handle					# of	# of Panel	Panel Size		Opt. Panel	Ship Wt.
Part No.	Part No.	M	N	S	P	Latches	Mount Studs	Height	Width	Part No.	(lbs)
PJW483614L	PJW483614L3PT	31.25	21.63	15.63	18.13	3	8	45.00	33.00	18P4533	91
PJW603610L	PJW603610L3PT	31.25	27.63	15.63	16.00	4	8	57.00	33.00	18P5733	101
PJW603614L	PJW603614L3PT	31.25	27.63	15.63	16.00	4	8	57.00	33.00	18P5733	122

Data subject to change without notice