

KM Series Subminiature Pushbutton Switches




Features/Benefits

- **Reliable contact design**
- **Available with pretravel and overtravel**
- **RoHS compliant**

Typical Applications

- **Alarm systems**
- **Computers**
- **Detector switch application**



Specifications

CONTACT RATING: Q contact material (KM11, KM12 Models): 0.25 AMPS @ 125 V AC or DC (UL); (KM33 Model): 1 AMP @ 125 V AC or 28 V DC. See page A-69 for additional ratings.

ELECTRICAL LIFE: 10,000 actuations min. at full load.

CONTACT RESISTANCE: Below 30 mΩ typ. initial @ 2-4 V DC, 100 mA, for both silver and gold plated contacts.

INSULATION RESISTANCE: 10⁹Ω min.

DIELECTRIC STRENGTH: 1,000 Vrms min. @ sea level.

OPERATING TEMPERATURE: -30°C to 85°C.

CAP INSTALLATION FORCE: 10 lbs. max. permissible.

NOTE: Any models supplied with Q or B contact material are RoHS compliant.

NOTE: Specifications and materials listed above are for switches with standard options. For information on specific and custom switches, consult Customer Service Center.

Materials

HOUSING & BUSHING: 6/6 nylon (UL94V-2), black.

ACTUATOR: 6/6 nylon (UL 94V-2), natural. Internal o-ring seal, available on KM11 & KM33 models.

MOVABLE CONTACT: B contact material: Bronze or copper, with gold plate over nickel plate. See page A-69 for additional contact materials.

STATIONARY CONTACTS & TERMINALS: B contact material: Copper, with gold plate over nickel plate. See page A-69 for additional contact materials.

RETURN SPRING: Music wire, phosphor coated.

MOUNTING NUT: Brass, nickel plated.

TERMINAL SEAL: Epoxy.

Build-A-Switch

To order, simply select desired option from each category and place in the appropriate box. Available options are shown and described on pages A-68 and A-70. For additional options not shown in catalog, consult Customer Service Center.

Switch Function

KM12 On-Mom., SPDT

KM11 Off-Mom., SPST, N.O.

KM33 On-Mom., SPST, N.C.

Actuator

02 .398" high, .122" dia. KM12

01 .122" dia. KM11, Stepped, .108" dia. KM33

Bushing/Mounting Style

A Right angle

RR 1/4-40 thread, .225" high

Terminations

05 .110" quick connect

08 Right angle, PC thru-hole

02 PC Thru-hole

Contact Material

B Gold

Q Silver

Seal

NONE No seal

E Epoxy



Dimensions are shown: Inches (mm)
Specifications and dimensions subject to change



A

Pushbutton

KM Series Subminiature Pushbutton Switches

SWITCH FUNCTION

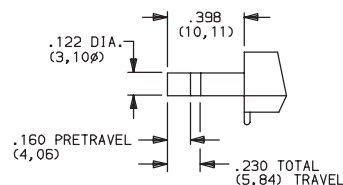


NO. POLES	MODEL NO.	SWITCH FUNCTION		CONNECTED TERMINALS		SCHEMATIC
		POS. 1	POS. 2	POS. 1	POS. 2	
SP	KM11	OFF	MOM.	OPEN	2-1	SPST N.O.
	KM33	ON	MOM.	2-1	OPEN	SPST N.C.
SPST Part number shown: KM1101RR05BE						
SP	KM12	ON	MOM.	2-1	4-3	SPDT
SPDT Part number shown: KM1202A08BE						

ACTUATOR

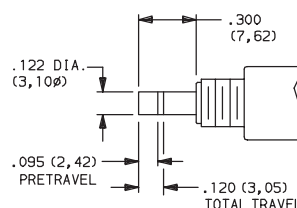


02 .398" HIGH, .122" DIA.

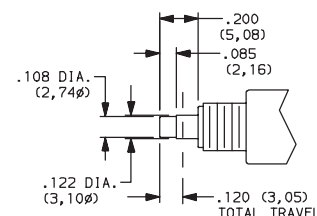


KM12 models only.

01 .122" DIA.



KM11 models only.



KM33 models only.

NOTE: Caps available for plunger options, see page A-70.



Third Angle
Projection



Dimensions are shown: Inches (mm)
Specifications and dimensions subject to change

KM Series Subminiature Pushbutton Switches



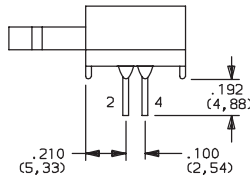
A

Pushbutton

BUSHING/ MOUNTING STYLE

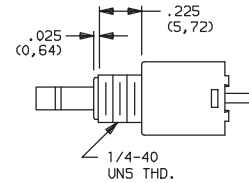


A RIGHT ANGLE



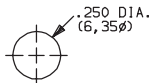
KM12 models only.

RR 1/4-40 THREAD, .225" HIGH



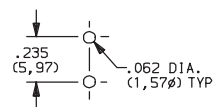
KM11 & KM33 models only.

PANEL MOUNTING

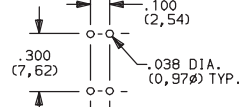


KM11 & KM33 models.

PC MOUNTING



KM11 models only.

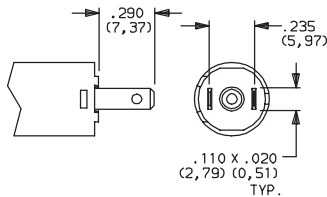


KM12 models only.

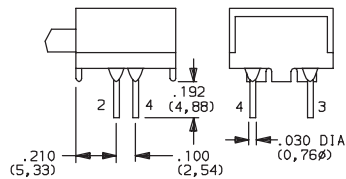
TERMINATIONS



05 .110" QUICK CONNECT

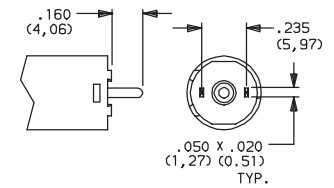


08 RIGHT ANGLE, PC THRU-HOLE



KM12 models only.

02 PC THRU-HOLE



KM11 models only.

CONTACT MATERIAL



OPTION CODE	RoHS COMPLIANT *	RoHS COMPATIBLE *	CONTACT AND TERMINAL MATERIAL	RATINGS	
B	YES	YES	GOLD ¹	LOW LEVEL/DRY CIRCUIT	0.4 VA MAX. @ 20 V AC OR DC MAX.
Q	YES	YES	SILVER ²	POWER	0.25 AMPS @ 125 V AC OR DC (KM11, KM12) (UL) 1 AMP @ 125 V AC OR 28 V DC (KM33).


* Note: See Technical Data section of this catalog for RoHS compliant and compatible definitions and specifications.

¹ STATIONARY CONTACTS & TERMINALS: Copper, with gold plate over nickel plate.
MOVABLE CONTACT: Phosphor bronze or beryllium copper, with gold plate over nickel plate.

² STATIONARY CONTACTS & TERMINALS: Copper, silver plated (standard with all termination options).
MOVABLE CONTACT: Phosphor bronze or beryllium copper, silver plated.

³ STATIONARY CONTACTS & TERMINALS: Copper, with gold plate over nickel plate over silver plate.
MOVABLE CONTACT: Phosphor bronze or beryllium copper, with gold plate over nickel plate over silver plate.

NOTE: Any models supplied with Q or B contact material are RoHS compliant.

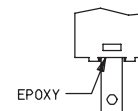
KM11, KM12 models  when ordered with 'Q' contact material.

SEAL



NONE NO SEAL

E EPOXY SEAL



Third Angle Projection
Dimensions are shown: Inches (mm)
Specifications and dimensions subject to change



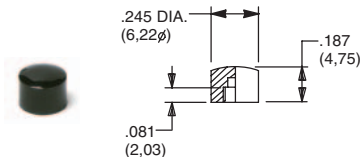


A
Pushbutton

KM Series Subminiature Pushbutton Switches

AVAILABLE HARDWARE

Cap, KM33 models

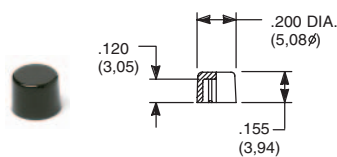


PART NO.

785101000 WHITE
785102000 BLACK
785103000 RED

Material: Nylon
Finish: Gloss

Cap, KM11 models

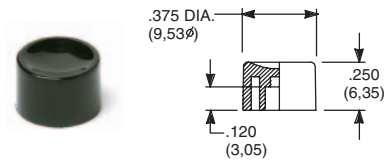


PART NO.

708901000 WHITE
708902000 BLACK
708903000 RED

Material: Nylon
Finish: Gloss

Cap, KM11 models

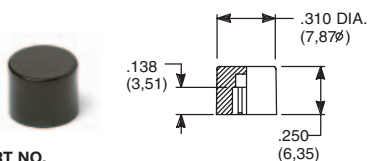


PART NO.

752701000 WHITE
752702000 BLACK
752703000 RED

Material: Nylon
Finish: Gloss

Cap, KM11 models

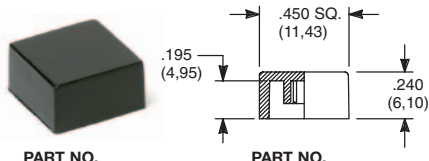


PART NO.

801801000 WHITE
801802000 BLACK
801803000 RED

Material: Nylon
Finish: Gloss

Cap, KM11 models



PART NO.

484601000 WHITE
484602000 BLACK
484603000 RED

Material: Nylon
Finish: Gloss

PART NO.

798201000 WHITE
798202263 BLACK
798203000 RED

Material: Nylon
Finish: Matte

NOTE: Other cap colors available, consult Customer Service Center.



Dimensions are shown: Inches (mm)
Specifications and dimensions subject to change