


FLEXIBLE SMT HEADER

(2.00 mm) .0787" PITCH • TMMH SERIES



TMMH

Board Mates:

CLT, SQT, SQW, ESQT, TLE, SMM, MMS

Cable Mates:

TCSD

SPECIFICATIONS

Insulator Material:

Black Liquid Crystal Polymer

Terminal Material:

Phosphor Bronze

Plating:

Sn or Au over 50 μ" (1.27 μm) Ni

Current Rating (TMMH/CLT):

4.2 A per pin

(2 pins powered)

Current Rating (TMMH/ESQT):

4.5 A per pin

(2 pins powered)

Current Rating (TMMH/SQT):

5.1 A per pin

(2 pins powered)

Operating Temp Range:

-55 °C to +105 °C with Tin;

-55 °C to +125 °C with Gold

Voltage Rating:

405 VAC/573 VDC

mated with CLT;

281 VAC/397 VDC

mated with SQW;

250 VAC/354 VDC

mated with SQT

PROCESSING

Lead-Free Solderable:

Yes

SMT Lead Coplanarity:

(0.10 mm) .004" max

ALSO AVAILABLE

MOQ Required

Other Platings



Note: Some lengths, styles and options are non-standard, non-returnable.

TMMH	1	NO. PINS PER ROW	LEAD STYLE	PLATING OPTION	DV	FLEX SHROUD OPTIONS	OTHER OPTIONS
------	---	------------------	------------	----------------	----	---------------------	---------------

03 thru 50

Specify LEAD STYLE from chart

-F
= Gold flash on post, Matte Tin on tail

-L
= 10 μ" (0.25 μm) Gold on post, Matte Tin on tail

-T
= Matte Tin

All Flex Shroud options require 9 pins/row minimum (For board-to-board interfaces. Will not mate with TCSD)

-ES
= End Shroud (For best cost also see TSH Series)

-EC
= End Shroud with Locking Clip (For best cost also see TSH Series) (Manual placement required)

-EP
= End Shroud with Guide Post

-EL
= End Shroud with Board Lock (Boards are positively locked and cannot be unmated)

-EBC
= End Shroud with Board Lock and Locking Clip (Boards are positively locked and cannot be unmated)

-EPC
= End Shroud with Guide Post and Locking Clip (Manual placement required)

-"XXX"
= Polarized Position. Specify position of omitted pin

-A
= Alignment Pin (3 positions minimum) (Not available with -LC)

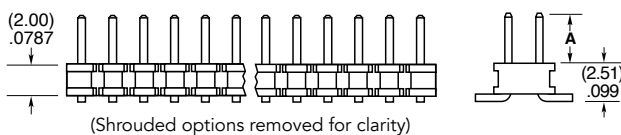
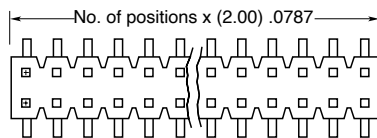
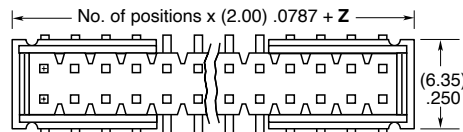
-LC
= Locking Clip (5 positions minimum) (Not available with -A) (Manual placement required)

-M
= Pick & Place Pad (5 positions minimum)

-TR
= Tape & Reel Packaging (36 positions maximum) (Flex Shroud options not available except -ES, -EP & -EL)

-FR
= Full Reel Tape & Reel (must order max. quantity per reel; contact Samtec for quantity breaks) (36 positions maximum) (Flex Shroud options not available except -ES, -EP & -EL)

OPTION	Z
-ES	(2.92) .115
-EC	(4.70) .185
-EP & -EPC	(6.10) .240
-EL & -EBC	(4.45) .175



LEAD STYLE	A	MATES WITH
-01	(3.20) .126	SQT, SQW, ESQT, TLE, SMM, MMS, TCSD
-04	(1.91) .075	CLT
-05	(1.65) .065	

