REVISIONS			
REV.	DESCRIPTION	DATE	APPROVED
A	Created Drawing	6/12/2006	DC

LTSHSM-1 XX - S - XX - XX - H - XXX - AP - XX - P

Number of Positions	03-30
Single Row	S

Post Options		
.120	3.048	01
.230	5.842	02
.320	8.128	04
.420	10.668	06
.530	13.462	08
.630	16.002	10
.730	18.542	12
.830	21.082	14
.930	23.622	16

P	Pick and Place Pad
TR	Tape and Reel
	Alignment Pin
	Position for Polarization
H	Horizontal SMT Option

Plating Options

G	-	10u Gold on Contact area/ Flash on tail
T	-	200u Matte Tin all Over
F	-	Gold Flash Over Entire Pin
GT	-	10u Gold on Contact Area / Matte Tin on Tail
H	-	30u Gold on Contact Area / Matte Tin on Tail

*All plating over 50u Nickel. All plating RoHS Compliant

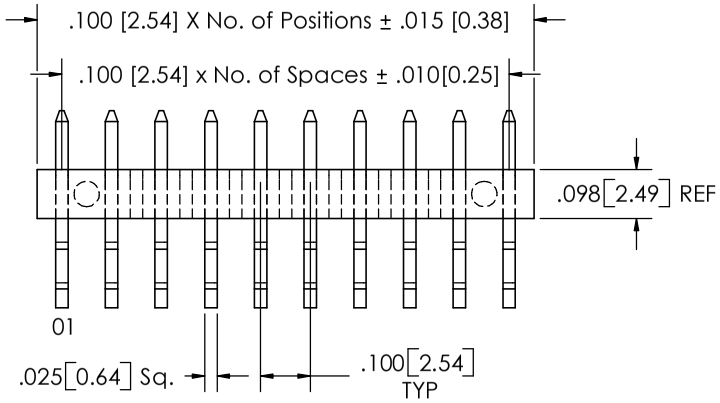

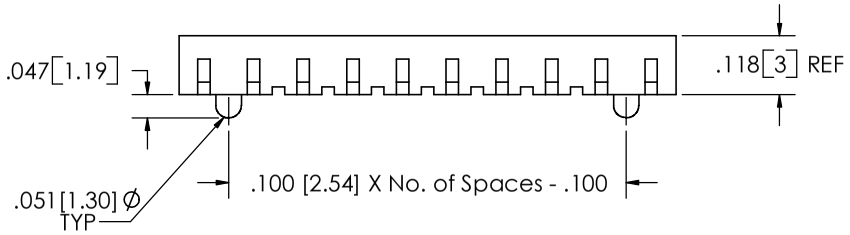

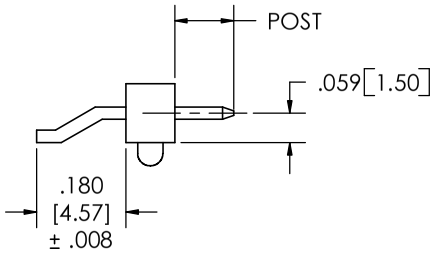

Specifications:
Current Rating: 3 Ampere
Insulation Resistance: 1000Ω Min.
Dielectric Withstanding: 600V AC
Contact Resistance: 20mΩ Max.
Operating Temp.: -40°C to +105°C

Materials:
Contact Material: Copper Alloy
Contact Plating: All plating over 50u Nickel
Insulator Material: Glass filled Polyester
All materials RoHS Compliant

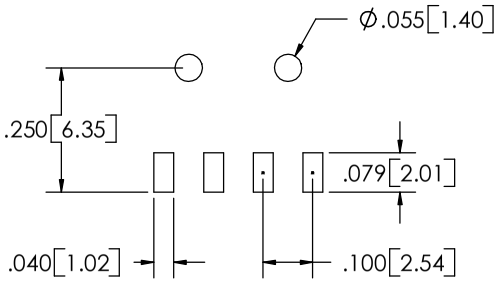

RECOMMENDED P.C. BOARD LAYOUT

PROPRIETARY AND CONFIDENTIAL
THE INFORMATION CONTAINED IN THIS DRAWING IS THE SOLE PROPERTY OF MAJOR LEAGUE ELECTRONICS. ANY REPRODUCTION IN PART OR AS A WHOLE WITHOUT THE WRITTEN PERMISSION OF MAJOR LEAGUE ELECTRONICS IS PROHIBITED.

UNLESS OTHERWISE SPECIFIED:
DIMENSIONS ARE IN INCHES
TOLERANCES:
ONE PLACE DECIMALS ±.100
TWO PLACE DECIMAL ±.010
THREE PLACE DECIMAL ±.005
FOUR PLACE DECIMAL ±.002
INTERPRET GEOMETRIC TOLERANCING PER:
MATERIAL --
FINISH --

	DATE	NAME
DRAWN	6/12/06	GWE
CHECKED	6/12/06	DRC
ENG APPR.		
MFG APPR.		
Q.A.		

COMMENTS:
RoHS Compliant

MAJOR LEAGUE ELECTRONICS

TITLE:
LTSHSM-1-S-H-AP

SIZE B | DWG. NO. Q:ASSEM/MLE/LTSHSM-1-S-H-AP | REV A

SCALE: 4:1 | WEIGHT: | SHEET 1 OF 1