THIS DRAWING IS UNPUBLISHED. RELEASED FOR PUBLICATION -,- .
© COPYRIGHT - By - ALL RIGHTS RESERVED.

LOC	DIST
FT	0

REVISIONS

P	LTR	DESCRIPTION	DATE	DWN	APVD
	P	REVISED PER ECO-13-011850	13NOV2013	KH	MB

1. CAPTIVE SCREWS.
2. MARK WITH WHITE PERMANENT INK.
3. ALL SCREWS TO BE DRIVEN DOWN TO TERMINAL SURFACE.
4. NICKEL PLATED BRASS SCREWS.
5. PRELIMINARY PART NUMBER.
6. OBSOLETE PARTS: OBSOLETE CIS STREAMLINING PER D.RENAUD/D.SINISI

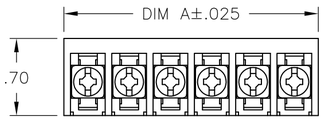

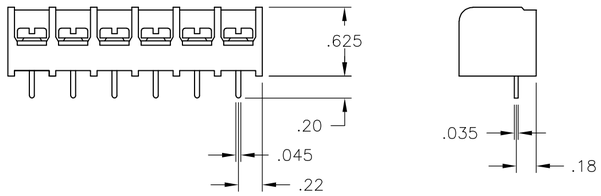

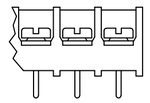

DETAIL FOR P/N's ~~1-1546160-6~~, 6 ~~1-1546160-7~~ AND ~~1-1546160-8~~ 6

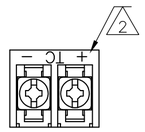

4-1546158-4

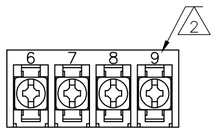

7-1437652-3

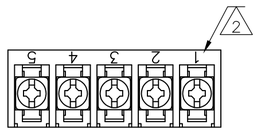

8-1437652-5

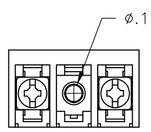

4-1546158-5

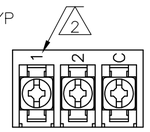

4-1546686-6

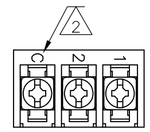

4-1546686-7

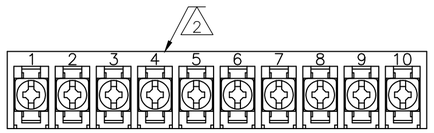

3-1437653-9

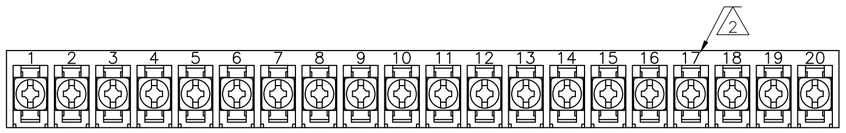

8-1546158-0

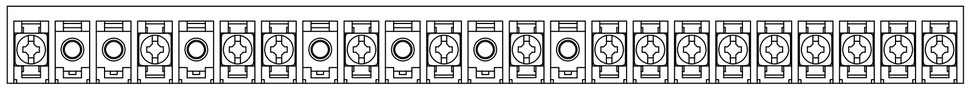

8-1437653-3

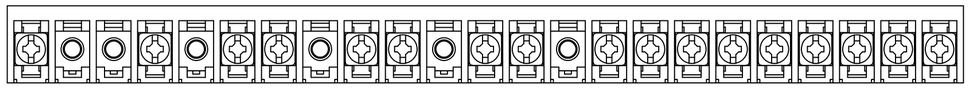

~~1437654-2~~ 6

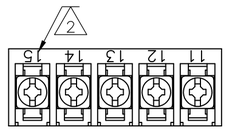

5-1546686-7

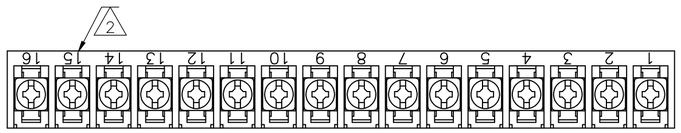

4-1546686-8

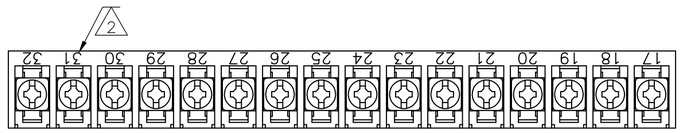

4-1546686-9

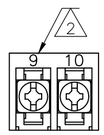

5-1546686-8

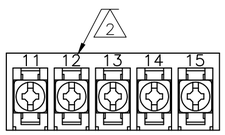

5-1546686-9

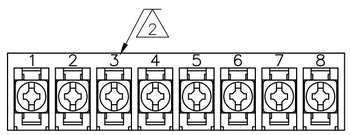

6-1546686-0

	DIM A REF	NO OF POS	CATALOG NUMBER	PART NUMBER
	11.311	30	6PCV-30-006	4-1546686-5
	10.936	29	6PCV-29-006	1-1437656-2
	10.561	28	6PCV-28-006	8-1546158-6
	10.186	27	6PCV-27-006	8-1546158-5
	9.811	26	6PCV-26-006	4-1437654-5
	9.436	25	6PCV-25-006	4-1437654-1
	9.061	24	6PCV-24-006	8-1546158-2
	8.686	23	6PCV-23-006	4-1546686-3
	8.311	22	6PCV-22-006	3-1437654-4
	7.936	21	6PCV-21-006	3-1437654-1
	7.561	20	6PCV-20-323	8-1546158-0
SEE FIGURE	7.561	20	6PCV-20-006	1-1437654-9
	7.186	19	6PCV-19-006	1-1437654-4
	6.811	18	6PCV-18-006	1437654-7
6 4 1 OBSOLETE	8.686	17	6PCV-17-899	~~1437654-2~~
SEE FIGURE	6.436	17	6PCV-17-006	9-1437653-8
OBSOLETE	6.061	16	6PCV-16-1389	~~4-1546686-9~~
SEE FIGURE OBSOLETE	6.061	16	6PCV-16-1388	~~4-1546686-8~~
SEE FIGURE	8.686	16	6PCV-16-1047	8-1437653-3
SEE FIGURE	6.061	16	6PCV-16-006	8-1437653-0
6 4 1 OBSOLETE	5.686	15	6PCV-15-1298	~~1-1546160-8~~
	5.686	15	6PCV-15-006	7-1437653-4
	5.311	14	6PCV-14-006	6-1437653-8
6 OBSOLETE	4.936	13	6PCV-13-1297	~~1-1546160-7~~
	4.936	13	6PCV-13-006	6-1437653-3
6 4 1 OBSOLETE	4.561	12	6PCV-12-1296	~~1-1546160-6~~
	4.561	12	6PCV-12-006	5-1437653-1
	4.186	11	6PCV-11-006	4-1437653-5
	3.811	10	6PCV-10-1269	3-1437653-9
SEE FIGURE	3.811	10	6PCV-10-006	3-1437653-5
4	3.436	9	6PCV-09-002	1546262-3
1	3.436	9	6PCV-09-006	2-1437653-5
4 1	3.061	8	6PCV-08-1394	1546262-7
	3.061	8	6PCV-08-1314	1-1437653-7
	3.061	8	6PCV-08-006	1-1437653-3
5 4 1	2.686	7	6PCV-07-1399	1546262-9
	2.686	7	6PCV-07-006	1437653-7
5 4 1	2.311	6	6PCV-06-1398	1546262-8
4	2.311	6	6PCV-06-002	1546262-4
	2.311	6	6PCV-06-006	9-1437652-5
4	1.936	5	6PCV-05-002	5-1546686-0
SEE FIGURE	1.936	5	6PCV-05-1267	8-1437652-5
	1.936	5	6PCV-05-006	8-1437652-2
SEE FIGURE	1.561	4	6PCV-04-1268	7-1437652-3
6 4 1 OBSOLETE	1.561	4	6PCV-04-1143	~~7-1437652-2~~
	1.561	4	6PCV-04-006	6-1437652-7
SEE FIGURE OBSOLETE	~~1.186~~	~~3~~	~~6PCV-03-1385~~	~~4-1546686-7~~
SEE FIGURE OBSOLETE	~~1.186~~	~~3~~	~~6PCV-03-1384~~	~~4-1546686-6~~
	1.186	3	6PCV-03-006	5-1437652-4
1	.811	2	6PCV-02-1393	1546262-6
SEE FIGURE OBSOLETE	~~1.186~~	~~2~~	~~6PCV-02-807~~	~~4-1546158-5~~
4 1	.811	2	6PCV-02-1313	4-1437652-5
SEE FIGURE	.811	2	6PCV-02-1216	4-1546158-4
	.811	2	6PCV-02-006	3-1437652-9

3-1437652-9

MATERIAL:
HOUSING: THERMOPLASTIC, UL94V-0 BLACK.
TERMINALS: BRIGHT TIN PLATED, COPPER ALLOY.
SCREWS: 6-32, STEEL, ZINC PLATED WITH CLEAR CHROMATE.

ELECTRICAL:
CURRENT RATING UL/CSA:
CLASS C: 25A, 300V.
CLASS D: 5A, 600V.
WIRE RANGE: 12-22 AWG

MECHANICAL:
RECOMMENDED TIGHTENING TORQUE: 7 IN-LBS.
OPERATING TEMP.: 105°C MAX

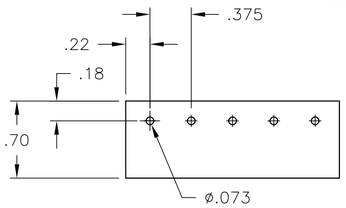

RECOMMENDED PCB LAYOUT

THIS DRAWING IS A CONTROLLED DOCUMENT.

DIMENSIONS: INCHES

TOLERANCES UNLESS OTHERWISE SPECIFIED:
0 PLC ± -
1 PLC ± -
2 PLC ± .02
3 PLC ± .010
4 PLC ± -
ANGLES ± 1°

MATERIAL -
FINISH -

DWN R BROWN 22APR03
CHK H WAKEEM 22APR03
APVD H WAKEEM 22APR03
PRODUCT SPEC —
APPLICATION SPEC —
WEIGHT —

TE Connectivity

NAME 6PCV-XX-006

SIZE A2 | CAGE CODE 00779 | DRAWING NO C-3-1437652-9 | RESTRICTED TO —

CUSTOMER DRAWING | SCALE 1:1 | SHEET 1 OF 2 | REV P

THIS DRAWING IS UNPUBLISHED. RELEASED FOR PUBLICATION – , – .
© COPYRIGHT – By – ALL RIGHTS RESERVED.

LOC	DIST
FT	0

REVISIONS

P	LTR	DESCRIPTION	DATE	DWN	APVD
	–	SEE SHEET 1	–	—	—

3–1437652–9

	DIM A REF	NO OF POS	CATALOG NUMBER	PART NUMBER
	3.061	8	6PCV–08–2006	6–1546686–0
	1.936	5	6PCV–05–2006	5–1546686–9
	.811	2	6PCV–02–2006	5–1546686–8
SEE FIGURE	1.936	5	6PCV–05–006	5–1546686–7
1	1.186	3	6PCV–03–006–1	5–1546686–6

THIS DRAWING IS A CONTROLLED DOCUMENT.

DIMENSIONS: INCHES

TOLERANCES UNLESS OTHERWISE SPECIFIED:

0 PLC	±	–
1 PLC	±	–
2 PLC	±	.02
3 PLC	±	.010
4 PLC	±	–
ANGLES		± 1°

MATERIAL –

FINISH –

DWN	R BROWN	22APR03
CHK	H WAKEEM	22APR03
APVD	H WAKEEM	22APR03
PRODUCT SPEC	—	
APPLICATION SPEC	—	
WEIGHT	—	

TE Connectivity

NAME 6PCV–XX–006

SIZE	CAGE CODE	DRAWING NO	RESTRICTED TO
A2	00779	C–3–1437652–9	—

CUSTOMER DRAWING

SCALE	SHEET	REV
1:1	2 OF 2	P