THIS DRAWING IS UNPUBLISHED. RELEASED FOR PUBLICATION -,- .
© COPYRIGHT - By - TE CONNECTIVITY ALL RIGHTS RESERVED.

LOC	DIST
CM	00

REVISIONS

P	LTR	DESCRIPTION	DATE	DWN	APVD
	S1	ECO-14-010907	06SEP14	KR	OC

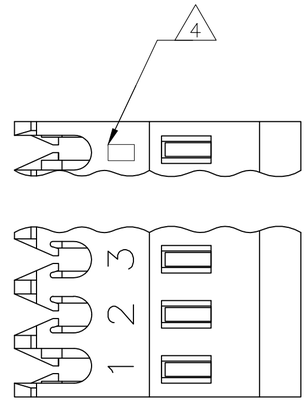

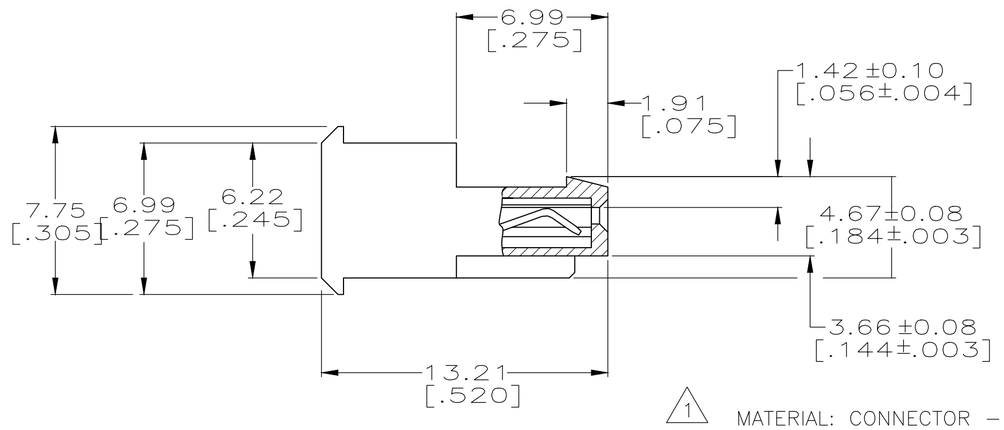

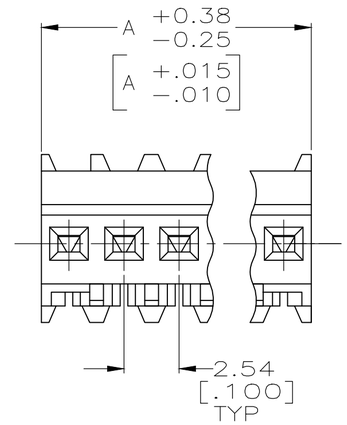

YES	71.12[2.800]	28	5-640620-8	
YES	68.58[2.700]	27	5-640620-7	
YES	66.04[2.600]	26	5-640620-6	
YES	63.50[2.500]	25	5-640620-5	
YES	60.96[2.400]	24	5-640620-4	
YES	58.42[2.300]	23	5-640620-3	
YES	55.88[2.200]	22	5-640620-2	
YES	53.34[2.100]	21	5-640620-1	
YES	50.80[2.000]	20	5-640620-0	
YES	48.26[1.900]	19	4-640620-9	
YES	45.72[1.800]	18	4-640620-8	
YES	43.18[1.700]	17	4-640620-7	
YES	40.64[1.600]	16	4-640620-6	
YES	38.10[1.500]	15	4-640620-5	
YES	35.56[1.400]	14	4-640620-4	
YES	33.02[1.300]	13	4-640620-3	
YES	30.48[1.200]	12	4-640620-2	
YES	27.94[1.100]	11	4-640620-1	
YES	25.40[1.000]	10	4-640620-0	
YES	22.86[.900]	9	3-640620-9	
YES	20.32[.800]	8	3-640620-8	
YES	17.78[.700]	7	3-640620-7	
YES	15.24[.600]	6	3-640620-6	
YES	12.70[.500]	5	3-640620-5	
YES	10.16[.400]	4	3-640620-4	
YES	7.62[.300]	3	3-640620-3	
YES	5.08[.200]	2	3-640620-2	
NO	71.12[2.800]	28	~~2-640620-8~~	SUPERSEDED
NO	68.58[2.700]	27	~~2-640620-7~~	
NO	66.04[2.600]	26	~~2-640620-6~~	
NO	63.50[2.500]	25	~~2-640620-5~~	
NO	60.96[2.400]	24	~~2-640620-4~~	
NO	58.42[2.300]	23	~~2-640620-3~~	
NO	55.88[2.200]	22	~~2-640620-2~~	
NO	53.34[2.100]	21	~~2-640620-1~~	
NO	50.80[2.000]	20	~~2-640620-0~~	
NO	48.26[1.900]	19	1-640620-9	
NO	45.72[1.800]	18	~~1-640620-8~~	SUPERSEDED 7
NO	43.18[1.700]	17	1-640620-7	OBSOLETE
NO	40.64[1.600]	16	1-640620-6	
NO	38.10[1.500]	15	1-640620-5	
NO	35.56[1.400]	14	~~1-640620-4~~	SUPERSEDED 7
NO	33.02[1.300]	13	1-640620-3	
NO	30.48[1.200]	12	1-640620-2	
NO	27.94[1.100]	11	~~1-640620-1~~	SUPERSEDED 7
NO	25.40[1.000]	10	1-640620-0	
NO	22.86[.900]	9	640620-9	
NO	20.32[.800]	8	640620-8	
NO	17.78[.700]	7	~~640620-7~~	SUPERSEDED 7
NO	15.24[.600]	6	640620-6	
NO	12.70[.500]	5	640620-5	
NO	10.16[.400]	4	640620-4	
NO	7.62[.300]	3	640620-3	
NO	5.08[.200]	2	640620-2	
LEADFREE	DIM A	NO. OF CIRCUITS	PART NO.	

1 MATERIAL: CONNECTOR - NYLON UL94V-2. (RED)
CONTACTS - 0.30[.012] THICK COPPER ALLOY
BRIGHT TIN-LEAD .00203[.000080] MIN THICKNESS
FOR 640620-2 THRU 2-640620-8.
MATTE WHISKER MITIGATED TIN .00203[.000080] MIN THICKNESS OVER
NICKEL UNDERPLATE FOR 3-640620-2 THRU 5-640620-8.

2 CONTACTS ACCEPT 22 AWG WIRE WITH 1.52[.060] MAX INSULATION DIAMETER.

3 CONTACTS MUST ACCEPT 0.64#0.03[.025#.762] POST AND REMAIN LOCKED IN POSITION.

4 IDENTIFICATION NUMBER FOR LAST CIRCUIT MAY NOT APPEAR ON ALL ASSEMBLIES.

5 DIMENSIONS IN BRACKETS ARE IN INCHES.

6 HOUSING FEATURES ARE: FEED THRU WITH LOCKING RAMP.

7 OBSOLETE PARTS: OBSOLETE CIS STREAMLINING PER D.RENAUD/D.SINISI

THIS DRAWING IS A CONTROLLED DOCUMENT.

DIMENSIONS: mm [INCHES]

TOLERANCES UNLESS OTHERWISE SPECIFIED:
0 PLC ± -
1 PLC ± -
2 PLC ± -
3 PLC ± 0.13 [.005]
4 PLC ± -
ANGLES ± -

MATERIAL 1
FINISH 1

DWN S. CARPENTER 11JUN2003
CHK D. BOSSI 11JUN2003
APVD D. BOSSI 11JUN2003
PRODUCT SPEC 108-1050
APPLICATION SPEC 114-1019
WEIGHT -

TE Connectivity

NAME MTA 100 CONNECTOR ASSEMBLY, 22 AWG, STANDARD

SIZE A2 | CAGE CODE 00779 | DRAWING NO C-640620 | RESTRICTED TO -

CUSTOMER DRAWING | SCALE 5:1 | SHEET 1 OF 1 | REV S1

640620

1471-9 (3/11)