

Power Choke Coil

Japan
Singapore

Series: **PCC-D125H (NX2)**

Low profile, High power, Low loss

Industrial Property: Patents 2 (pending)



■ Features

- High power, high inductance (No saturation performance realized by metal dust core)
(17 A to 50 A/2.12 μ H to 0.24 μ H)
- Low loss realized with low DCR (using flat wire)
- Low buzz noise by gap-less structure
- Surface mount type
(Low profile: height 4.9 mm×13.0 mm×12.9 mm)

■ Recommended Applications

- DC/DC converter for CPU in PC
- Thin type on-board power supply module for exchanger

■ Standard Packing Quantity

- 500 pcs./Reel

■ Explanation of Part Numbers

1	2	3	4	5	6	7	8	9	10	11	12
E	T	Q	P		H						
Product Code			Classification	Size	Winding	Inductance			Core	Packaging	Suffix

■ Examples

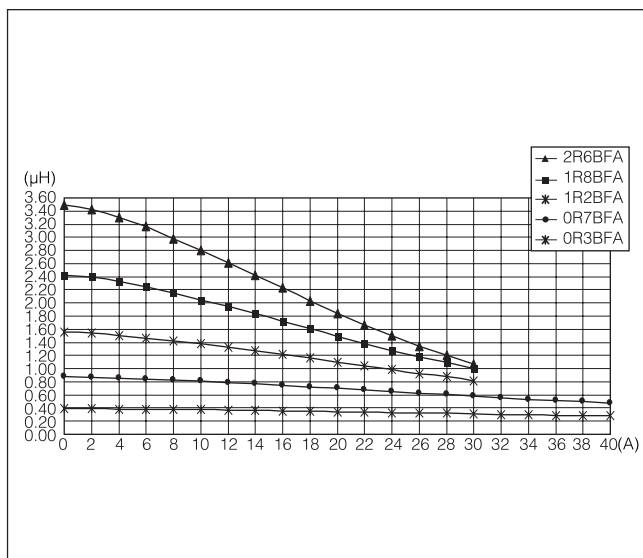
Part No.	Inductance (at 20 °C)					Rated current (A)	DC resistance (at 20 °C) (mΩ) center
	L1			L2 (Reference)			
	(μH)	Tolerance (%)	Measurement current (A)	(μH)	Measurement current (A)		
ETQP2H0R3BFA	0.29	±20	36	0.24	50	36	0.54
ETQP2H0R7BFA	0.69		21	0.59	29	21	1.30
ETQP2H1R2BFA	1.22		16	1.04	22	16	2.27
ETQP2H1R8BFA	1.83		14	1.49	20	14	3.48
ETQP2H2R6BFA	2.61		12	2.12	17	12	4.98

(Note1) Measured Frequency of Inductance is 100 kHz

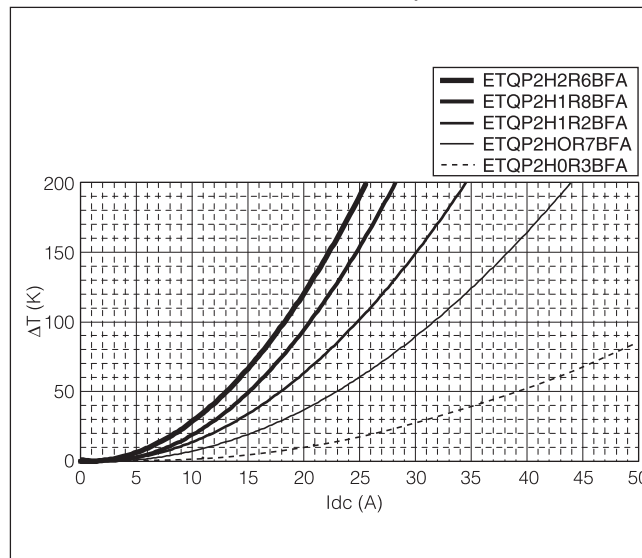
(Note2) The measurement current value of L1 is the actual value of the current at which the temperature of coil becomes 40 K when DC current flows.

■ Performace Characteristics(Reference)

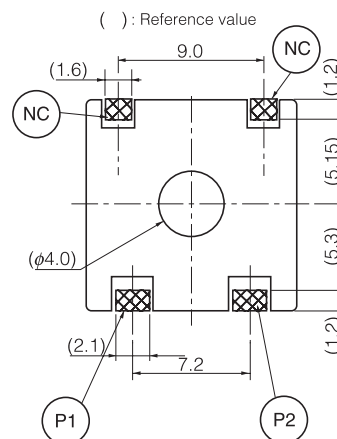
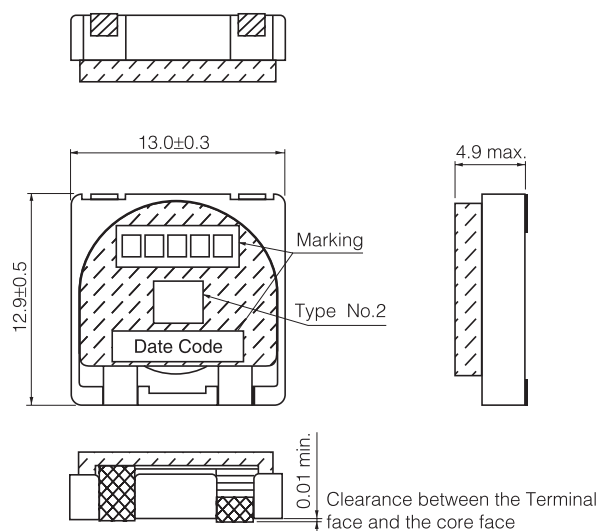
DC Current VS Inductance



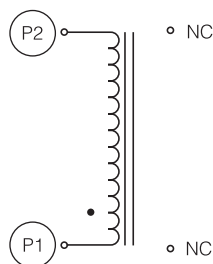
DC Current VS Temperature



■ Dimensions in mm (not to scale)



■ Connection



■ Recommended Land Pattern in mm (not to scale)

