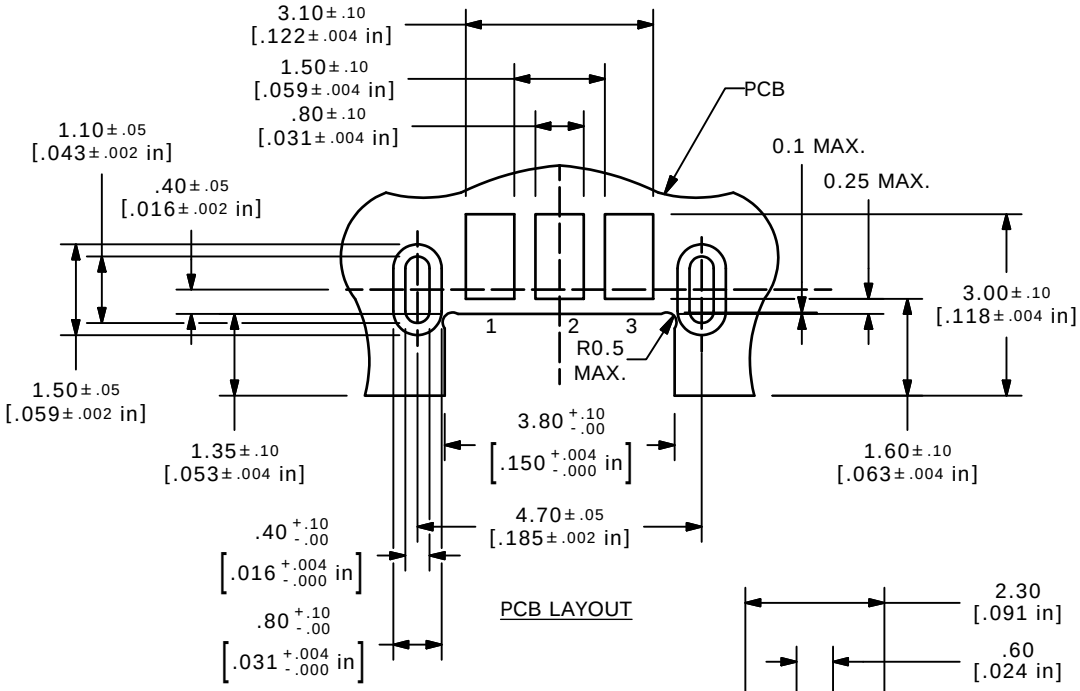

PCB LAYOUT

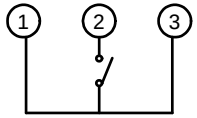

SCHEMATIC

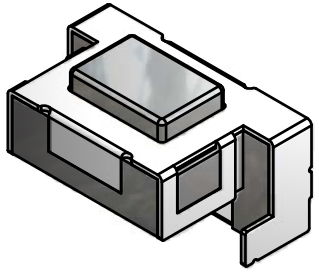

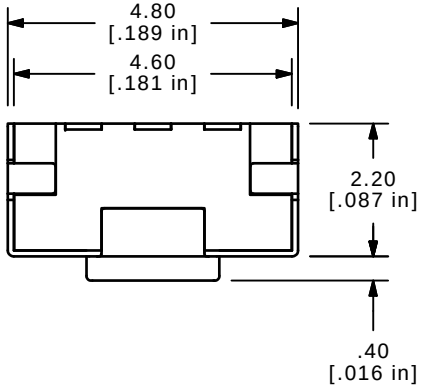

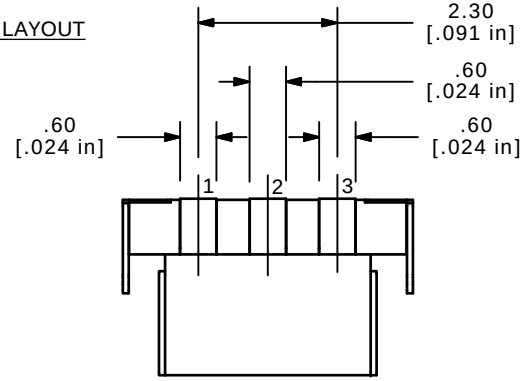

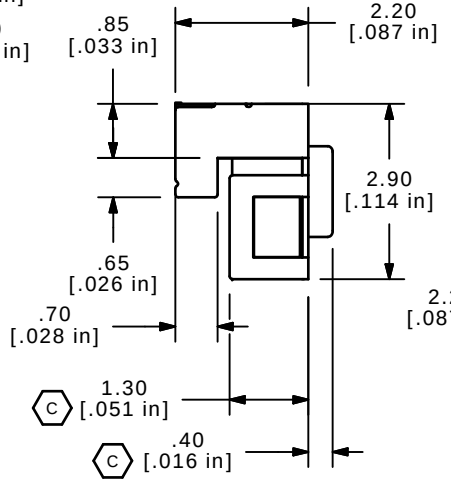

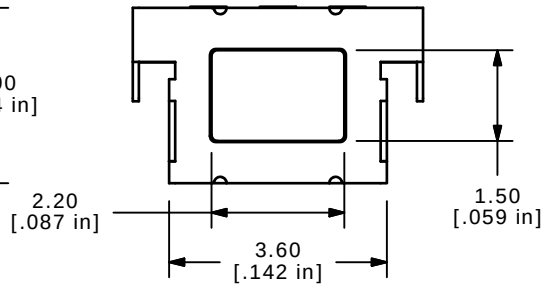

NOTES
1. ALL DIMENSIONS IN MM [INCH]
2. GENERAL TOLERANCE: X.X=± 0.4
   X.XX=± 0.25
3. TERMINAL NUMBERS FOR REF. ONLY.
4. ▲ OPERATING FORCE: 160± 50gf
5. OPERATING LIFE: 200,000 CYCLES (B)
6. TRAVEL: 0.15± 0.1mm
7. CONTACT RATING: 12 VDC, 50mA
8. ▲ CONTACT RESISTANCE: 1Ω MAX (C)
9. INSULATION RESISTANCE: 100M Ω MIN. @ 500 VDC (C)
10. BOUNCE MAX: 10m SEC MAX
11. DIELECTRIC STRENGTH: 250 VAC FOR 1 MINUTE
12. OPERATING TEMPERATURE: -40˚C TO 85˚C
13. STORAGE TEMPERATURE: -40˚C TO 85˚C (C)
14. PACKAGING: REEL 2200 PCS. PER
15. ▲ DENOTES CRITICAL PARAMETER
16. 2002/95/EC (ROHS) COMPLIANT

REV	PCR NO	DESCRIPTION	DATE	BY
C	19952	CORRECT NOTES AND DIMS	05/16/11	BMA
B	19873	CORRECT OPERATING LIFE NOTE	04/25/11	BMA
A	19858	RELEASE TO PRODUCTION	04/18/11	BMA

THE INFORMATION CONTAINED IN THIS DOCUMENT IS PROPRIETARY TO E-SWITCH AND IS NOT TO BE COPIED OR TRANSFERRED

E-SWITCH®

TITLE TL4105AF160QG

SCALE	DATE	DR	DWG	REV
8:1	4/18/2011	BMA	P004010	C