

D

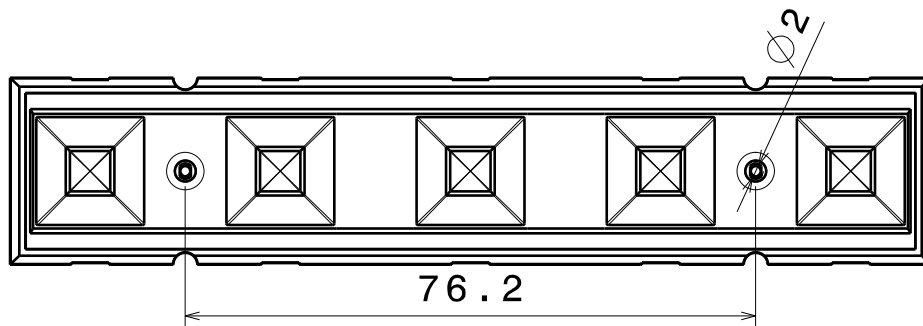
C

B

A

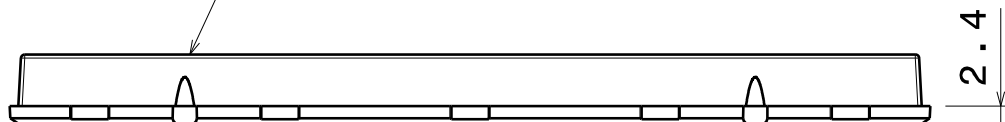
4

4

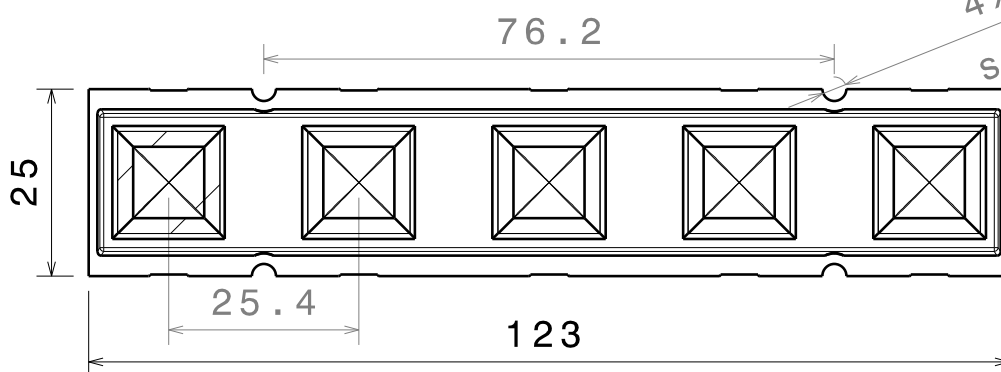


Position pins
Bottom view

Height 8,5mm from PCB top

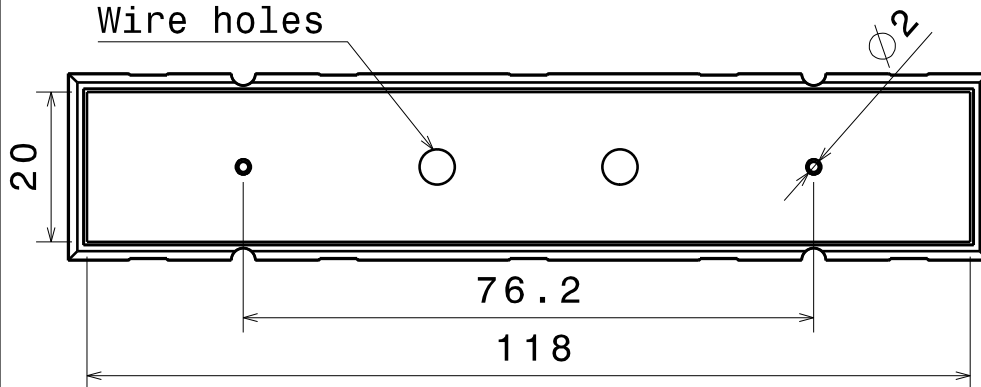


Front view



Top view

Wire holes



PCB-suggestion

Sealing: PCB goes
inside lens module.



Cross section

2

2

3

3

1

1

This drawing is our property.
It can't be reproduced
or communicated without
our written agreement.

LEDIL

Ledil Oy
Salorankatu 10
FIN 24240 SALO
Finland

DRAWING TITLE

Datasheet HB-5x1 Lens

DRAWN BY

mav

DATE

14.03.2012

CHECKED BY

DATE

SIZE

A4

DRAWING NUMBER

C12345

REV

2

DESIGNED BY

mav

DATE

22.09.2011

SCALE

1:1

WEIGHT (g)

SHEET

1/1

D

A

Mouser Electronics

Authorized Distributor

Click to View Pricing, Inventory, Delivery & Lifecycle Information:

Ledil:

[C12345_HB-5X1](#)