



T2007

Miniature Tongue-Operated Safety Interlock Switch

- Miniature size—The smallest tongue-actuated safety interlock switch available. Ideal for smaller machines with space restrictions. Fits on 1 in. square tubing.
- NEMA 6 enclosure—Enables the T2007 with conduit entry or connector to withstand water washdown cleaning.
- Rotatable head—Gives 8 possible actuator entry points for versatile installation. A blanking plug is supplied for the unused entry.
- Small swing radius—Allows use on doors with a swing radius as small as 2.5 in. when using the flex actuator with stainless steel guide.
- Long life—The T2007 with its stainless steel actuators and optional stainless steel guide is designed for one million actuations.
- Safety switch conformity—By including the safety-related functions of force-guided contacts and a tamper-resistant mechanism, the T2007 conforms to the European safety standards indicated here.



Conforms to EN1088, EN292, EN60947-5-1, EN60204-1
UL and C-UL listed

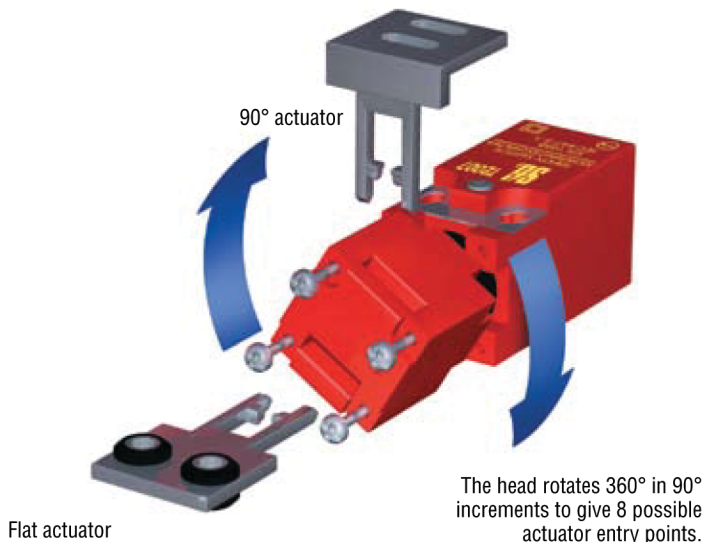
■ Actual Size



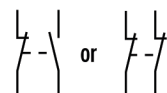
A **Go to the Engineering Guide**
For in-depth information on safety standards and use.

N **For More Guarding Products**
See Section N for safeguarding cutting and turning machines

■ **Operation**



Contact Arrangements

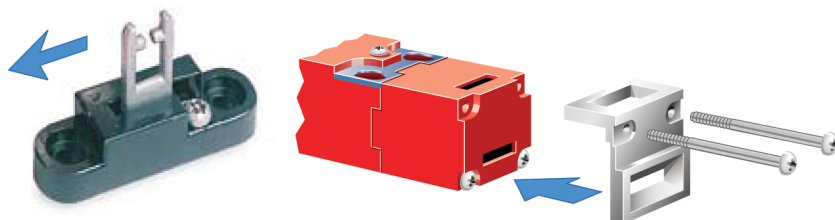


Actuator withdrawal distance from full insertion



G

safety interlock switches



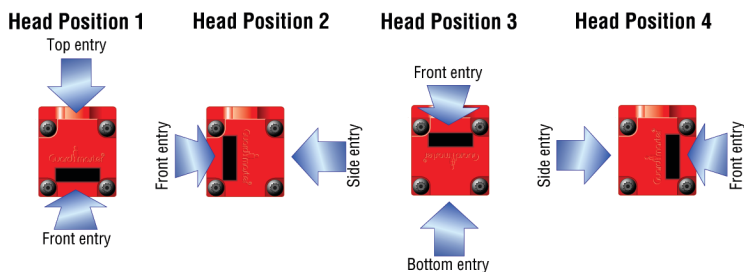
Flex Actuator

10° flexibility in one direction.

Optional Kit

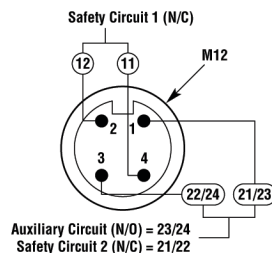
Optional kit consists of the flex actuator and the stainless steel guide.

8 possible actuator entry points

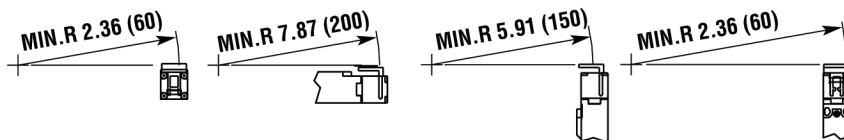


Connector Configurations

4-pin micro DC (M12) male connector

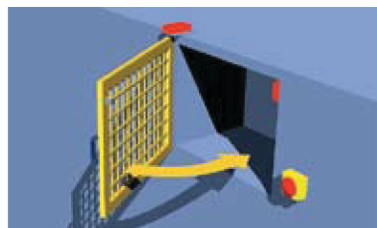
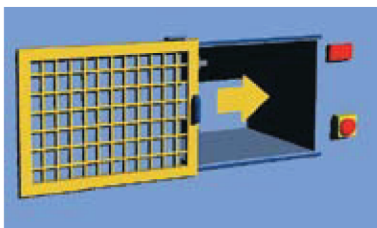


Minimum Operating Radius Front-Entry Using Flex Actuator With Stainless Steel Guide



■ Applications

Typical applications are on sliding guard doors or swinging guard doors with a 6 in. minimum swing radius.



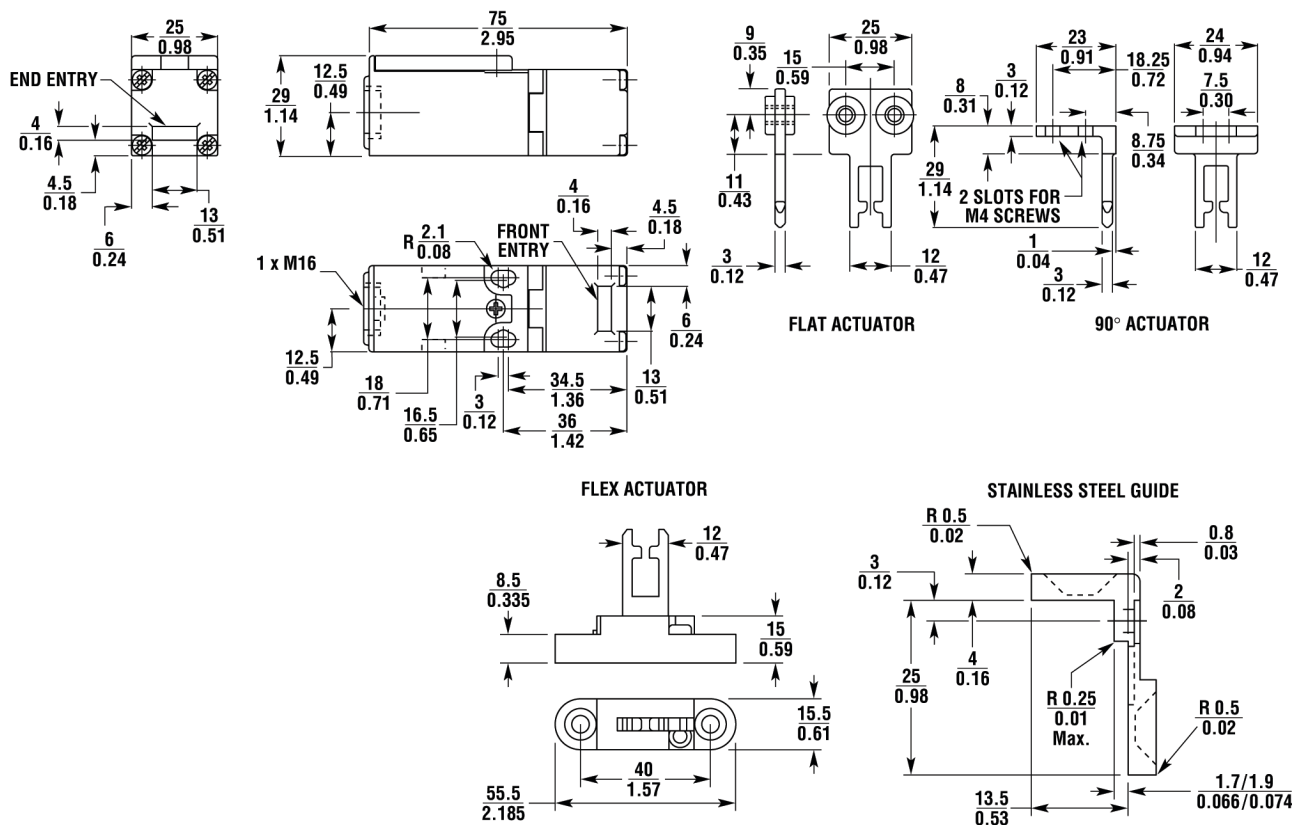
■ Specifications

	T2007-02TM	T2007-02SM	All Models	T2007-11TM	T2007-11SM
Electrical					
Contact Configurations:	2 N/C			1 N/C + 1 N/O	
Safety Contacts:	2 N/C positive break			1 N/C positive break	
Switching Ability	AC:	500 V–1 A, 250 V–2 A, 100 V–5 A			
	DC:	250 V–0.5 A, 24 V–2 A			
Safety Contact Gap:	> 2 mm (0.079 in.)				
Auxiliary Contacts:	1 N/O				
Max Switching Current/Volt/Amp:	500 V/500 VA				
Minimum Current:	5 V 5 mA DC				
Electrical Life:	1 x 10 ⁶ minimum				
Mechanical					
Mounting:	Any position				
Mounting Hardware:	2 x M4 screws				
Actuator Travel for Positive Opening:	3.6 mm (0.142 in.)				
Min Operating Radius with Flex Actuator:	60 mm (2.36 in.)				
Break Contact Min Force:	6 N (1.35 lb.)				
Max Actuation Speed:	160 mm/sec (6.30 in./sec)				
Max Actuation Frequency:	2 cycles/sec				
Case Material:	UL listed, glass-filled polyester				
Actuator Material:	Stainless steel				
Wiring Entry:	1 x M16 conduit with 0.5 in. NPT adapter; or Brad Harrison connector (Micro-Change, 8R Series, 4-pole male, M12 threads)				
Weight:	60 g (2.1 oz.)				
Color:	Red				
Mechanical Life:	1 x 10 ⁶ minimum				
Environmental					
Protection:	IP67 (NEMA 6)				
Operating Temperature:	-20 to 80°C (-4 to 176°F)				
Cleaning:	Water washdown				
Compliance					
Standards:	EN1088, EN292, EN60947-5, EN60204-1				
Approvals/Listings:	CE marked for all applicable directives, UL and C-UL				

Specifications are subject to change without notice.

Note: The safety contacts of the Omron STI switches are described as normally closed (N/C)—i.e., with the guard closed, actuator in place, and the machine able to be started.

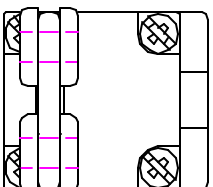
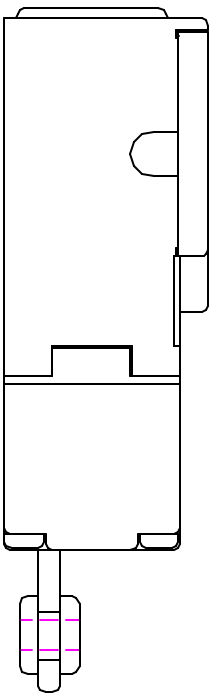
■ Dimensions — mm/in.



G
safety interlock switches

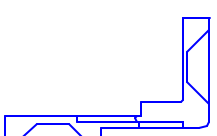
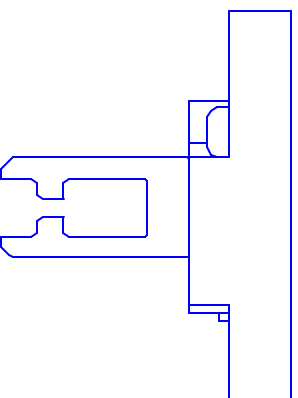
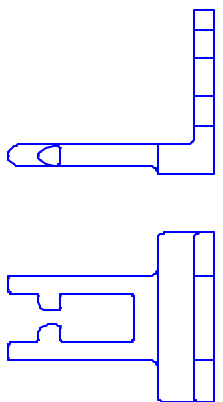
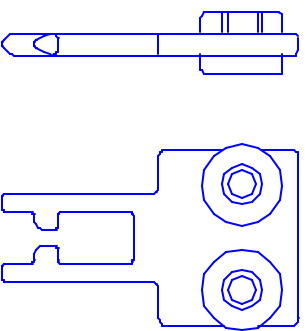
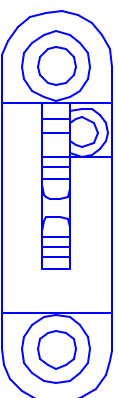
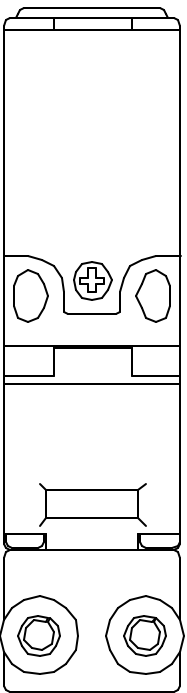
■ Ordering

Model	Contacts	Wiring Entry	Part No.
T2007-11TM (Flat actuator)	1 N/C + 1 N/O	1 x M16 with NPT adapter	44521-1020
T2007-11TC (Flat actuator)	1 N/C + 1 N/O	connector + 5 m cable	44521-1022
T2007-11F1 (Flex actuator with SS guide)	1 N/C + 1 N/O	1 x M16 with NPT adapter	44521-1027
T2007-11SM (90° actuator)	1 N/C + 1 N/O	1 x M16 with NPT adapter	44521-1040
T2007-11SC (90° actuator)	1 N/C + 1 N/O	connector + 5 m cable	44521-1042
T2007-02TM (Flat actuator)	2 N/C	1 x M16 with NPT adapter	44521-1050
T2007-02TC (Flat actuator)	2 N/C	connector + 5 m cable	44521-1052
T2007-02F1 (Flex actuator with SS guide)	2 N/C	1 x M16 with NPT adapter	44521-1057
T2007-02SM (90° actuator)	2 N/C	1 x M16 with NPT adapter	44521-1060
T2007-02SC (90° actuator)	2 N/C	connector + 5 m cable	44521-1062
Spare flat actuator			44513-0710
Spare 90° actuator			44513-0700
Flex actuator with stainless steel guide			44513-0730
Spare M16 to 0.5 in. NPT adapter			44512-0300
M16 cord grip			44512-0080
Accessories and cables with mating connectors (see page G238)			



T2007 WITH FLAT ACTUATOR

Drawn to Scale in Decimal Inches
 For Metric units (mm), multiply by 25.4
 Dimension as Required
 For Detailed Dimensions, refer to Catalog



FLAT ACTUATOR

90° ACTUATOR

FLEX ACTUATOR

S.S. GUIDE