THIS DRAWING IS UNPUBLISHED. RELEASED FOR PUBLICATION 20
© COPYRIGHT 20 BY - ALL RIGHTS RESERVED.

LOC	DIST
CM	00

REVISIONS

P	LTR	DESCRIPTION	DATE	DWN	APVD
	C3	REVISED PER ECO-11-023035	15NOV11	JR	TM

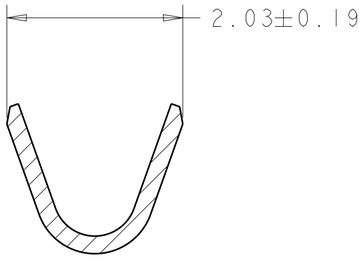

SECTION **Y-Y**
SCALE 20:1

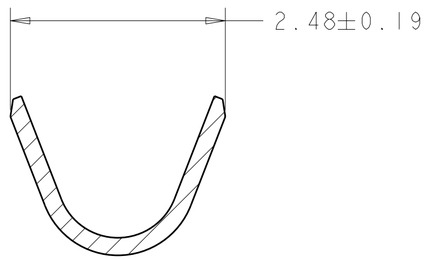

SECTION **Z-Z**
SCALE 20:1

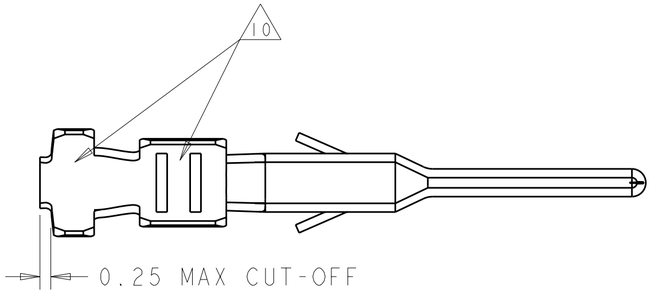

1. 2.54 µm MIN BRIGHT TIN/LEAD ENTIRE STOCK OVER 1.27 µm MIN NICKEL ENTIRE STOCK.
2. 0.38 µm MIN GOLD IN LOCALIZED GOLD PLATE AREA, 2.5 µm MIN BRIGHT TIN/LEAD IN LOCALIZED TIN/LEAD PLATE AREA, BOTH OVER 1.27 µm MIN NICKEL ON ENTIRE STOCK.
3. 0.76 µm MIN GOLD IN LOCALIZED GOLD PLATE AREA, 2.5 µm MIN BRIGHT TIN/LEAD IN LOCALIZED TIN/LEAD PLATE AREA, BOTH OVER 1.27 µm MIN NICKEL ON ENTIRE STOCK.
4. WIRE RANGE 20-24 AWG.
5. INSULATION RANGE 0.89-1.52
6. 2.54 µm MIN BRIGHT TIN ENTIRE STOCK OVER 1.27 µm MIN NICKEL ENTIRE STOCK.
7. 0.38 µm MIN GOLD IN LOCALIZED GOLD PLATE AREA, 2.5 µm MIN BRIGHT TIN IN LOCALIZED TIN PLATE AREA, BOTH OVER 1.27 µm MIN NICKEL ON ENTIRE STOCK.
8. 0.76 µm MIN GOLD IN LOCALIZED GOLD PLATE AREA, 2.5 µm MIN BRIGHT TIN IN LOCALIZED TIN PLATE AREA, BOTH OVER 1.27 µm MIN NICKEL ON ENTIRE STOCK.
9. NOTE DELETED.
10. TIN PLATING THICKNESS INSIDE WIRE AND INSULATION BARRELS TO BE 1.27 µm MIN.

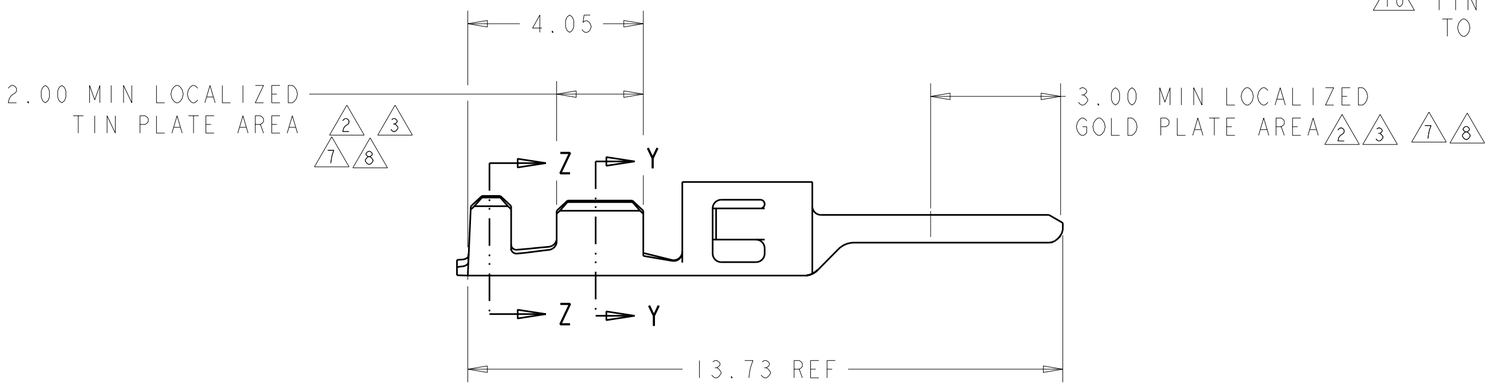



REELED PART NUMBER	FINISH	LOOSE PIECE PART NUMBER
1-794608-2	8	1-794612-2
1-794608-1	7	1-794612-1
1-794608-0	6	1-794612-0
794608-3	3	794612-3
794608-2	2	794612-2
794608-1	1	794612-1

THIS DRAWING IS A CONTROLLED DOCUMENT.

DIMENSIONS: mm

TOLERANCES UNLESS OTHERWISE SPECIFIED:
0 PLC ±-
1 PLC ±-
2 PLC ±0.13
3 PLC ±-
4 PLC ±-
ANGLES ±-

MATERIAL: 0.20 THK BRASS
FINISH: -

DWN W J RUDY 29AUG2000
CHK W DAVIS 29AUG2000
APVD W DAVIS 29AUG2000
PRODUCT SPEC -
APPLICATION SPEC -
WEIGHT -

TE Connectivity

NAME: PLUG CONTACT, CRIMP SNAP, 20-24 AWG LOOSE PIECE, MICRO MATE-N-LOK(TM)

SIZE	CAGE CODE	DRAWING NO	RESTRICTED TO
A2	00779	C-794612	-

CUSTOMER DRAWING | SCALE 10:1 | SHEET 1 OF 1 | REV C3

1471-9 (3/11)

Pro/ENGINEER DRAWING