

GOLD SERIES YAGI ANTENNA FEATURE 360° WELDED ELEMENTS


Laird premium series Directional Yagi antennas are fully gold anodized for corrosion resistance. All UHF and above frequency antennas feature internal matching to assure broad bandwidth and resistance to severe weather conditions. There is no gamma match to ice up, corrode or detune. Our engineering staff has also optimized the product family for forward gain by computer analysis and then field-tested each for conformance.

FEATURES

- All UHF and higher frequency antennas feature 360-degree welds around each element and an end-of-boom N connector feed with an internal transmission line feeding the driven element.
- Every Yagi is tuned on a network analyzer for best power match and lowest VSWR.
- All Yagi antennas ship complete with a high quality cast aluminum mounting kit that includes stainless steel hardware and allows vertical or horizontal orientation during installation. (VHF models require light assembly)
- Available in gold or black (B) anodized finish

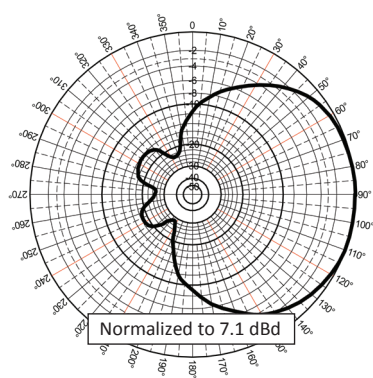
APPLICATIONS

- Point-to-point directional and multiple-point to omnidirectional outdoor antennas applications used by private organizations and government agencies around the globe.
- Typical applications include transportation such as railroad switching, remote locations reporting examples that include oil fields and weather conditions and meter data transmissions for utilities.

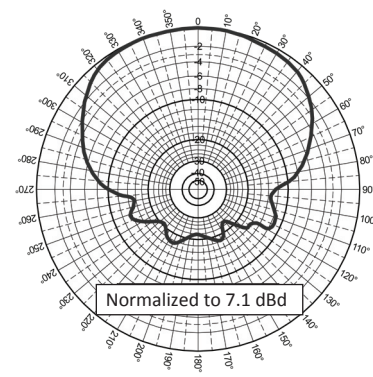


Heavy-Duty Mounting Kit Included

RADIATION PATTERNS



Vertical-to-Vertical Polarization
Azimuthal Pattern (Y, Z, or E-plane)



Horizontal-to-Horizontal Polarization
Azimuthal Pattern (Y, Z, or H-plane)

ELECTRICAL SPECIFICATIONS

Frequency Range	450 – 470 MHz
Gain	7.1 dBd
Front to Back Ratio	17 dB
Maximum Power	300 W
Input Impedance	50 Ω

MECHANICAL SPECIFICATIONS

Elements	3
Element Material	3/8" Diameter solid 6061-T6 aluminum rod
Boom Element	Heat treated 6061-T6 aluminum tube
Assembly	Fully Welded
Length	20 3/16 inches
Weight	5 lbs.
Shipping	All models are UPS shippable
Mounting	Up to 2 inch mast
Hardware	Stainless steel
Termination Type	N female at the end of the boom
Lightning Protection	DC grounded
Rated Wind Velocity	150 MPH
Lateral Thrust	12.2 lbs.

Americas: +1.847 839.6907
IAS-AmericasEastSales@lairdtech.com
Europe: +44.1628.858941
IAS-EUSales@lairdtech.com
Asia: +86.21.5855.0827.127
IAS-AsiaSales@lairdtech.com
www.lairdtech.com

ANT-DS-Y(B)4503 1015

Any information furnished by Laird Inc. and its agents is believed to be accurate and reliable. All specifications are subject to change without notice. Responsibility for the use and application of Laird materials rests with the end user, since Laird and its agents cannot be aware of all potential uses. Laird makes no warranties as to the fitness, merchantability or suitability of any Laird materials or products for any specific or general uses. Laird shall not be liable for incidental or consequential damages of any kind. All Laird products are sold pursuant to the Laird Terms and Conditions of sale in effect from time to time, a copy of which will be furnished upon request. © Copyright 2015 Laird Inc. All Rights Reserved. Laird, Laird Technologies, the Laird Logo, and other marks are trade marks or registered trade marks of Laird Inc. or an affiliate company thereof. Other product or service names may be the property of third parties. Nothing herein provides a license under any Laird or any third party intellectual property rights.