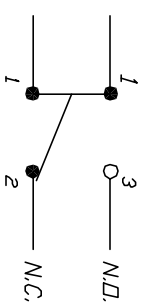
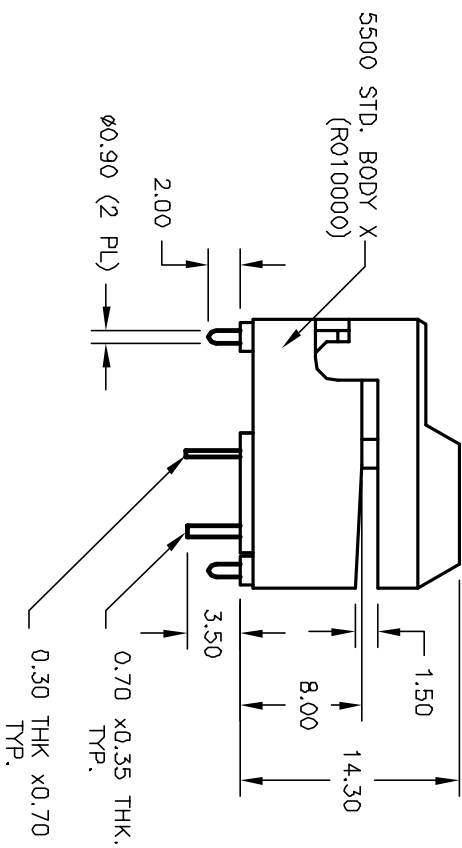


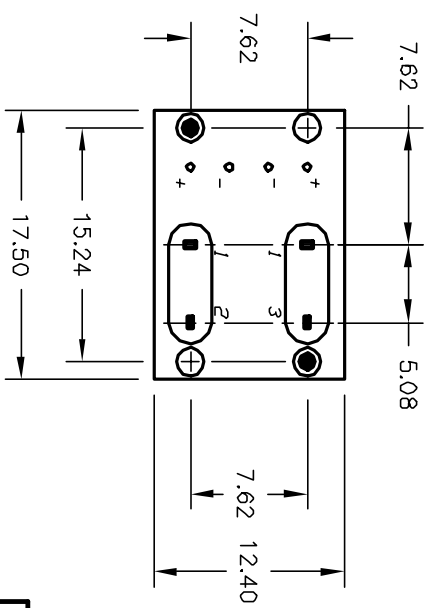
## RECOMMENDED P.C.B LAYOUT



CIRCUIT: SPD  
CONTACT CONFIGURATION

## NOTES:

1. ALL DIMENSIONS IN MM
2. GENERAL TOLERANCE:  $X.X = \pm 0.4$   
 $X.XX = \pm 0.25$
3. TERM. NO. FOR REF. ONLY
4. RATING: 12mA 24V
5. OPERATING FORCE: <200gf
6. OPERATING TRAVEL 2.5±0.2mm



				TITLE			
				5511 M-8-X			
A		11925	RELEASED FOR PRODUCTION	2/13/02	CJB		
REV.	ECN No.	DESCRIPTION		DATE	CHKD		
THE INFORMATION CONTAINED IN THIS DOCUMENT IS PROPRIETARY TO E-SWITCH AND IS NOT TO BE COPIED OR TRANSFERRED							
SCALE				DATE	DR	DWG	REV
2:1				2/13/02	CJB	KR0169P	A

# Mouser Electronics

Authorized Distributor

Click to View Pricing, Inventory, Delivery & Lifecycle Information:

[E-Switch:](#)

[5511M8X](#)