THIS DRAWING IS UNPUBLISHED. RELEASED FOR PUBLICATION MARCH ,2006.
© COPYRIGHT 2006 BY TYCO ELECTRONICS CORPORATION. ALL RIGHTS RESERVED.

LOC	DIST
E	B

REVISIONS

P	LTR	DESCRIPTION	DATE	DWN	APVD
	B	ECR-07-011908	16/05/07	AM	FWK

NOTES:

1. ELECTRICAL DATA: CONTACT RESISTANCE: 10 mOhm MAX
   INSULATION RESISTANCE: 100 MOhm MIN at 500VDC
   CURRENT RATING: 5 AMPS
   BREAKDOWN VOLTAGE: 500 VAC MIN PER MINUTE
2. ENVIRONMENTAL: OPERATING TEMPERATURE: −20°C TO +80°C
   SEALING REQUIREMENTS: IP67
3. PROD SPEC: 108−3641
4. PACKAGING: 107−3334
5. FOR TECHNICAL DATA REFER TO YOUR LOCAL TYCO ELECTRONICS SALES OFFICE
6. ALL DIMENSIONS ARE NOMINAL FOR REFERENCE ONLY UNLESS OTHERWISE STATED

ITEM	DESCRIPTION	MATERIAL	FINISH/COLOUR	QTY
1	SCREW NUT	ZINC DIE CAST	2.5µm NICKEL PLATED	1
2	CONNECTOR BODY	POLYURETHANE	BLACK	1
3	SOCKET CONTACT	BRASS	0.15µm GOLD OVER NICKEL	8
4	8 CORE CABLE (CORES 24AWG TO UL2464)	PVC JACKET UV RESISTANT	BLACK	1
5	'O' RING	VITON 70	GREEN	1

PIN ASSIGNMENTS
FRONT VIEW

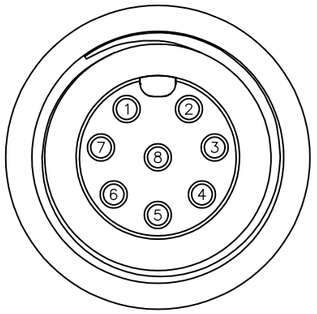

PIN	WIRE COLOUR
8	GREY
7	PURPLE
6	BLUE
5	GREEN
4	YELLOW
3	ORANGE
2	RED
1	BROWN

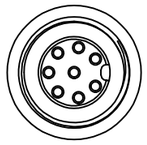

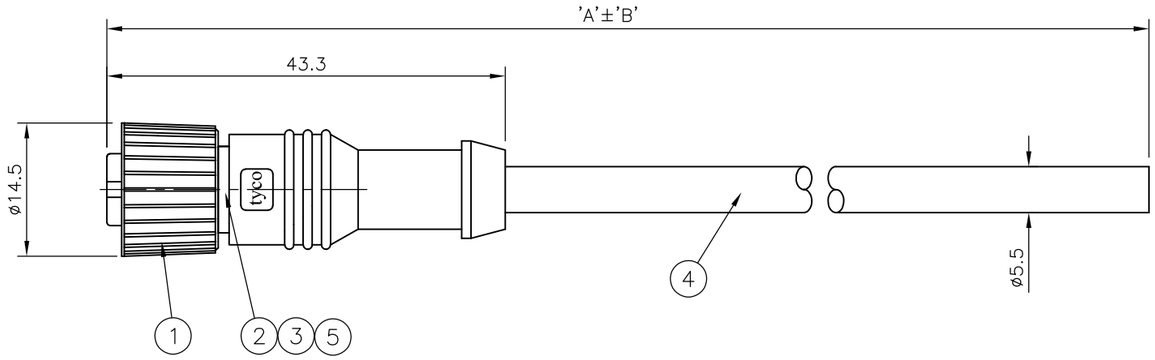

DIM A	TOL 'B'	DESCRIPTION	PART NUMBER
10000	500 mm	M12 STRAIGHT FEMALE CONNECTOR 10.0m CABLE	1838343−5
7000	350 mm	M12 STRAIGHT FEMALE CONNECTOR 7.0m CABLE	1838343−4
5000	250 mm	M12 STRAIGHT FEMALE CONNECTOR 5.0m CABLE	1838343−3
3000	150 mm	M12 STRAIGHT FEMALE CONNECTOR 3.0m CABLE	1838343−2
2000	100 mm	M12 STRAIGHT FEMALE CONNECTOR 2.0m CABLE	1838343−1

THIS DRAWING IS A CONTROLLED DOCUMENT.

DIMENSIONS: mm

TOLERANCES UNLESS OTHERWISE SPECIFIED:
0 PLC ± −
1 PLC ± −
2 PLC ± −
3 PLC ± −
4 PLC ± −
ANGLES ± −

MATERIAL −
FINISH −

DWN MANJUNATH.T.N 10APR06
CHK F.WHEELER−KING 04MAY06
APVD F.WHEELER−KING 04MAY06
PRODUCT SPEC −
APPLICATION SPEC −
WEIGHT −

tyco Electronics
Tyco Electronics Corporation
Bideford, UK, EX39 4HE

NAME
M12 STRAIGHT FEMALE CONNECTOR WITHOUT STRAIN RELIEF 8 POSITION, PVC CABLE

SIZE	CAGE CODE	DRAWING NO	RESTRICTED TO
A3	00779	C-1838343	−

CUSTOMER DRAWING

SCALE	SHEET	REV
NTS	1 OF 1	B

AMP 1470−19 REV 31MAR2000