| NO. OF CKTS | DIM B | DIM A |
|---|---|---|
| 2 | 2.54 ± 0.05 | 4.83 ± 0.20 |
| 3 | 5.08 ± 0.13 | 7.37 ± 0.20 |
| 4 | 7.62 ± 0.13 | 9.91 ± 0.20 |
| 5 | 10.16 ± 0.13 | 12.45 ± 0.20 |
| 6 | 12.70 ± 0.15 | 14.99 ± 0.23 |
| 7 | 15.24 ± 0.15 | 17.53 ± 0.23 |
| 8 | 17.78 ± 0.15 | 20.07 ± 0.23 |
| 9 | 20.32 ± 0.18 | 22.61 ± 0.25 |
| 10 | 22.86 ± 0.18 | 25.15 ± 0.25 |
| 11 | 25.40 ± 0.18 | 27.69 ± 0.25 |
| 12 | 27.94 ± 0.20 | 30.23 ± 0.28 |
| 13 | 30.48 ± 0.20 | 32.77 ± 0.28 |
| 14 | 33.02 ± 0.20 | 35.31 ± 0.28 |
| 15 | 35.56 ± 0.20 | 37.85 ± 0.28 |
| 16 | 38.10 ± 0.20 | 40.39 ± 0.28 |

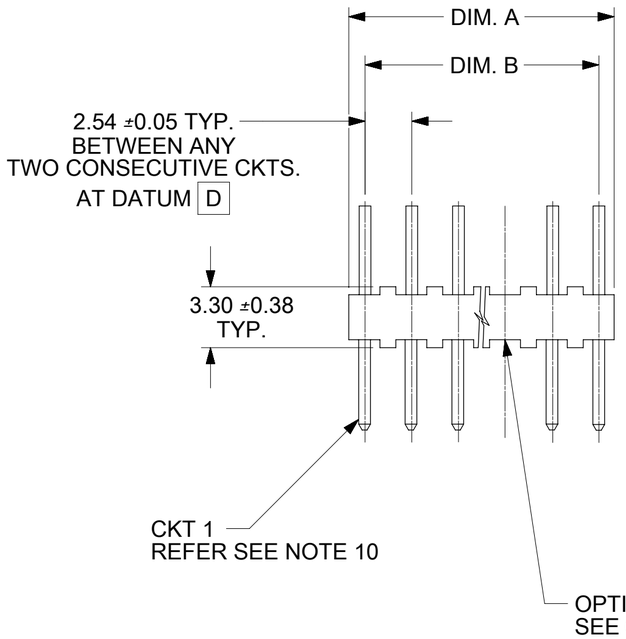


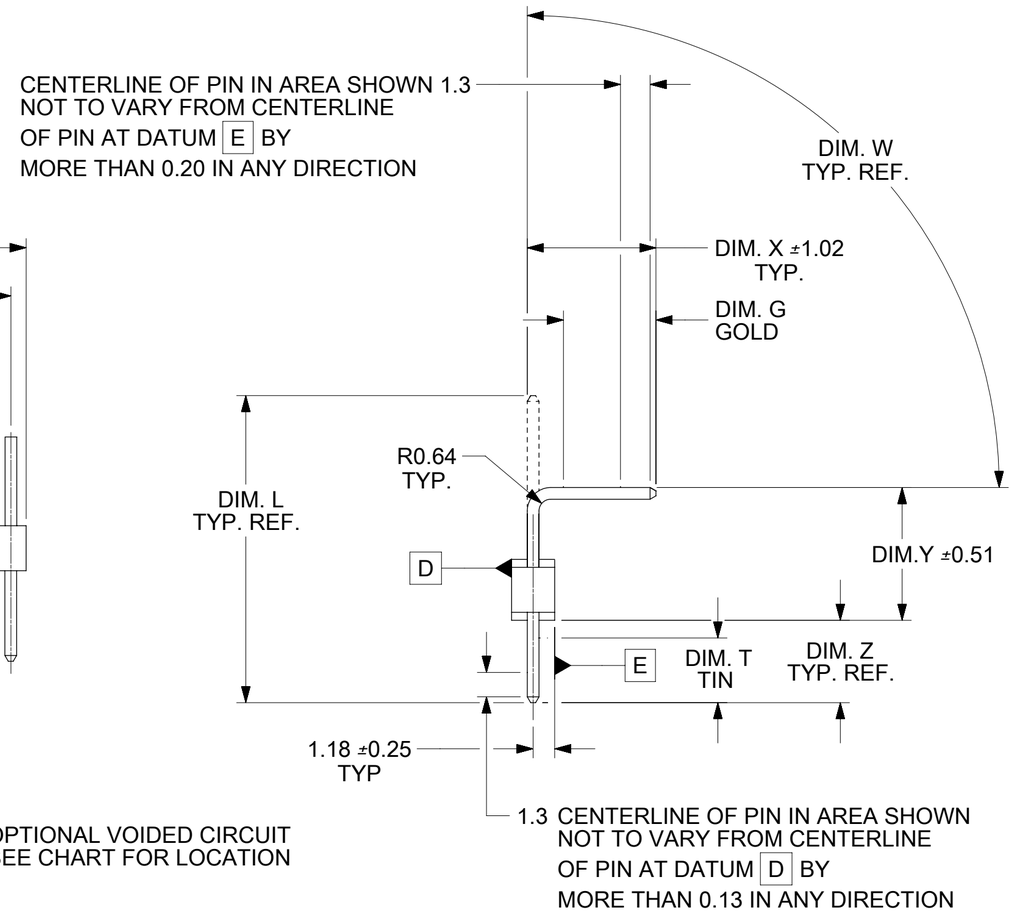


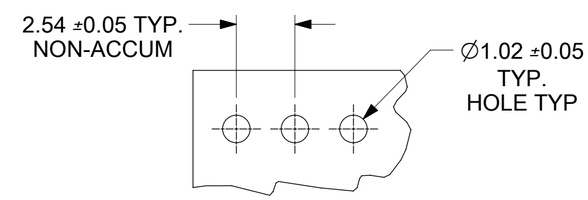


PCB LAYOUT: COMPONENT SIDE
TYPICAL PCB THICKNESS: 1.57

NOTES:

1. MATERIAL: NYLON, UL 94V-0, COLOR: WHITE
2. FINISH:
   - (241) SELECT GOLD: 0.00051 MIN.
     SELECT TIN: 0.00254 MIN.
     OVERALL NICKEL UNDERPLATE: 0.00127 MIN.
   - (197) OVERALL REFLOWED MATTE TIN: 0.00152 MIN.
     OVER 0.00127 MIN. NICKEL OVERALL.
3. PARTS CONFORM TO PRODUCT SPECIFICATION PS-10-07.
4. PACKAGING INFORMATION: SEE LEGEND.
5. PINS MUST CONFORM TO SOLDERABILITY SPECIFICATION SMES-152.
6. PIN PUSHOUT FORCE: 2 LBS. MIN.
7. PARTS ARE STACKABLE END TO END AND SIDE TO SIDE ON (2.54)/.100 CENTERS.
8. PARTS CONFORM TO CLASS B REQUIREMENTS OF COSMETIC SPECIFICATION PS-45499-002.
9. TEXT ON PART IS FOR REFERENCE ONLY. TEXT AND TEXT LOCATION MAY VARY DEPENDING ON PART NUMBER AND/OR TOOL.
10. CIRCUIT 1 DESIGNATION IS USED TO DEFINE VOID LOCATION. CIRCUIT 1 MAY OR MAY NOT ALIGN TO CIRCUIT 1 ON THE MATING HOUSING

A-4094-N * * *-*

NO. OF CKTS.

VERSION
LETTER CHANGES WHEN PIN
NO. OR PRESS DIM. CHANGES.

PLATING CODE
SEE NOTE 2

VOID CODE
BLANK = NO VOIDS
NO. = CIRCUIT NO. VOIDED
MULTIPLE VOIDS START WITH 51

| SECONDARY OPERATIONS | |
|---|---|
| CODE | PACKAGE |
| BLANK | BULK PER PK-4094-001 |
| | |

THIS DRAWING CONTAINS INFORMATION THAT IS PROPRIETARY TO MOLEX ELECTRONIC TECHNOLOGIES, LLC AND SHOULD NOT BE USED WITHOUT WRITTEN PERMISSION

| DIMENSION UNITS | SCALE |
|---|---|
| MM | NTS |

GENERAL TOLERANCES (UNLESS SPECIFIED)

| | MM | INCH |
|---|---|---|
| 4 PLACES | ± | ± |
| 3 PLACES | ± | ± 0.005 |
| 2 PLACES | ± 0.13 | ± 0.01 |
| 1 PLACE | ± 0.25 | ± |
| 0 PLACES | ± | ± |
| ANGULAR TOL | ± 0.5 ° | |

DRAFT WHERE APPLICABLE MUST REMAIN WITHIN DIMENSIONS

CURRENT REV DESC: PN 22055050 ADDED

EC NO: 601372
DRWN: SS06 2018/05/21
CHK'D: ISHWARG 2018/07/13
APPR: ISHWARG 2018/07/13

INITIAL REVISION:
DRWN: KSS 1984/09/10
APPR: FSMITH 2014/08/05

THIRD ANGLE PROJECTION | DRAWING: C-SIZE | SERIES: 4094

molex

WAFER ASSY FLAT MINI KK
(4030 WITH BENT PINS) 4094 SERIES DRAWING

PRODUCT CUSTOMER DRAWING

| DOCUMENT NUMBER | DOC TYPE | DOC PART | REVISION |
|---|---|---|---|
| SDA-4094 | PSD | 001 | AE5 |

| MATERIAL NUMBER | CUSTOMER | SHEET NUMBER |
|---|---|---|
| SEE TABLE | GENERAL MARKET | 1 OF 3 |

| DOCUMENT STATUS | P1 | RELEASE DATE | 2018/07/13 05:31:34 |
|---|---|---|---|

FORMAT: Eng-tega-master-tb-prod-C
REVISION: D
DATE: 2018/01/18

| ENG. NO. | PIN NO. | DIM. L | DIM. X | DIM. Z | DIM. Y | DIM. W | DIM. G | DIM. T |
|---|---|---|---|---|---|---|---|---|
| A-4094-NA197 | 42663-0562 | 17.53 | 9.37 | 3.15 | 6.30 | 90° | N/A | OVERALL |
| A-4094-NA241 | 42663-0563 | 17.53 | 9.37 | 3.15 | 6.30 | 90° | 5.08 | 3.43 |
| A-4094-NAJ197 | 42663-0862 | 21.34 | 10.13 | 4.09 | 8.41 | 90° | N/A | OVERALL |
| A-4094-NAP197 | 42663-0562 | 17.53 | 8.48 | 3.78 | 6.55 | 90° | N/A | OVERALL |
| A-4094-NBT197 | 42663-0182 | 12.70 | 6.38 | 2.79 | 4.78 | 90° | N/A | OVERALL |
| A-4094-NDS197 | 42663-1182 | 25.40 | 17.00 | 3.38 | 6.30 | 90° | N/A | OVERALL |
| A-4094-NAA197 | 42663-0542 | 17.27 | 7.72 | 3.15 | 10.21 | 60° | N/A | OVERALL |
| A-4094-NAD241 | 42663-0563 | 17.53 | 9.37 | 3.86 | 5.59 | 90° | 5.08 | 3.43 |
| A-4094-NAD197 | 42663-0562 | 17.53 | 9.37 | 3.86 | 5.59 | 90° | N/A | OVERALL |

THIS DRAWING CONTAINS INFORMATION THAT IS PROPRIETARY TO MOLEX ELECTRONIC TECHNOLOGIES, LLC AND SHOULD NOT BE USED WITHOUT WRITTEN PERMISSION

DIMENSION UNITS: MM
SCALE: NTS

GENERAL TOLERANCES (UNLESS SPECIFIED)

| | MM | INCH |
|---|---|---|
| 4 PLACES | ± | ± |
| 3 PLACES | ± | ± 0.005 |
| 2 PLACES | ± 0.13 | ± 0.01 |
| 1 PLACE | ± 0.25 | ± |
| 0 PLACES | ± | ± |
| ANGULAR TOL | ± 0.5 ° | |

DRAFT WHERE APPLICABLE MUST REMAIN WITHIN DIMENSIONS

CURRENT REV DESC: PN 22055050 ADDED

EC NO: 601372
DRWN: SS06 2018/05/21
CHK'D: ISHWARG 2018/07/13
APPR: ISHWARG 2018/07/13

INITIAL REVISION:
DRWN: KSS 1984/09/10
APPR: FSMITH 2014/08/05

THIRD ANGLE PROJECTION | DRAWING: C-SIZE | SERIES: 4094

molex

WAFER ASSY FLAT MINI KK
(4030 WITH BENT PINS) 4094 SERIES DRAWING

PRODUCT CUSTOMER DRAWING

| DOCUMENT NUMBER | DOC TYPE | DOC PART | REVISION |
|---|---|---|---|
| SDA-4094 | PSD | 001 | AE5 |

| MATERIAL NUMBER | CUSTOMER | SHEET NUMBER |
|---|---|---|
| SEE TABLE | GENERAL MARKET | 2 OF 3 |

| DOCUMENT STATUS | P1 | RELEASE DATE | 2018/07/13 05:31:34 |
|---|---|---|---|

FORMAT: Eng-tega-master-tb-prod-C
REVISION: D
DATE: 2018/01/18

## A-4094-NA197

| PART NO. | ENG. NO. | VOID CIRCUIT |
|---|---|---|
| 22-05-2021 | A-4094-2A197 | |
| 22-05-2031 | A-4094-3A197 | |
| 22-05-2041 | A-4094-4A197 | |
| 22-05-2051 | A-4094-5A197 | |
| 22-05-2061 | A-4094-6A197 | |
| 22-05-2071 | A-4094-7A197 | |
| 22-05-2081 | A-4094-8A197 | |
| 22-05-2091 | A-4094-9A197 | |
| 22-05-2101 | A-4094-10A197 | |
| 22-05-2111 | A-4094-11A197 | |
| 22-05-2121 | A-4094-12A197 | |
| 22-05-2131 | A-4094-13A197 | |
| 22-05-2141 | A-4094-14A197 | |
| 22-05-2151 | A-4094-15A197 | |
| 22-05-2161 | A-4094-16A197 | |
| 22-05-5050 | A-4094-5A197-3 | 3 |

## A-4094-NA241

| PART NO. | ENG. NO. | VOID CIRCUIT |
|---|---|---|
| 22-12-2021 | A-4094-2A241 | |
| 22-12-2031 | A-4094-3A241 | |
| 22-12-2041 | A-4094-4A241 | |
| 22-12-2051 | A-4094-5A241 | |
| 22-12-2061 | A-4094-6A241 | |
| 22-12-2071 | A-4094-7A241 | |
| 22-12-2081 | A-4094-8A241 | |
| 22-12-2091 | A-4094-9A241 | |
| 22-12-2101 | A-4094-10A241 | |
| 22-12-2111 | A-4094-11A241 | |
| 22-12-2121 | A-4094-12A241 | |
| 22-12-2131 | A-4094-13A241 | |
| 22-12-2141 | A-4094-14A241 | |
| 22-12-2151 | A-4094-15A241 | |
| 22-12-2161 | A-4094-16A241 | |
| 22-19-2054 | A-4094-5A241-2 | 2 |

## A-4094-NAJ197

| PART NO. | ENG. NO. |
|---|---|
| | A-4094-2AJ197 |
| 22-05-3038 | A-4094-3AJ197 |
| 22-05-3048 | A-4094-4AJ197 |
| 22-05-3058 | A-4094-5AJ197 |
| 22-05-3068 | A-4094-6AJ197 |
| 22-05-3078 | A-4094-7AJ197 |
| 22-05-3088 | A-4094-8AJ197 |
| 22-05-3098 | A-4094-9AJ197 |
| 22-05-3108 | A-4094-10AJ197 |
| 22-05-3118 | A-4094-11AJ197 |
| 22-05-3128 | A-4094-12AJ197 |
| 22-05-3138 | A-4094-13AJ197 |
| 22-05-3148 | A-4094-14AJ197 |
| 22-05-3158 | A-4094-15AJ197 |
| 22-05-3168 | A-4094-16AJ197 |

## A-4094-NAP197

| PART NO. | ENG. NO. |
|---|---|
| 22-05-3022 | A-4094-2AP197 |
| 22-05-3032 | A-4094-3AP197 |
| 22-05-3042 | A-4094-4AP197 |
| 22-05-3052 | A-4094-5AP197 |
| 22-05-3062 | A-4094-6AP197 |
| 22-05-3072 | A-4094-7AP197 |
| 22-05-3082 | A-4094-8AP197 |
| 22-05-3092 | A-4094-9AP197 |
| 22-05-3102 | A-4094-10AP197 |
| 22-05-3112 | A-4094-11AP197 |
| 22-05-3122 | A-4094-12AP197 |
| 22-05-3132 | A-4094-13AP197 |
| 22-05-3142 | A-4094-14AP197 |
| 22-05-3152 | A-4094-15AP197 |
| 22-05-3162 | A-4094-16AP197 |

## A-4094-NBT197

| PART NO. | ENG. NO. |
|---|---|
| 22-05-3020 | A-4094-2BT197 |
| 22-05-3030 | A-4094-3BT197 |
| 22-05-3040 | A-4094-4BT197 |
| 22-05-3050 | A-4094-5BT197 |
| 22-05-3060 | A-4094-6BT197 |
| 22-05-3070 | A-4094-7BT197 |
| 22-05-3080 | A-4094-8BT197 |
| 22-05-3090 | A-4094-9BT197 |
| 22-05-3100 | A-4094-10BT197 |
| 22-05-3110 | A-4094-11BT197 |
| 22-05-3120 | A-4094-12BT197 |
| 22-05-3130 | A-4094-13BT197 |
| 22-05-3140 | A-4094-14BT197 |
| 22-05-3150 | A-4094-15BT197 |
| 22-05-3160 | A-4094-16BT197 |

## A-4094-NDS197

| PART NO. | ENG. NO. |
|---|---|
| 22-06-3021 | A-4094-2DS197 |
| 22-06-3031 | A-4094-3DS197 |
| 22-06-3041 | A-4094-4DS197 |
| 22-06-3051 | A-4094-5DS197 |
| 22-06-3061 | A-4094-6DS197 |
| 22-06-3071 | A-4094-7DS197 |
| 22-06-3081 | A-4094-8DS197 |
| 22-06-3091 | A-4094-9DS197 |
| 22-06-3101 | A-4094-10DS197 |
| 22-06-3111 | A-4094-11DS197 |
| 22-06-3121 | A-4094-12DS197 |
| 22-06-3131 | A-4094-13DS197 |
| 22-06-3141 | A-4094-14DS197 |
| 22-06-3151 | A-4094-15DS197 |
| 22-06-3161 | A-4094-16DS197 |

## A-4094-NAA197

| PART NO. | ENG. NO. |
|---|---|
| | A-4094-2AA197 |
| | A-4094-3AA197 |
| | A-4094-4AA197 |
| | A-4094-5AA197 |
| 46999-0606 | A-4094-6AA197 |
| 46999-0650 | A-4094-7AA197 |
| | A-4094-8AA197 |
| | A-4094-9AA197 |
| | A-4094-10AA197 |
| | A-4094-11AA197 |
| | A-4094-12AA197 |
| | A-4094-13AA197 |
| | A-4094-14AA197 |
| | A-4094-15AA197 |
| | A-4094-16AA197 |

## A-4094-NAD241

| PART NO. | ENG. NO. |
|---|---|
| | |
| 46999-0808 | A-4094-3AD241 |

## A-4094-NAD197

| PART NO. | ENG. NO. |
|---|---|
| | |
| 22-05-4030 | A-4094-3AD197 |

THIS DRAWING CONTAINS INFORMATION THAT IS PROPRIETARY TO MOLEX ELECTRONIC TECHNOLOGIES, LLC AND SHOULD NOT BE USED WITHOUT WRITTEN PERMISSION

| DIMENSION UNITS | SCALE |
|---|---|
| INCH | NTS |

GENERAL TOLERANCES (UNLESS SPECIFIED)

| | MM | INCH |
|---|---|---|
| 4 PLACES | ± | ± |
| 3 PLACES | ± | ± 0.005 |
| 2 PLACES | ± 0.13 | ± 0.01 |
| 1 PLACE | ± 0.25 | ± |
| 0 PLACES | ± | ± |
| ANGULAR TOL | ± 0.5 ° | |

DRAFT WHERE APPLICABLE MUST REMAIN WITHIN DIMENSIONS

CURRENT REV DESC: PN 22055050 ADDED

EC NO: 601372
DRWN: SS06 2018/05/21
CHK'D: ISHWARG 2018/07/13
APPR: ISHWARG 2018/07/13

INITIAL REVISION:
DRWN: KSS 1984/09/10
APPR: FSMITH 2014/08/05

THIRD ANGLE PROJECTION | DRAWING: C-SIZE | SERIES: 4094

molex

WAFER ASSY FLAT MINI KK
(4030 WITH BENT PINS) 4094 SERIES DRAWING

PRODUCT CUSTOMER DRAWING

| DOCUMENT NUMBER | DOC TYPE | DOC PART | REVISION |
|---|---|---|---|
| SDA-4094 | PSD | 001 | AE5 |

| MATERIAL NUMBER | CUSTOMER | SHEET NUMBER |
|---|---|---|
| SEE TABLE | GENERAL MARKET | 3 OF 3 |

| DOCUMENT STATUS | P1 | RELEASE DATE | 2018/07/13 05:31:34 |
|---|---|---|---|

FORMAT: Eng-tega-master-tb-prod-C
REVISION: D
DATE: 2018/01/18