



AUTOMOTIVE RECTIFIERS

SENSITRON SEMICONDUCTOR

OPERATING AND STORAGE TEMPERATURE -65°C TO +175°C

TYPE	Maximum Peak Reverse Voltage	Maximum Average Rectified Current @Half-Wave Resistive Load 60Hz		Maximum Forward Peak Surge Current @8.3ms Superimposed	Maximum Reverse Current @PRV @25°C T _A	Maximum Forward Voltage @25°C T _A		Maximum Reverse Recovery Time
	PRV	I _o @ T _A		I _{FM} (Surge)	I _R	I _{FM}	V _{FM}	T _{rr}
	V _{PK}	A _{AV}	°C	A _{PK}	μAdc	V _{PK}	V _{PK}	ns

20.0 AMPERE / 9.5MM DISH



DD200	50	20.0	150	400	100	20	1.1	--
DD201	100	20.0	150	400	100	20	1.1	--
DD202	200	20.0	150	400	100	20	1.1	--
DD203	300	20.0	150	400	100	20	1.1	--
DD204	400	20.0	150	400	100	20	1.1	--
DD205	500	20.0	150	400	100	20	1.1	--
DD206	600	20.0	150	400	100	20	1.1	--

20.0 AMPERE / 8.4MM DISH



DD200S	50	20.0	150	400	100	20	1.1	--
DD201S	100	20.0	150	400	100	20	1.1	--
DD202S	200	20.0	150	400	100	20	1.1	--
DD203S	300	20.0	150	400	100	20	1.1	--
DD204S	400	20.0	150	400	100	20	1.1	--
DD205S	500	20.0	150	400	100	20	1.1	--
DD206S	600	20.0	150	400	100	20	1.1	--

25.0 AMPERE / AR



AR25A	50	25.0	150	400	5.0	25	1.0	3.0
AR25B	100	25.0	150	400	5.0	25	1.0	3.0
AR25D	200	25.0	150	400	5.0	25	1.0	3.0
AR25G	400	25.0	150	400	5.0	25	1.0	3.0
AR25J	600	25.0	150	400	5.0	25	1.0	3.0
AR25K	800	25.0	150	400	5.0	25	1.0	3.0
AR25M	1000	25.0	150	400	5.0	25	1.0	3.0

NOTE: Glass passivated forms are available upon request

25.0 AMPERE / ARS



ARS25A	50	25.0	150	400	5.0	25	1.0	3.0
ARS25B	100	25.0	150	400	5.0	25	1.0	3.0
ARS25D	200	25.0	150	400	5.0	25	1.0	3.0
ARS25G	400	25.0	150	400	5.0	25	1.0	3.0
ARS25J	600	25.0	150	400	5.0	25	1.0	3.0
ARS25K	800	25.0	150	400	5.0	25	1.0	3.0
ARS25M	1000	25.0	150	400	5.0	25	1.0	3.0

NOTE: Glass passivated forms are available upon request

25.0 AMPERE / 13MM BOSCH



BD2500	50	25.0	150	400	10	50	1.18	--
BD2501	100	25.0	150	400	10	50	1.18	--
BD2502	200	25.0	150	400	10	50	1.18	--
BD2503	300	25.0	150	400	10	50	1.18	--
BD2504	400	25.0	150	400	10	50	1.18	--
BD2505	500	25.0	150	400	10	50	1.18	--
BD2506	600	25.0	150	400	10	50	1.18	--

NOTE: Glass passivated forms are available upon request



AUTOMOTIVE RECTIFIERS

SENSITRON SEMICONDUCTOR

OPERATING AND STORAGE TEMPERATURE -65°C TO +175°C

TYPE	Maximum Peak Reverse Voltage	Maximum Average Rectified Current @Half-Wave Resistive Load 60Hz		Maximum Forward Peak Surge Current @8.3ms Superimposed	Maximum Reverse Current @PRV @25°C T _A	Maximum Forward Voltage @25°C T _A		Maximum Reverse Recovery Time
	PRV	I _o @ T _A		I _{FM} (Surge)	I _R	I _{FM}	V _{FM}	T _{rr}
	V _{PK}	A _{AV}	°C	A _{PK}	μA _{dc}	V _{PK}	V _{PK}	Ns

25.0 AMPERE / C25



C25A	50	25.0	150	400	3.0	50	1.08	--
C25B	100	25.0	150	400	3.0	50	1.08	--
C25D	200	25.0	150	400	3.0	50	1.08	--
C25G	400	25.0	150	400	3.0	50	1.08	--
C25J	600	25.0	150	400	3.0	50	1.08	--
C25K	800	25.0	150	400	3.0	50	1.08	--
C25M	1000	25.0	150	400	3.0	50	1.08	--

NOTE: Glass passivated forms are available upon request

25.0 AMPERE / 10MM LUCAS



LD2500	50	25.0	150	400	20	50	1.05	--
LD2501	100	25.0	150	400	20	50	1.05	--
LD2502	200	25.0	150	400	20	50	1.05	--
LD2503	300	25.0	150	400	20	50	1.05	--
LD2504	400	25.0	150	400	20	50	1.05	--
LD2505	500	25.0	150	400	20	50	1.05	--
LD2506	600	25.0	150	400	20	50	1.05	--

NOTE: Glass passivated forms are available upon request

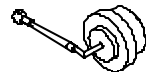
25.0 AMPERE / DO-21



PF2500	50	25.0	150	400	10	50	1.08	--
PF2501	100	25.0	150	400	10	50	1.08	--
PF2502	200	25.0	150	400	10	50	1.08	--
PF2504	400	25.0	150	400	10	50	1.08	--
PF2506	600	25.0	150	400	10	50	1.08	--
PF2508	800	25.0	150	400	10	50	1.08	--
PF2510	1000	25.0	150	400	10	50	1.08	--

NOTE: Glass passivated forms are available upon request

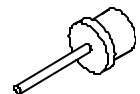
25.0 AMPERE / DO-21 FLAG LEAD



PFW2500	50	25.0	150	400	10	50	1.08	--
PFW2501	100	25.0	150	400	10	50	1.08	--
PFW2502	200	25.0	150	400	10	50	1.08	--
PFW2504	400	25.0	150	400	10	50	1.08	--
PFW2506	600	25.0	150	400	10	50	1.08	--
PFW2508	800	25.0	150	400	10	50	1.08	--
PFW2510	1000	25.0	150	400	10	50	1.08	--

NOTE: Glass passivated forms are available upon request

25.0 AMPERE / TIN CAN



TC2500	50	25.0	150	400	10	50	1.0	--
TC2501	100	25.0	150	400	10	50	1.0	--
TC2502	200	25.0	150	400	10	50	1.0	--
TC2503	300	25.0	150	400	10	50	1.0	--
TC2504	400	25.0	150	400	10	50	1.0	--



AUTOMOTIVE RECTIFIERS

SENSITRON SEMICONDUCTOR

OPERATING AND STORAGE TEMPERATURE -65°C TO +175°C

TYPE	Maximum Peak Reverse Voltage	Maximum Average Rectified Current @Half-Wave Resistive Load 60Hz		Maximum Forward Peak Surge Current @8.3ms Superimposed	Maximum Reverse Current @PRV @25°C T _A	Maximum Forward Voltage @25°C T _A		Maximum Reverse Recovery Time
	PRV	I _o @ T _A		I _{FM} (Surge)	I _R	I _{FM}	V _{FM}	T _{rr}
	V _{PK}	A _{AV}	°C	A _{PK}	μA _{dc}	V _{PK}	V _{PK}	Ns

30.0 AMPERE / 9.5MM DISH



DD300	50	30.0	150	500	100	30	1.1	--
DD301	100	30.0	150	500	100	30	1.1	--
DD302	200	30.0	150	500	100	30	1.1	--
DD303	300	30.0	150	500	100	30	1.1	--
DD304	400	30.0	150	500	100	30	1.1	--
DD305	500	30.0	150	500	100	30	1.1	--
DD306	600	30.0	150	500	100	30	1.1	--

30.0 AMPERE / 8.4MM DISH



DD300S	50	30.0	150	500	100	30	1.1	--
DD301S	100	30.0	150	500	100	30	1.1	--
DD302S	200	30.0	150	500	100	30	1.1	--
DD303S	300	30.0	150	500	100	30	1.1	--
DD304S	400	30.0	150	500	100	30	1.1	--
DD305S	500	30.0	150	500	100	30	1.1	--
DD306S	600	30.0	150	500	100	30	1.1	--

35.0 AMPERE / AR



AR35A	50	35.0	150	500	5.0	35	1.0	3.0
AR35B	100	35.0	150	500	5.0	35	1.0	3.0
AR35D	200	35.0	150	500	5.0	35	1.0	3.0
AR35G	400	35.0	150	500	5.0	35	1.0	3.0
AR35J	600	35.0	150	500	5.0	35	1.0	3.0
AR35K	800	35.0	150	500	5.0	35	1.0	3.0
AR35M	1000	35.0	150	500	5.0	35	1.0	3.0

NOTE: Glass passivated forms are available upon request

35.0 AMPERE / ARS



ARS35A	50	35.0	150	500	5.0	35	1.0	3.0
ARS35B	100	35.0	150	500	5.0	35	1.0	3.0
ARS35D	200	35.0	150	500	5.0	35	1.0	3.0
ARS35G	400	35.0	150	500	5.0	35	1.0	3.0
ARS35J	600	35.0	150	500	5.0	35	1.0	3.0
ARS35K	800	35.0	150	500	5.0	35	1.0	3.0
ARS35M	1000	35.0	150	500	5.0	35	1.0	3.0

NOTE: Glass passivated forms are available upon request

35.0 AMPERE / 13MM BOSCH



BD3500	50	35.0	150	400	10	80	1.18	--
BD3501	100	35.0	150	400	10	80	1.18	--
BD3502	200	35.0	150	400	10	80	1.18	--
BD3503	300	35.0	150	400	10	80	1.18	--
BD3504	400	35.0	150	400	10	80	1.18	--
BD3505	500	35.0	150	400	10	80	1.18	--
BD3506	600	35.0	150	400	10	80	1.18	--

NOTE: Glass passivated forms are available upon request



OPERATING AND STORAGE TEMPERATURE -65°C TO +175°C

TYPE	Maximum Peak Reverse Voltage	Maximum Average Rectified Current @Half-Wave Resistive Load 60Hz		Maximum Forward Peak Surge Current @8.3ms Superimposed	Maximum Reverse Current @PRV @25°C T _A	Maximum Forward Voltage @25°C T _A		Maximum Reverse Recovery Time
	PRV	I _O @ T _A		I _{FM} (Surge)	I _R	I _{FM}	V _{FM}	T _{rr}
	V _{PK}	A _{AV}	°C	A _{PK}	μA _{dc}	V _{PK}	V _{PK}	Ns

35.0 AMPERE / C35

C35A	50	35.0	150	400	3.0	80	1.08	--
C35B	100	35.0	150	400	3.0	80	1.08	--
C35D	200	35.0	150	400	3.0	80	1.08	--
C35G	400	35.0	150	400	3.0	80	1.08	--
C35J	600	35.0	150	400	3.0	80	1.08	--
C35K	800	35.0	150	400	3.0	80	1.08	--
C35M	1000	35.0	150	400	3.0	80	1.08	--

NOTE: Glass passivated forms are available upon request

35.0 AMPERE / 10MM LUCAS

LD3500	50	35.0	150	400	20	80	1.05	--
LD3501	100	35.0	150	400	20	80	1.05	--
LD3502	200	35.0	150	400	20	80	1.05	--
LD3503	300	35.0	150	400	20	80	1.05	--
LD3504	400	35.0	150	400	20	80	1.05	--
LD3505	500	35.0	150	400	20	80	1.05	--
LD3506	600	35.0	150	400	20	80	1.05	--

NOTE: Glass passivated forms are available upon request

35.0 AMPERE / DO-21


PF3500	50	35.0	150	400	10	80	1.08	--
PF3501	100	35.0	150	400	10	80	1.08	--
PF3502	200	35.0	150	400	10	80	1.08	--
PF3504	400	35.0	150	400	10	80	1.08	--
PF3506	600	35.0	150	400	10	80	1.08	--
PF3508	800	35.0	150	400	10	80	1.08	--
PF3510	1000	35.0	150	400	10	80	1.08	--

NOTE: Glass passivated forms are available upon request

35.0 AMPERE-DO / 21 FLAG LEAD

PFW3500	50	35.0	150	400	10	80	1.08	--
PFW3501	100	35.0	150	400	10	80	1.08	--
PFW3502	200	35.0	150	400	10	80	1.08	--
PFW3504	400	35.0	150	400	10	80	1.08	--
PFW3506	600	35.0	150	400	10	80	1.08	--
PFW3508	800	35.0	150	400	10	80	1.08	--
PFW3510	1000	35.0	150	400	10	80	1.08	--

NOTE: Glass passivated forms are available upon request

35.0 AMPERE / TIN CAN

TC3500	50	35.0	150	400	10	80	1.0	--
TC3501	100	35.0	150	400	10	80	1.0	--
TC3502	200	35.0	150	400	10	80	1.0	--
TC3503	300	35.0	150	400	10	80	1.0	--
TC3504	400	35.0	150	400	10	80	1.0	--



SENSITRON SEMICONDUCTOR

AUTOMOTIVE RECTIFIERS

OPERATING AND STORAGE TEMPERATURE -65°C TO +175°C

TYPE	Maximum Peak Reverse Voltage	Maximum Average Rectified Current @Half-Wave Resistive Load 60Hz		Maximum Forward Peak Surge Current @8.3ms Superimposed	Maximum Reverse Current @PRV @25°C T _A	Maximum Forward Voltage @25°C T _A		Maximum Reverse Recovery Time
	PRV	I _o @ T _A		I _{FM} (Surge)	I _R	I _{FM}	V _{FM}	T _{rr}
	V _{PK}	A _{AV}	°C	A _{PK}	μA _{dc}	V _{PK}	V _{PK}	ns

40.0 AMPERE / AR/S

AR2540	20	40.0	150	600	200	100	1.05	--
ARS2540	20	40.0	150	600	200	100	1.05	--

40.0 AMPERE / C2540

C2540	20	40.0	150	600	200	100	1.05	--
-------	----	------	-----	-----	-----	-----	------	----

50.0 AMPERE / AR

AR50A	50	50.0	150	500	5.0	50	1.2	3.0
AR50B	100	50.0	150	500	5.0	50	1.2	3.0
AR50D	200	50.0	150	500	5.0	50	1.2	3.0
AR50G	400	50.0	150	500	5.0	50	1.2	3.0
AR50J	600	50.0	150	500	5.0	50	1.2	3.0
AR50K	800	50.0	150	500	5.0	50	1.2	3.0
AR50M	1000	50.0	150	500	5.0	50	1.2	3.0

NOTE: Glass passivated forms are available upon request

50.0 AMPERE / ARS

ARS50A	50	50.0	150	500	5.0	50	1.2	3.0
ARS50B	100	50.0	150	500	5.0	50	1.2	3.0
ARS50D	200	50.0	150	500	5.0	50	1.2	3.0
ARS50G	400	50.0	150	500	5.0	50	1.2	3.0
ARS50J	600	50.0	150	500	5.0	50	1.2	3.0
ARS50K	800	50.0	150	500	5.0	50	1.2	3.0
ARS50M	1000	50.0	150	500	5.0	50	1.2	3.0

NOTE: Glass passivated forms are available upon request

50.0 AMPERE / 13MM BOSCH

BD5000	50	50.0	150	500	10	100	1.18	--
BD5001	100	50.0	150	500	10	100	1.18	--
BD5002	200	50.0	150	500	10	100	1.18	--
BD5003	300	50.0	150	500	10	100	1.18	--
BD5004	400	50.0	150	500	10	100	1.18	--
BD5005	500	50.0	150	500	10	100	1.18	--
BD5006	600	50.0	150	500	10	100	1.18	--

NOTE: Glass passivated forms are available upon request

50.0 AMPERE / C50

C50A	50	50.0	150	500	3.0	100	1.08	--
C50B	100	50.0	150	500	3.0	100	1.08	--
C50D	200	50.0	150	500	3.0	100	1.08	--
C50G	400	50.0	150	500	3.0	100	1.08	--
C50J	600	50.0	150	500	3.0	100	1.08	--
C50K	800	50.0	150	500	3.0	100	1.08	--
C50M	1000	50.0	150	500	3.0	100	1.08	--

NOTE: Glass passivated forms are available upon request



OPERATING AND STORAGE TEMPERATURE -65°C TO +175°C

TYPE	Maximum Peak Reverse Voltage	Maximum Average Rectified Current @Half-Wave Resistive Load 60Hz		Maximum Forward Peak Surge Current @8.3ms Superimposed	Maximum Reverse Current @PRV @25°C T _A	Maximum Forward Voltage @25°C T _A		Maximum Reverse Recovery Time
	PRV	I _o @ T _A		I _{FM} (Surge)	I _R	I _{FM}	V _{FM}	T _{rr}
	V _{PK}	A _{AV}	°C	A _{PK}	μAdc	V _{PK}	V _{PK}	Ns

50.0 AMPERE / 9.5MM DISH

DD500	50	50.0	150	500	100	50	1.1	--
DD501	100	50.0	150	500	100	50	1.1	--
DD502	200	50.0	150	500	100	50	1.1	--
DD503	300	50.0	150	500	100	50	1.1	--
DD504	400	50.0	150	500	100	50	1.1	--
DD505	500	50.0	150	500	100	50	1.1	--
DD506	600	50.0	150	500	100	50	1.1	--

50.0 AMPERE / 8.4MM DISH

DD500S	50	50.0	150	500	100	50	1.1	--
DD501S	100	50.0	150	500	100	50	1.1	--
DD502S	200	50.0	150	500	100	50	1.1	--
DD503S	300	50.0	150	500	100	50	1.1	--
DD504S	400	50.0	150	500	100	50	1.1	--
DD505S	500	50.0	150	500	100	50	1.1	--
DD506S	600	50.0	150	500	100	50	1.1	--

50.0 AMPERE / 10MM LUCAS

LD5000	50	50.0	150	500	20	100	1.1	--
LD5001	100	50.0	150	500	20	100	1.1	--
LD5002	200	50.0	150	500	20	100	1.1	--
LD5003	300	50.0	150	500	20	100	1.1	--
LD5004	400	50.0	150	500	20	100	1.1	--
LD5005	500	50.0	150	500	20	100	1.1	--
LD5006	600	50.0	150	500	20	100	1.1	--

NOTE: Glass passivated forms are available upon request

50.0 AMPERE / DO-21

PF5000	50	50.0	150	500	10	100	1.08	--
PF5001	100	50.0	150	500	10	100	1.08	--
PF5002	200	50.0	150	500	10	100	1.08	--
PF5004	400	50.0	150	500	10	100	1.08	--
PF5006	600	50.0	150	500	10	100	1.08	--
PF5008	800	50.0	150	500	10	100	1.08	--
PF5010	1000	50.0	150	500	10	100	1.08	--

NOTE: Glass passivated forms are available upon request

50.0 AMPERE / DO-21

PFW5000	50	50.0	150	500	10	100	1.08	--
PFW5001	100	50.0	150	500	10	100	1.08	--
PFW5002	200	50.0	150	500	10	100	1.08	--
PFW5004	400	50.0	150	500	10	100	1.08	--
PFW5006	600	50.0	150	500	10	100	1.08	--
PFW5008	800	50.0	150	500	10	100	1.08	--
PFW5010	1000	50.0	150	500	10	100	1.08	--

NOTE: Glass passivated forms are available upon request