

Specification Status: Released

Maximum Electrical Rating



Voltage: 6V_{DC}

Short Circuit Current: 100A

Notes:

1. All terminations are tin plated.
2. Drawing not to scale

Marking:


 Manufacturer's Mark

 Part Identification

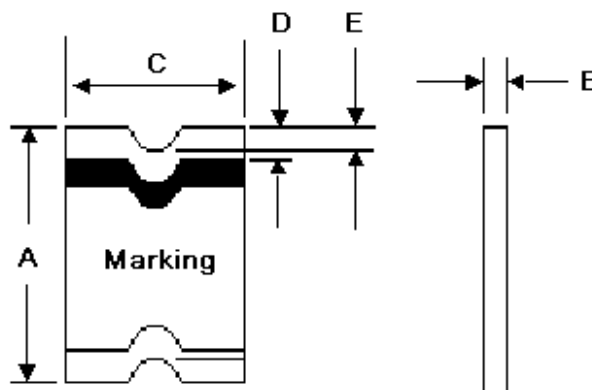


TABLE I. DIMENSIONS:

	A		B		C		D		E
	MIN	MAX	MIN	MAX	MIN	MAX	MIN	MAX	MIN
mm:	4.37	4.73	0.28	0.48	3.07	3.41	0.25	0.95	0.20
in:	(0.172)	(0.186)	(0.011)	(0.019)	(0.121)	(0.134)	(0.010)	(0.040)	(0.008)

TABLE II. PERFORMANCE RATINGS:

CURRENT RATINGS **						TIME TO TRIP **	RESISTANCE VALUES		TRIPPED-STATE POWER DISSIPATION**
AMPERES AT 0°C		AMPERES AT 20°C		AMPERES AT 60°C		SECONDS AT 20°C, 8A MAX	OHMS AT 20°C		WATTS AT 20°C, 6V MAX
HOLD	TRIP	HOLD	TRIP	HOLD	TRIP		MIN	MAX*	
1.77	3.54	1.50	3.00	0.95	1.90	0.5	0.040	0.110	0.8

* Maximum resistance is measured 1 hour after reflow.

** Values Specified were determined using PCB's with 0.030"X1.5 ounce copper traces.

Agency Recognition:
Reference Documents:
Precedence:
Effectivity:
CAUTION:

UL, CSA, TÜV
PS300
This specification takes precedence over documents referenced herein.
Reference documents shall be the issue in effect on the date of invitation for bid.
Operation beyond the rated voltage or current may result in rupture, electrical arcing or flame.

Materials Information

ROHS Compliant

Directive 2002/95/EC
Compliant

ELV Compliant

Directive 2000/53/EC
Compliant

Pb-Free



Halogen Free*



* Halogen Free refers to: Br≤900ppm, Cl≤900ppm, Br+Cl≤1500ppm