samtec



(2.00 mm) .0787"

EHT, EC2 SERIES

SHROUDED IDC EJECTOR HEADER

SPECIFICATIONS

For complete specifications and recommended PCB layouts see www.samtec.com?EHT

Insulator Material:
Black Liquid Crystal Polymer
Terminal Material:
Phosphor Bronze
Plating:
Sn or Au over
50 µ" (1.27 µm) Ni
Operating Temp Range:
-55 °C to +125 °C
RoHS Compliant:
Yes

PROCESSING

Lead–Free Solderable:
Yes
SMT Lead Coplanarity:
(0.10 mm) .004" max

RECOGNITIONS

For complete scope of recognitions see www.samtec.com/quality

FILE NO. E111594

ALSO AVAILABLE
(MOQ Required)

- Other platings

Mates with:
TCSD

EJECTOR HEADER CAP
(Locks TCSD cable to EHT header)

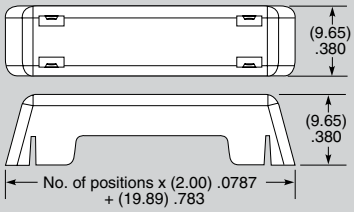

EC2	NO. PINS PER ROW
	05, 08, 10, 12, 13, 15, 17, 20, 22, 25

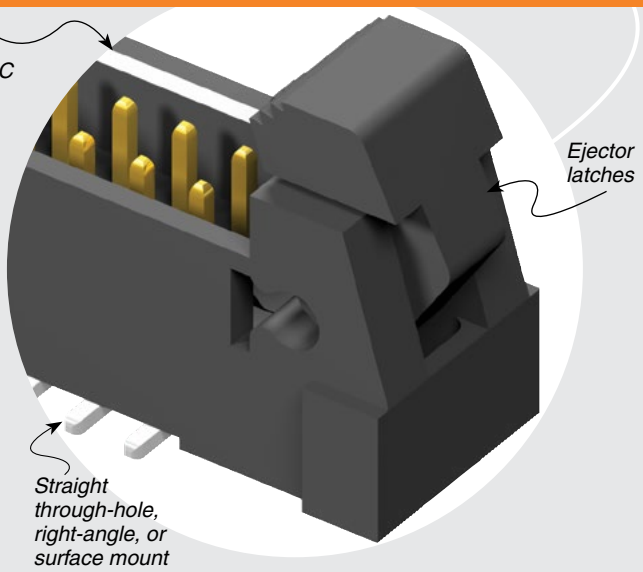

EHT	1	NO. PINS PER ROW	01	PLATING OPTION	D	TAIL OPTION	OTHER OPTION
		05, 08, 10, 12, 13, 15, 17, 20, 22, 25		–F = Gold flash on post, Matte Tin on tail –L = 10 µ" (0.25 µm) Gold on post, Matte Tin on tail		Leave blank for Through-hole –RA = Right-angle –SM = Surface Mount	–"XX" = Polarized Position –SR = Strain Relief (Leave Blank for no strain relief) –LC = Locking Clip (–SM only) (Manual placement required) –K = (7.50 mm) .295" DIA Polyimide Film Pick & Place Pad (–SM only) –P = Pick & Place Pad (–SM only) –TR = Tape & Reel (–SM only)

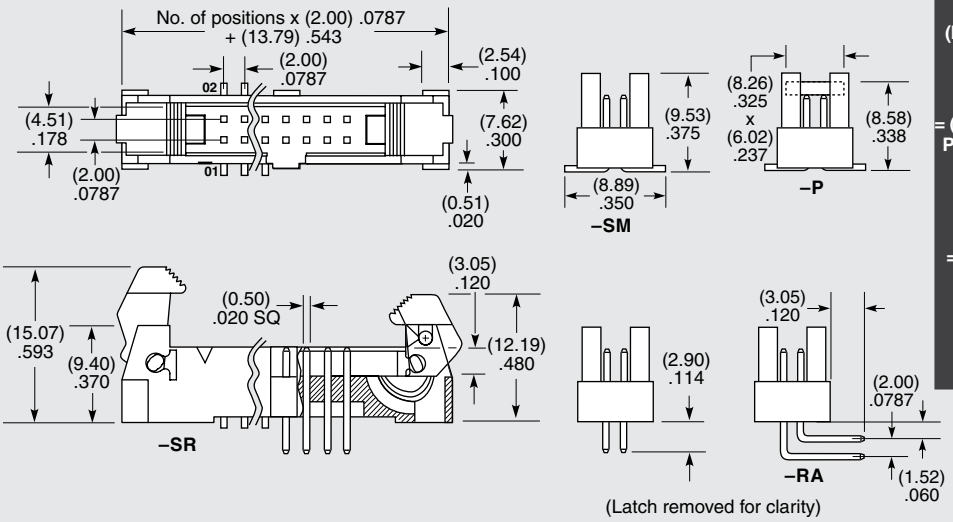

Note:
Some lengths, styles and options are non-standard, non-returnable.

Due to technical progress, all designs, specifications and components are subject to change without notice.

WWW.SAMTEC.COM

All parts within this catalog are built to Samtec's specifications.
Customer specific requirements must be approved by Samtec and identified in a Samtec customer-specific drawing to apply.