■ Examples Type 10E□□□L

[Dimensions in mm]
(not to scale)

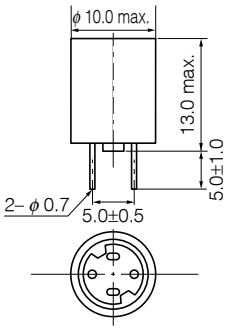


Recommended PWB
piercing plan

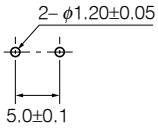


Connection Schematic

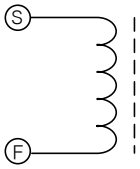


| Part No. | Inductance (μH) | Tolerance (%) | Test Freq. (kHz) | RDC.(Ω) [at 20˚C] (Tol.±20 %) | *IDC. [at 20˚C] (A)max. |
|---|---|---|---|---|---|
| ELC10E3R9L | 3.9 | ±20 | 10 | 0.024 | 2.90 |
| ELC10E4R7L | 4.7 | | | 0.027 | 2.80 |
| ELC10E5R6L | 5.6 | | | 0.030 | 2.70 |
| ELC10E6R8L | 6.8 | | | 0.032 | 2.60 |
| ELC10E8R2L | 8.2 | | | 0.035 | 2.50 |
| ELC10E100L | 10.0 | | | 0.038 | 2.40 |
| ELC10E120L | 12.0 | | | 0.040 | 2.30 |
| ELC10E150L | 15.0 | | | 0.046 | 2.20 |
| ELC10E180L | 18.0 | | | 0.049 | 2.10 |
| ELC10E220L | 22.0 | ±15 | | 0.056 | 2.00 |
| ELC10E270L | 27.0 | | | 0.062 | 1.90 |
| ELC10E330L | 33.0 | | | 0.068 | 1.80 |
| ELC10E390L | 39.0 | | | 0.074 | 1.70 |
| ELC10E470L | 47.0 | | | 0.098 | 1.50 |
| ELC10E560L | 56.0 | | | 0.120 | 1.30 |
| ELC10E680L | 68.0 | ±10 | | 0.150 | 1.20 |
| ELC10E820L | 82.0 | | | 0.190 | 1.00 |
| ELC10E101L | 100.0 | | | 0.210 | 0.96 |
| ELC10E121L | 120.0 | | | 0.240 | 0.92 |
| ELC10E151L | 150.0 | | | 0.260 | 0.83 |
| ELC10E181L | 180.0 | | | 0.290 | 0.74 |
| ELC10E221L | 220.0 | | | 0.410 | 0.64 |
| ELC10E271L | 270.0 | | | 0.590 | 0.54 |
| ELC10E331L | 330.0 | | | 0.660 | 0.52 |
| ELC10E391L | 390.0 | | | 0.720 | 0.50 |
| ELC10E471L | 470.0 | | | 0.800 | 0.45 |
| ELC10E561L | 560.0 | | | 1.100 | 0.41 |
| ELC10E681L | 680.0 | | | 1.200 | 0.37 |
| ELC10E821L | 820.0 | | | 1.600 | 0.33 |
| ELC10E102L | 1000.0 | | | 1.800 | 0.31 |
| ELC10E122L | 1200.0 | | | 2.000 | 0.29 |
| ELC10E152L | 1500.0 | | | 2.800 | 0.26 |
| ELC10E182L | 1800.0 | | | 3.200 | 0.23 |
| ELC10E222L | 2200.0 | | | 3.600 | 0.20 |
| ELC10E272L | 2700.0 | | | 5.200 | 0.18 |
| ELC10E332L | 3300.0 | | | 5.900 | 0.17 |
| ELC10E392L | 3900.0 | | | 6.500 | 0.16 |
| ELC10E472L | 4700.0 | | | 9.600 | 0.14 |
| ELC10E562L | 5600.0 | | | 10.800 | 0.12 |
| ELC10E682L | 6800.0 | | | 11.900 | 0.11 |
| ELC10E822L | 8200.0 | | | 13.200 | 0.10 |

*Allowable DC Current:Smaller current value either when the inductance is -10 % or when the temperature has risen 45 degrees Celsius

Design, Specifications are subject to change without notice. Ask factory for technical specifications before purchase and/or use.
Whenever a doubt about safety arises from this product, please inform us immediately for technical consultation without fail.

■ Examples Type 12E□□□L

[Dimensions in mm]
(not to scale)

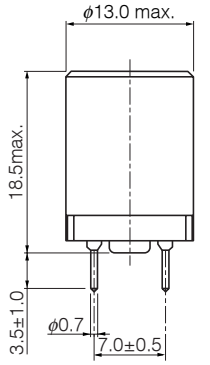


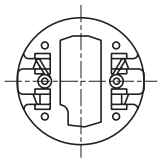

Recommended PWB
piercing plan

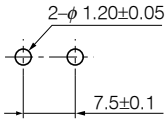


Connection Schematic

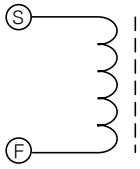


| Part No. | Inductance (μH) | Tolerance (%) | Test Freq. (kHz) | RDC.(Ω) [at 20˚C] (Tol.±20 %) | *IDC. [at 20˚C] (A)max. |
|---|---|---|---|---|---|
| ELC12E4R7L | 4.7 | ±25 | 10 | 0.014 | 4.40 |
| ELC12E5R6L | 5.6 | | | 0.016 | 4.10 |
| ELC12E6R8L | 6.8 | | | 0.018 | 3.90 |
| ELC12E8R2L | 8.2 | | | 0.020 | 3.70 |
| ELC12E100L | 10.0 | ±20 | | 0.023 | 3.50 |
| ELC12E120L | 12.0 | | | 0.024 | 3.30 |
| ELC12E150L | 15.0 | | | 0.028 | 3.20 |
| ELC12E180L | 18.0 | | | 0.030 | 3.10 |
| ELC12E220L | 22.0 | ±10 | | 0.033 | 2.80 |
| ELC12E270L | 27.0 | | | 0.037 | 2.50 |
| ELC12E330L | 33.0 | | | 0.041 | 2.40 |
| ELC12E390L | 39.0 | | | 0.044 | 2.20 |
| ELC12E470L | 47.0 | | | 0.048 | 2.00 |
| ELC12E560L | 56.0 | | | 0.053 | 1.80 |
| ELC12E680L | 68.0 | | | 0.073 | 1.70 |
| ELC12E820L | 82.0 | | | 0.098 | 1.40 |
| ELC12E101L | 100.0 | | | 0.140 | 1.30 |
| ELC12E121L | 120.0 | | | 0.160 | 1.20 |
| ELC12E151L | 150.0 | | | 0.180 | 1.10 |
| ELC12E181L | 180.0 | | | 0.200 | 1.00 |
| ELC12E221L | 220.0 | | | 0.220 | 0.91 |
| ELC12E271L | 270.0 | | | 0.320 | 0.83 |
| ELC12E331L | 330.0 | | | 0.360 | 0.79 |
| ELC12E391L | 390.0 | | | 0.400 | 0.70 |
| ELC12E471L | 470.0 | | | 0.440 | 0.64 |
| ELC12E561L | 560.0 | | | 0.490 | 0.57 |
| ELC12E681L | 680.0 | | | 0.610 | 0.52 |
| ELC12E821L | 820.0 | | | 0.760 | 0.47 |
| ELC12E102L | 1000.0 | | | 1.100 | 0.43 |
| ELC12E122L | 1200.0 | | | 1.200 | 0.40 |
| ELC12E152L | 1500.0 | | | 1.400 | 0.36 |
| ELC12E182L | 1800.0 | | | 1.900 | 0.32 |
| ELC12E222L | 2200.0 | | | 2.500 | 0.30 |
| ELC12E272L | 2700.0 | | | 3.500 | 0.26 |
| ELC12E332L | 3300.0 | | | 3.900 | 0.24 |
| ELC12E392L | 3900.0 | | | 4.300 | 0.22 |
| ELC12E472L | 4700.0 | | | 6.000 | 0.20 |
| ELC12E562L | 5600.0 | | | 6.600 | 0.17 |
| ELC12E682L | 6800.0 | | | 9.900 | 0.15 |
| ELC12E822L | 8200.0 | | | 10.900 | 0.14 |
| ELC12E103L | 10000.0 | | | 12.200 | 0.13 |

*Allowable DC Current:Smaller current value either when the inductance is -10 % or when the temperature has risen 45 degrees Celsius



Design, Specifications are subject to change without notice. Ask factory for technical specifications before purchase and/or use.
Whenever a doubt about safety arises from this product, please inform us immediately for technical consultation without fail.

## ■ Examples Type 15E□□□

[Dimensions in mm]
(not to scale)

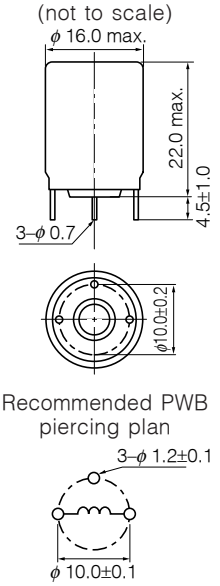


| Part No. | Inductance (μH) | Tolerance (%) | Test Freq. (kHz) | RDC.(Ω) [at 20˚C] (Tol.±20 %) | *IDC. [at 20˚C] (A)max. |
|---|---|---|---|---|---|
| ELC15E100 | 10 | ±20 | 10 | 0.018 | 5.40 |
| ELC15E180 | 18 | | | 0.024 | 4.50 |
| ELC15E330 | 33 | ±10 | | 0.032 | 4.00 |
| ELC15E560 | 56 | | | 0.039 | 3.60 |
| ELC15E101 | 100 | | | 0.053 | 3.00 |
| ELC15E181 | 180 | | | 0.100 | 2.30 |
| ELC15E331 | 330 | | | 0.170 | 1.60 |
| ELC15E561 | 560 | | | 0.280 | 1.20 |
| ELC15E102 | 1000 | | | 0.490 | 0.95 |
| ELC15E182 | 1800 | | | 0.870 | 0.75 |
| ELC15E332 | 3300 | | | 1.600 | 0.53 |
| ELC15E562 | 5600 | | | 2.600 | 0.39 |
| ELC15E103 | 10000 | | | 4.600 | 0.30 |

*Allowable DC Current:Smaller current value either when the inductance is -10 % or when the temperature has risen 45 degrees Celsius

## ■ Examples Type 18E□□□

[Dimensions in mm]
(not to scale)

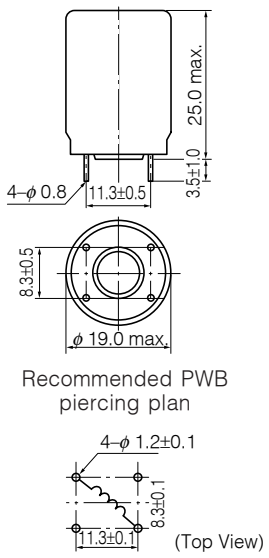


| Part No. | Inductance (μH) | Tolerance (%) | Test Freq. (kHz) | RDC.(Ω) [at 20˚C] (Tol.±20 %) | *IDC. [at 20˚C] (A)max. |
|---|---|---|---|---|---|
| ELC18E100 | 10 | ±20 | 10 | 0.014 | 5.90 |
| ELC18E180 | 18 | | | 0.019 | 5.20 |
| ELC18E330 | 33 | ±10 | | 0.026 | 4.60 |
| ELC18E560 | 56 | | | 0.031 | 3.80 |
| ELC18E101 | 100 | | | 0.044 | 3.00 |
| ELC18E181 | 180 | | | 0.067 | 2.50 |
| ELC18E331 | 330 | | | 0.110 | 1.90 |
| ELC18E561 | 560 | | | 0.170 | 1.40 |
| ELC18E102 | 1000 | | | 0.280 | 1.00 |
| ELC18E182 | 1800 | | | 0.570 | 0.80 |
| ELC18E332 | 3300 | | | 1.000 | 0.60 |
| ELC18E562 | 5600 | | | 1.600 | 0.46 |
| ELC18E103 | 10000 | | | 2.700 | 0.33 |

*Allowable DC Current:Smaller current value either when the inductance is -10 % or when the temperature has risen 45 degrees Celsius

Design, Specifications are subject to change without notice. Ask factory for technical specifications before purchase and/or use.
Whenever a doubt about safety arises from this product, please inform us immediately for technical consultation without fail.