

Device connector, front mounting - CA-1RS1N8A6Y00 - 1624017

Please be informed that the data shown in this PDF Document is generated from our Online Catalog. Please find the complete data in the user's documentation. Our General Terms of Use for Downloads are valid (<http://phoenixcontact.com/download>)




Device connector for front wall, straight, shielded: Yes, SPEEDCON locking, M23, No. of pos.: 16+2+PE, type of contact: Socket, Crimp connection, Axial seal, Central fastening Pg13,5

Why buy this product

- ✓ Safe use in the field, thanks to high degree of protection
- ✓ Connector for flexible on-site assembly
- ✓ Consistent EMC protection for reliable transmission of signals
- ✓ Crimping connection: vibration- and temperature-resistant assembly
- ✓ Application-specific wall mounting optionally with thread or anti-rotation protection and lock nut

RoHS

Key Commercial Data

Packing unit	1 STK
GTIN	 4 055626 228310
GTIN	4055626228310

Technical data

Data of the insulating body

Note	Order information: Order crimp contacts 16 x Ø 1 mm, 3 x Ø 1.5 mm separately
Coding	N
Insulator material	PA 66
Contact connection method	Crimp connection
Type of contacts	Socket
Application	Signal
Number of positions	19
Contact diameter of power contacts	1.5 mm
Nominal current per power contact at 25°C	10 A
Nominal voltage, power contact	150 V
Rated surge voltage	1.5 kV

Device connector, front mounting - CA-1RS1N8A6Y00 - 1624017

Technical data

Data of the insulating body

Contact diameter of signal contacts	1 mm
Nominal current per signal contact at 25°C	8 A
Nominal voltage, signal contact	150 V
Overvoltage category	II
Degree of pollution	3

Housing data

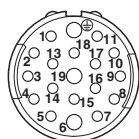
Housing material	CuZn
Type of locking	SPEEDCON locking
Degree of protection (when plugged in)	IP67
Thread type	M23

Environmental Product Compliance

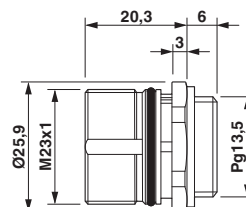
China RoHS	Environmentally Friendly Use Period = 50
	For details about hazardous substances go to tab "Downloads", Category "Manufacturer's declaration"

Drawings

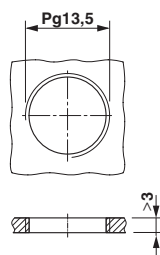
Schematic diagram



Dimensional drawing



Dimensional drawing



Installation dimensions

Phoenix Contact 2018 © - all rights reserved
<http://www.phoenixcontact.com>

PHOENIX CONTACT GmbH & Co. KG
Flachsmarktstr. 8
32825 Blomberg
Germany
Tel. +49 5235 300
Fax +49 5235 3 41200
<http://www.phoenixcontact.com>