THIS DRAWING IS UNPUBLISHED. RELEASED FOR PUBLICATION -,- .
© COPYRIGHT - BY TYCO ELECTRONICS CORPORATION. ALL RIGHTS RESERVED.

PART NUMBER	REV	FIRST USED
687996-1	L	854400-1
687996-2	L	565435-5
687996-3	L	354500-1
7-687996-7	K	-

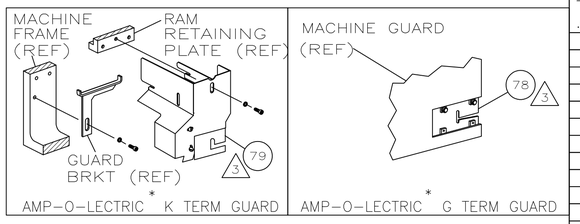

TERMINAL NAME: .062 PIN AND RECEPTACLE	PIN	RECEPT
	350629	350628

TERM APPL SPEC 114-1013

CRIMPING DATA			
PAD LTR	CRIMP HEIGHT	WIRE SIZE	
A	.047 ±.002	18	
B	.040 ±.002	20	
C	.036 ±.002	22	
D	.033 ±.002	24	
CRIMP	SIZE	TYPE	RANGE
WIRE	.055	F	24-18
INSUL	.110	F	6 .050-.110
FEED .380	APPL INST 408-8040	SET UP GAGE 458637-1	LAYOUT 641 HD
WIRE STRIP LENGTH .120			

LOC	DIST
A	66

REVISIONS

P	LTR	DESCRIPTION	DATE	DWN	APVD
	L	ECR-07-029268	12-2007	MY	GB

-1	LEADMAKER	MECH POST FEED	-77	SPARE TOOLING KIT	
-2	BENCH MODEL K	MECH PRE FEED			
-3	BENCH MODEL G	MECH PRE FEED			

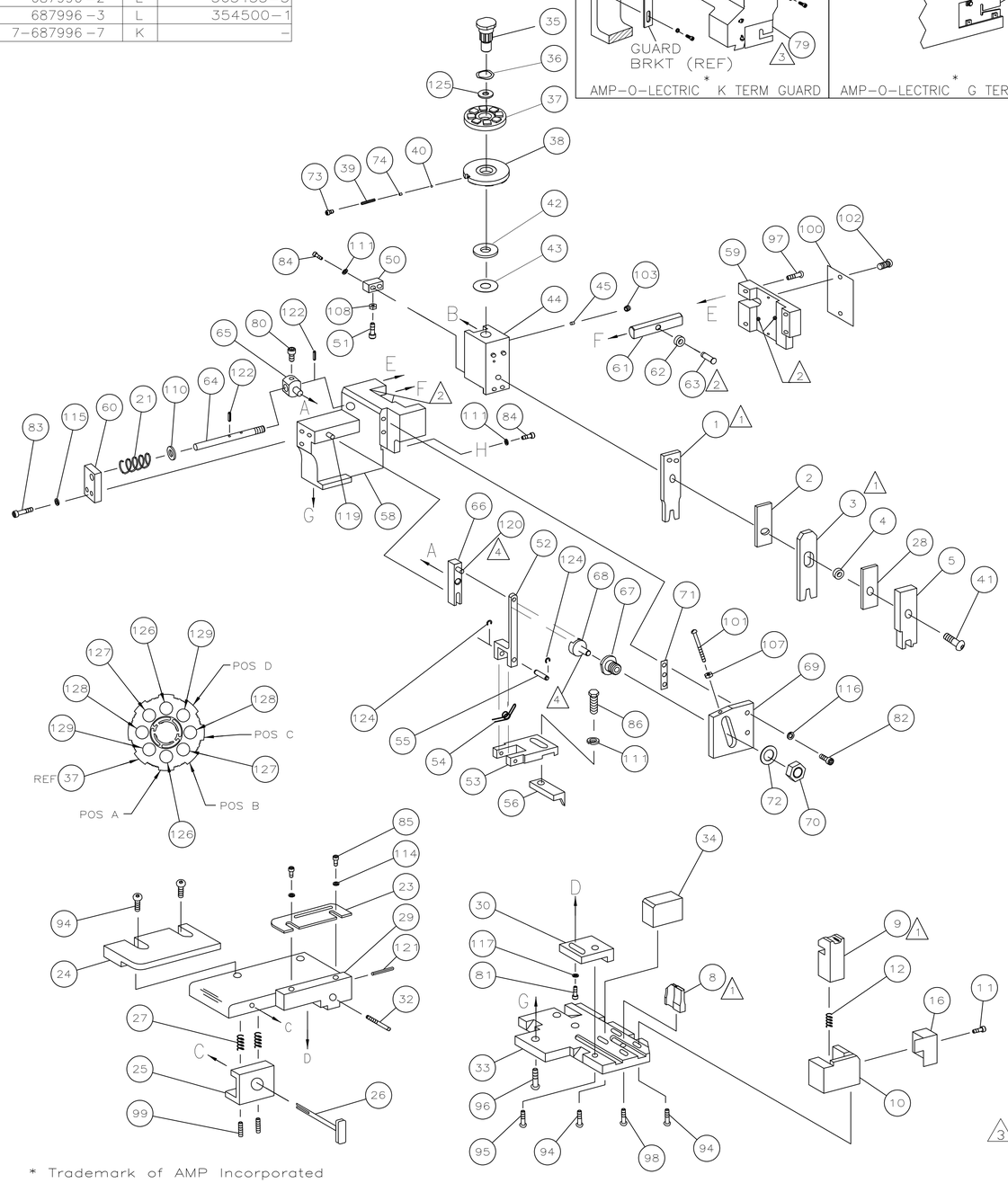

-77	-3	-2	-1	U/M	PART NO	DESCRIPTION	ITEM NO
-	2	2	2	-	5-354779-6	PIN, WIRE DISC (.3270)D	129
-	2	2	2	-	5-354779-0	PIN, WIRE DISC (.3240)C	128
-	2	2	2	-	4-354779-2	PIN, WIRE DISC (.3200)B	127
-	2	2	2	-	2-354779-8	PIN, WIRE DISC (.3130)A	126
-	1	1	1	-	986950-1	WASHER, FLAT PRECISION	125
-	REF	REF	REF	-	21045-3	RING,RET "C"(Ø.187)FD FING PIN	124
							123
-	REF	REF	REF	-	5-21028-1	PIN,SLT SPR(Ø.125x.50)ADJ ROD	122
-	1	1	1	-	4-21028-0	PIN,SLT SPR(Ø.093x.75)ST GDE PL	121
-	REF	REF	REF	-	1-21030-1	PIN,DOWEL(Ø.187x.50)LEVER	120
-	REF	REF	REF	-	1-21030-6	PIN,DOWEL(Ø.187x1.25)HOUSING	119
							118
-	1	1	1	-	21024-5	WASHER, LOCK(#10)ADJ BLOCK	117
-	REF	REF	REF	-	21024-5	WASHER,LOCK(#10)ADJ PLATE	116
-	REF	REF	REF	-	21024-5	WASHER,LOCK(#10)FEED GDE ROD	115
-	2	2	2	-	21024-2	WASHER,LOCK(#4)FRONT STP GUIDE	114
							113
							112
-	4	4	4	-	21024-4	WASHER,LOCK(#8)STRIPPER	111
-	REF	REF	REF	-	21899-4	WASHER,FLAT(Ø5/16)SCREW ADJ	110
							109
-	1	1	1	-	21018-5	NUT,HEX(NO.6)HOLDDOWN	108
-	REF	REF	REF	-	21018-5	NUT,HEX(6-32)FEED ADJ	107
							106
							105
							104
-	1	1	1	-	21009-2	SCR,SKT SET(1/4-20x.25 LW)RAM	103
-	2	2	2	-	21017-2	SCR,DRIVE(#2x.19)ID PLATE	102
-	REF	REF	REF	-	6-23715-5	SCR,PAN HD(6-32x1.50)FEED ADJ	101
-	1	1	1	-	461264-1	PLATE, IDENTIFICATION	100
-	2	2	2	-	5-21006-6	SCR,SET(10-32x.75)DRAG	99
-	1	1	1	-	22733-8	SCR,BHC(8-32x.38 LW)ANVIL	98
-	REF	REF	REF	-	2-21002-9	SCR,BHC(10-32x.75)CAP	97
-	REF	REF	REF	-	2-22733-8	SCR,BHC(1/4-20x.62)HOUSING	96
-	REF	REF	REF	-	2-21002-7	SCR,BHC(10-32x.50)SG ADJ BLOCK	95
-	6	6	6	-	2-21002-2	SCR,BHC(8-32x.50)SHEAR	94
							93
							92
-	1	1	1	-	1-21002-7	SCR,BHC(6-32x.38)CAM	91
							90
							89
							88
							87
-	1	1	1	-	2-22603-0	SCR,HEX HD(8-32x.31)FEED FINGER	86
-	2	2	2	-	1-21000-3	SCR,SHC(4-40x.25)F ST GUIDE	85
-	3	3	3	-	2-21000-7	SCR,SHC(8-32x.50)STRIPPER	84
-	REF	REF	REF	-	3-21000-7	SCR,SHC(10-32x.75)FEED ROD GD	83
-	REF	REF	REF	-	3-21000-6	SCR,SHC(10-32x.62)FD ADJ BLK	82
-	1	1	1	-	3-21000-4	SCR,SHC(10-32x.38)SG ADJ BL	81
-	REF	REF	REF	-	3-21000-4	SCR,SHC(10-32x.38)PIVOT BLK	80
3 -	-	REF	-	-	455749-1	GUARD, WINDOW	79
-	REF	-	-	-	679532-1	INSERT, GUARD	78
							77
							76
							75
-	1	1	1	-	690603-1	SPRING, ASSIST	74
-	1	1	1	-	23030-1	SCR,SHC(6-32x.25 SL)INS DISC	73
-	REF	REF	REF	-	458109-1	WASHER, SPECIAL	72
-	REF	REF	REF	-	690517-1	SPACER	71

QTY REQD PER ASSY — PARTS LIST

-77	-3	-2	-1	U/M	PART NO	DESCRIPTION	ITEM NO
-	REF	REF	REF	-	22594-8	NUT,HEX(1/2-20)	70
-	REF	REF	REF	-	240628-1	PLATE, ADJUSTMENT	69
-	REF	REF	REF	-	240626-1	SHAFT, PIVOT	68
-	REF	REF	REF	-	240633-1	BUSHING	67
-	REF	REF	REF	-	455680-1	LEVER, INTERMEDIATE	66
-	REF	REF	REF	-	240629-1	BLOCK, PIVOT	65
-	REF	REF	REF	-	240632-2	SCREW, ADJ FEED ROD	64
-	REF	REF	REF	-	240659-3	PIN, CAM ROLLER	63
-	REF	REF	REF	-	240658-1	ROLLER, CAM	62
-	REF	REF	REF	-	454398-2	ROD, FEED	61
-	REF	REF	REF	-	454178-1	GUIDE, FEED ROD	60
-	REF	REF	REF	-	454220-1	CAP, RAM	59
-	REF	REF	REF	-	454485-1	HOUSING	58
							57
-	1	1	1	-	458537-2	PAWL, FEED	56
-	REF	REF	REF	-	240624-1	PIN, FEED FINGER	55
-	REF	REF	REF	-	691499-1	SPRING, FEED FINGER	54
-	REF	REF	REF	-	690541-1	HOLDER, FEED FINGER	53
-	REF	REF	REF	-	455679-1	LEVER, TERMINAL FEED ARM	52
-	1	1	1	-	811242-2	BUMPER, HOLDDOWN	51
-	1	1	1	-	690753-1	SPACER, TONKER	50
-	1	-	-	-	690602-6	CAM, PRE-FEED 1 5/8 ST	49
-	-	1	-	-	690602-5	CAM, PRE-FEED 1 1/8 ST	48
-	-	-	1	-	690501-4	CAM, POST-FEED 1 5/8 ST	47
-	1	1	1	-	459456-1	APPLICATOR, BASIC (SUBASSY)	46
-	1	1	1	-	690191-1	PLUG, NYLON	45
-	1	1	1	-	455673-1	RAM	44
-	1	1	1	-	690125-1	WASHER, LAMINATED	43
-	1	1	1	-	690124-1	WASHER, RAM	42
-	1	1	1	-	7-21002-9	BOLT, CRIMPER(5/16x1.00)	41
-	1	1	1	-	23241-6	BALL, STEEL	40
-	1	1	1	-	690170-1	SPRING, COMPRESSION	39
-	1	1	1	-	690142-1	DISC, INSULATION	38
-	1	1	1	-	354777-1	WIRE DISC, PLASTIC	37
-	1	1	1	-	22480-5	WASHER, SPRING	36
-	1	1	1	-	690212-1	POST, RAM	35
-	1	1	1	-	692776-1	SUPPORT, TERMINAL	34
-	REF	REF	REF	-	455675-1	PLATE, BASE	33
-	1	1	1	-	690432-3	SCREW, ADJUSTMENT	32
							31
-	REF	REF	REF	-	455689-1	BLOCK, STRIP GUIDE ADJ	30
-	1	1	1	-	455671-1	PLATE, STRIP GUIDE	29
-	1	1	1	-	1-455888-0	SPACER, FRONT SHEAR DEP	28
-	2	2	2	-	1-22284-0	SPRING, DRAG	27
-	1	1	1	-	690546-1	LEVER, DRAG RELEASE	26
-	1	1	1	-	240792-1	DRAG, TERMINAL	25
-	1	1	1	-	6-690504-3	GUIDE, STRIP (REAR)	24
-	1	1	1	-	690438-1	GUIDE, STRIP (FRONT)	23
-	-	-	1	-	690472-1	STRIPPER	22
-	REF	REF	REF	-	4-22284-9	SPRING, FEED RETURN	21
							20
-	1	1	-	-	691353-1	STRIPPER	19
							18
							17
-	1	1	1	-	691667-1	GUARD, CHIP (FRONT)	16
							15
							14
							13
-	1	1	1	-	3-22280-3	SPRING, SHEAR	12
-	1	1	1	-	690461-1	STOP, SHEAR	11
-	1	1	1	-	690459-1	HOLDER, SHEAR (FRONT)	10
1 -	1	1	1	-	454276-1	SHEAR, FLOAT (FRONT)	9
1	1	1	1	-	2-662183-5	ANVIL	8
							7
							6
-	1	1	1	-	455889-9	DEPRESSOR, SHEAR (FRONT)	5
-	1	1	1	-	1-238011-7	SPACER, BLOCK CRIMPER	4
1	1	1	1	-	2-456134-9	CRIMPER, INSULATION	3
-	1	1	1	-	455888-3	SPACER, CRIMPER	2
1	1	1	1	-	2-456402-4	CRIMPER, WIRE	1

QTY REQD PER ASSY — PARTS LIST

* Trademark of AMP Incorporated

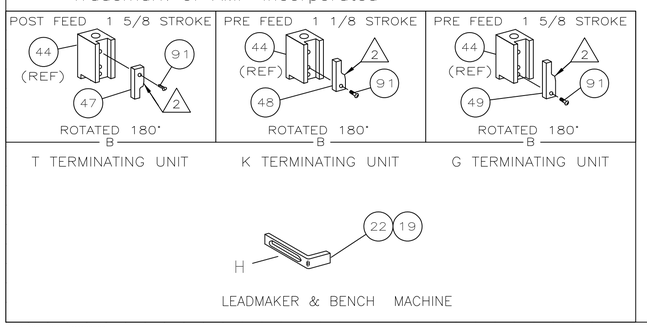

1. RECOMMENDED SPARE PARTS.
2. GREASE LIGHTLY.
3. GUARD MUST BE IN PLACE WHEN OPERATING APPLICATOR IN AMP-O-LECTRIC MACHINE.
4. LUBRICATE DAILY USING NO. 20 MACHINE OIL.
5. ITEMS WITH QTY OF REF SPECIFIED (EXCEPT ITEMS 78 AND 79) ARE USED ON ITEM 46.
6. MAX INSULATION CRIMP HEIGHT .090.

THIS DRAWING IS A CONTROLLED DOCUMENT.

DIMENSIONS: INCHES

TOLERANCES UNLESS OTHERWISE SPECIFIED:
0 PLC ± -
1 PLC ± -
2 PLC ± -
3 PLC ± -
4 PLC ± -
ANGLES ± -

MATERIAL -
FINISH -

DWN JC BAKER 12/6/93
CHK C.ERISMAN 12/6/93
APVD E.KOOTTE 12/6/93
PRODUCT SPEC -
APPLICATION SPEC -
WEIGHT -

Tyco Electronics
Tyco Electronics Corporation
Harrisburg, PA 17105-3608

NAME SIDE FEED HDM APPLICATOR
-
-

SIZE	CAGE CODE	DRAWING NO	RESTRICTED TO
A1	00779	C-687996	-

CUSTOMER DRAWING — SCALE - — SHEET 1 OF 1 — REV L

Mouser Electronics

Authorized Distributor

Click to View Pricing, Inventory, Delivery & Lifecycle Information:

TE Connectivity:

7-687996-7