


22mm LED Illuminated Metal Selector Switch Operators



Certified for
NEMA Type 4X
12 environment.

Selector

with bulb holder,
LED bulb and
mounting bracket



Other combinations and colors available upon request.
Please contact Altech for further information and part numbers.

XXX = Voltage Codes

012	=	12VAC/DC
024	=	24VAC/DC
048	=	48VAC/DC
110	=	110VAC
110D	=	110VDC
230	=	230VAC
230D	=	230VDC

**SAMPLE
ASSEMBLY**



Push button assemblies are available
in a variety of custom configurations.



Replacement
bulbs available.
See page 39.

Color

Function

Cat No.

2 Position

<input type="checkbox"/>	White		Maintained	2ASL1LB-1-XXX
<input type="checkbox"/>	Green		Maintained	2ASL3LB-1-XXX
<input type="checkbox"/>	Red		Maintained	2ASL4LB-1-XXX
<input type="checkbox"/>	Amber		Maintained	2ASL5LB-1-XXX
<input type="checkbox"/>	Blue		Maintained	2ASL6LB-1-XXX
<input type="checkbox"/>	Clear		Maintained	2ASL7LB-1-XXX
<input type="checkbox"/>	Yellow		Maintained	2ASL8LB-1-XXX

2 Position

<input type="checkbox"/>	White		Spring Return	2ASL1LB-2-XXX
<input type="checkbox"/>	Green		Spring Return	2ASL3LB-2-XXX
<input type="checkbox"/>	Red		Spring Return	2ASL4LB-2-XXX
<input type="checkbox"/>	Amber		Spring Return	2ASL5LB-2-XXX
<input type="checkbox"/>	Blue		Spring Return	2ASL6LB-2-XXX
<input type="checkbox"/>	Clear		Spring Return	2ASL7LB-2-XXX
<input type="checkbox"/>	Yellow		Spring Return	2ASL8LB-2-XXX

3 Position

<input type="checkbox"/>	White		Maintained	2ASL1LB-3-XXX
<input type="checkbox"/>	Green		Maintained	2ASL3LB-3-XXX
<input type="checkbox"/>	Red		Maintained	2ASL4LB-3-XXX
<input type="checkbox"/>	Amber		Maintained	2ASL5LB-3-XXX
<input type="checkbox"/>	Blue		Maintained	2ASL6LB-3-XXX
<input type="checkbox"/>	Clear		Maintained	2ASL7LB-3-XXX
<input type="checkbox"/>	Yellow		Maintained	2ASL8LB-3-XXX

3 Position, spring return from left and right

<input type="checkbox"/>	White		Spring Return	2ASL1LB-4-XXX
<input type="checkbox"/>	Green		Spring Return	2ASL3LB-4-XXX
<input type="checkbox"/>	Red		Spring Return	2ASL4LB-4-XXX
<input type="checkbox"/>	Amber		Spring Return	2ASL5LB-4-XXX
<input type="checkbox"/>	Blue		Spring Return	2ASL6LB-4-XXX
<input type="checkbox"/>	Clear		Spring Return	2ASL7LB-4-XXX
<input type="checkbox"/>	Yellow		Spring Return	2ASL8LB-4-XXX

3 Position, spring return from right

<input type="checkbox"/>	White		Spring Return	2ASL1LB-5-XXX
<input type="checkbox"/>	Green		Spring Return	2ASL3LB-5-XXX
<input type="checkbox"/>	Red		Spring Return	2ASL4LB-5-XXX
<input type="checkbox"/>	Amber		Spring Return	2ASL5LB-5-XXX
<input type="checkbox"/>	Blue		Spring Return	2ASL6LB-5-XXX
<input type="checkbox"/>	Clear		Spring Return	2ASL7LB-5-XXX
<input type="checkbox"/>	Yellow		Spring Return	2ASL8LB-5-XXX

3 Position, spring return from left

<input type="checkbox"/>	White		Spring Return	2ASL1LB-6-XXX
<input type="checkbox"/>	Green		Spring Return	2ASL3LB-6-XXX
<input type="checkbox"/>	Red		Spring Return	2ASL4LB-6-XXX
<input type="checkbox"/>	Amber		Spring Return	2ASL5LB-6-XXX
<input type="checkbox"/>	Blue		Spring Return	2ASL6LB-6-XXX
<input type="checkbox"/>	Clear		Spring Return	2ASL7LB-6-XXX
<input type="checkbox"/>	Yellow		Spring Return	2ASL8LB-6-XXX

22mm LED Illuminated Metal Selector Switch Operators

Dimensional Drawings

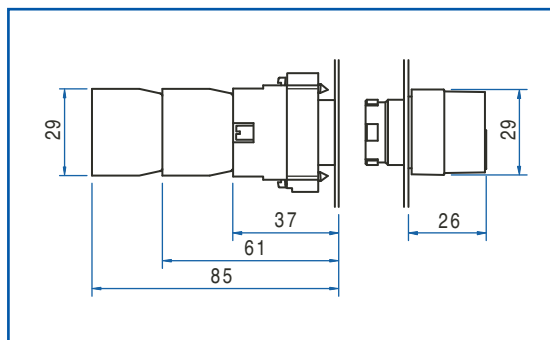
All dimensions shown in millimeters.
To convert to inches multiply by 0.03937

3 POSITION
SELECTOR SWITCH
CONTACT BLOCK GUIDE


↶	↑	↷	CONTACTOR BLOCK GUIDE
×	○	○	1 NO (left)
○	×	○	2 NC in series (side x side)
○	○	×	1 NO (right)
×	×	○	1 NC (right)
○	×	×	1 NC (left)
×	○	×	2 NO in parallel (side x side)

(Left or right as seen from front of operator)

Illuminated Selector



Switch Contacts (sold separately)



- Heavy-duty contact blocks with mounting screws. Blocks can be stacked 2 blocks across by 3 blocks deep for a total of 6 circuits.
- Contact blocks are available with silver contacts or gold plated contacts
- Self-wiping contacts

Panel Mount

Normally Open Silver	S1
Normally Closed Silver	S2
Normally Open Gold Plated	S3
Normally Closed Gold Plated	S4


Base Mount*

Normally Open Silver	S5
Normally Closed Silver	S6
Normally Open Gold Plated	S7
Normally Closed Gold Plated	S8

* For use with non-illuminated operators in thermoplastic or aluminum enclosures listed on pages 30 and 36-37.

Exploded Assembly View

- Up to four switch contacts can be installed with any Illuminated operator.
- Switch contacts and operators are sold separately. Preassembled push buttons are available on request.



Mouser Electronics

Authorized Distributor

Click to View Pricing, Inventory, Delivery & Lifecycle Information:

[Altech:](#)

[S12 2ASL3LB-1-024](#)