

## FEATURES AND PATTERN

[www.dbmlighting.com](http://www.dbmlighting.com)

### Cree CXA + CR102

Lens part number	CR102
Tested with LED	CXA1507WW
Lens Material	PMMA
FWMH°	15

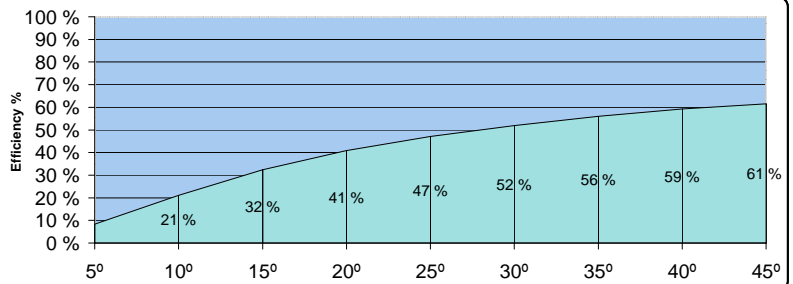


## OPTICAL EFFICIENCY

Half Angle Divergence: 7.5 deg

HAD Efficiency: 19 %

Collection Efficiency: 67 %

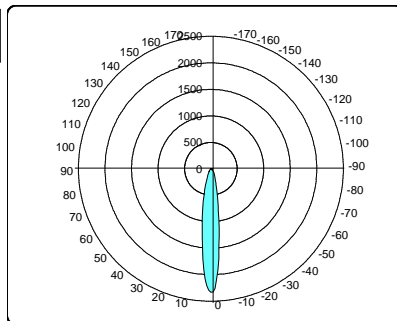


## OUTPUT DISTRIBUTION

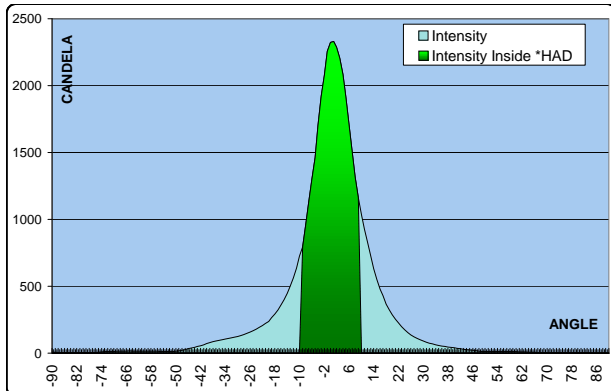
LED Flux: 667 Lumens at 200 mA

POLAR GRAPHIC

Max intensity  
2330Cd



CARTESIAN GRAPHIC

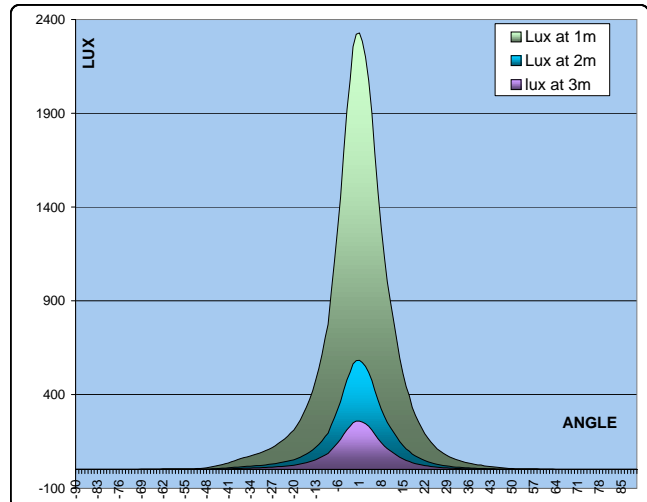


## ILLUMINANCE

LED Flux: 667 Lumens at 200 mA

### ILLUMINANCE VALUES AT VARIOUS DISTANCES

RANGE	1.0 m	2.0 m	3.0 m
ILLUMINANCE	2322 Lux	581 Lux	258 Lux
MULTIPLICATOR RATE LED+LENS / LED ONLY	10 X		



# Mouser Electronics

Authorized Distributor

Click to View Pricing, Inventory, Delivery & Lifecycle Information:

[DBM Optix:](#)

[CR-102](#)