

NETWORK CABLING SOLUTIONS

CONNECTING THE POINTS FOR A COMPLETE SOLUTION



connect



manage



identify



HellermannTyton

Argentina Australia Austria Belgium Brazil Canada China Czech Republic Denmark
Netherlands Norway Philippines Poland Portugal Romania Singapore Slovenia



Denmark Finland France Germany Hong Kong Hungary Ireland Italy Japan Mexico
India South Africa South Korea Spain Sweden Thailand United Kingdom United States



HellermannTyton is a leading, global manufacturer of network cabling solutions which help connect, manage, and identify cable and components. Located in over 30 countries, HellermannTyton brings the best to its customers through global resources channeled to local implementations. Flexibility, agility, and the ability to create value-added, market driven solutions are the hallmarks of every HellermannTyton company across the world.

No matter the complexity of your project – if it entails global or local management, HellermannTyton is uniquely poised to bring you high performance solutions from the data center to the work area.

HellermannTyton

TABLE OF CONTENTS



RAPIDNET

Introduction	12-14
RNG Series Copper Solutions	15-19
RNG Series Fiber Solutions	20-24
RNG Series Modular Panels	25
RN Legacy Copper Solutions	26-27
RN Legacy Fiber Solutions	28
RN Legacy Modular Panels	29-30
Auxiliary Rails	31-32
Identification Solutions	33-34



WORKSTATION PRODUCTS

Jacks	36-45
Faceplates	46-55
Surface Mount Boxes	55
Multimedia Modules	56-62



CROSS CONNECT PRODUCTS

Patch Panels	64-72
110 Blocks	73-74
66 Blocks	75
Patch Cords	76-83
Tools	84



FIBER OPTIC PRODUCTS

Enclosures	86-87
Adapter Panels	88
Fiber Splice Trays	89
Fiber Optic Cable Assemblies	90-93
Connectors	94-97
Fiber Modules	98
Accessories	99-102



RESIDENTIAL PRODUCTS

Residential Enclosures	104
Residential Modules	105-110
CATV Video Amplifier	110
Residential Accessories	111-112
Residential Brackets	113
Basic Enclosures	114
Basic Modules	115-118



ROUTING AND RACEWAY PRODUCTS

TSR and TSRP Raceways120-127
 InfoStream Raceway128-137
 Wiring Duct138



RACKS AND CABLE MANAGEMENT

E Series Horizontal Wire Managers140
 Horizontal Wire Management141-142
 Vertical Wire Management143-145
 Racks146-147
 Raised Floor Enclosure148
 Shelves149
 Panels150-152



IDENTIFICATION PRODUCTS

ANSI/TIA/EIA 606-A Labeling Standard154-155
 Software156-159
 Thermal Transfer Printers160-166
 Spirit 2100 Portable Printing System167-169
 Thermal Transfer Labels170-175
 Laser Labels176-181
 Ink Jet Labels182-186
 Miscellaneous Labels187-206



CABLE MANAGEMENT ACCESSORIES

Grip Tie Straps208-212
 Cable Ties213-220
 Mechanical Cable Tools221
 Cable Tie Mounting Bases222-223
 Nail Clips224
 Convoluted Tubing225-226

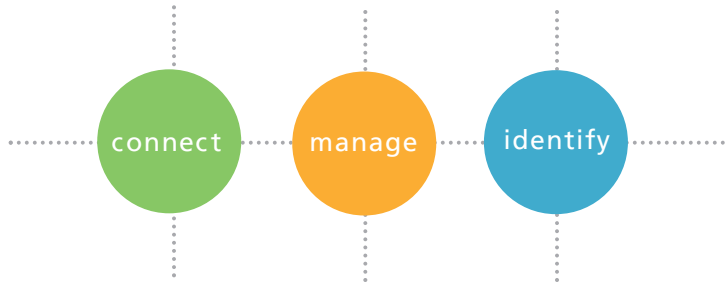


APPENDIX AND PART NUMBER INDEX

Standards Overview228-229
 Installation Practices230-239
 Glossary240-244
 Acronyms and Abbreviations245

CONNECTING THE POINTS FOR A COMPLETE SOLUTION

HellermannTyton, a global manufacturer of network cabling, identification, and cable management solutions, knows that product breadth and quality, along with the flexibility to meet the changing demands of the market are critical for success in this dynamic environment. HellermannTyton offers all of that – with the agility and ability to provide solutions to meet your unique requirements.



HellermannTyton offers unparalleled product breadth under one corporation. Whether you are looking for high performance connectivity products for your data center, telecom room, or work area – a method to route cables which is secure, sturdy and aesthetically pleasing – or a way to organize and label your cables to maximize current and future efficiencies – HellermannTyton has a solution for you, all based from customer-driven designs.

CONNECT

If you need connectivity solutions, HellermannTyton offers Category 6A, 6, and 5e copper solutions, along with fiber products, in both loose piece versions along with pre-terminated systems.

HellermannTyton pioneered Category 6 pre-terminated solutions with our patented RapidNet product line. Offered in Category 6A, 6, and fiber systems, HellermannTyton offers time and application tested expertise in the manufacture, assembly, and delivery of pre-terminated systems, with lead times which accommodate project demands.

Customer Driven

RapidNet's patented cassette is tough. It thoroughly protects the cable and terminations from initial installation through moves, adds and changes.



MANAGE

Effectively managing your cable extends from the data center to the work area – with everything in-between. HellermannTyton literally has you covered. Wire managers assure neat rack cabling. Surface raceways in both single and multi-channel versions mount easily, are used in the toughest environments, and blend seamlessly into interior design schemes. Hook and loop and plastic cable ties and fasteners bundle sensitive network cabling and other facilities cabling.



Customer Driven

We know installations aren't always perfect, and HellermannTyton designed its raceways to accommodate the construction environment and drive lowest installed cost. With our InfoStream Multi-Channel Raceway, there is an overlap between fittings, allowing some tolerance when cutting and fitting the cover. Our TSR single channel raceway features a "living hinge" which offers a secure closure, yet the opportunity to rework without damaging the raceway. Also, we use a thick material that is sturdy in both storage and application so the raceway maintains its profile.

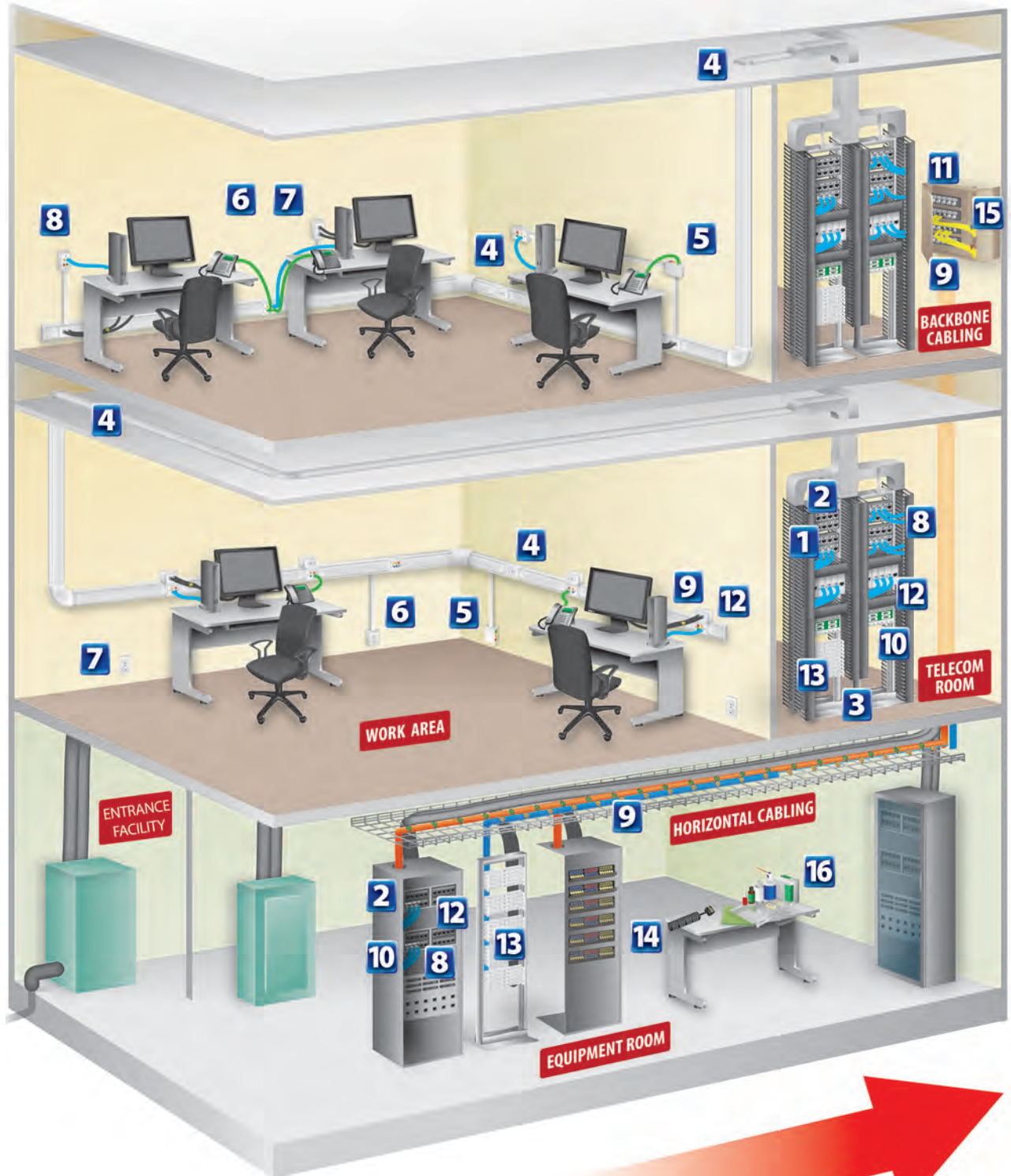
IDENTIFY

Designed to easily meet the ANSI/TIA/EIA standards for labeling, HellermannTyton's systems are specified and utilized to facilitate project organization from installation planning through moves, adds and changes. TagPrint Pro labeling software drives label production while HellermannTyton's full range of label options accommodate thermal transfer, laser, and ink-jet printers



















Customer Driven

TagPrint Pro's database capabilities make it easy to administer labeling systems from office planning to installation. An entire list of standards compliant hardware, cable identifiers, and label databases can be uploaded via an Excel spreadsheet. Wire and component labels can be printed on demand and dispersed throughout the installation. This saves valuable labor time usually associated with printing and applying markers from much slower hand held tape printers whose consumables also are much higher per unit.



APPLICATIONS GUIDE PRODUCT KEY

1	Wire Manager		9	Grip Tie	
2	Patch Panel		10	Labeling	
3	Relay Rack		11	Fiber Optics	
4	Raceway		12	Copper Patch Cord	
5	Surface Mount Box		13	Wiring Block	
6	Junction Box		14	Installation Tools	
7	Faceplate		15	Fiber Optic Assembly	
8	Modular Jack		16	Fiber Optic Consumables	


CATEGORY 6A

HellermannTyton's Deca¹⁰ Series products offer uncompromised support for the 10 Gigabit Ethernet protocol. Deca¹⁰ delivers higher bandwidth and greater speed with a modular shielded jack. The shielded construction aids in higher performance by eliminating the effect of alien crosstalk and external interference.

Designed to "future-proof" network infrastructures, the Deca¹⁰ Series is available in a modular jack and patch panel solution or in our pre-terminated RapidNet solution. The performance of our Deca¹⁰ Series exceeds ANSI/TIA-568-C Category 6A and ISO/IEC 11801:2002/AMD 2 Class E and ISO Class EA requirements.

Deca¹⁰ Category 6A Features:

- Unique termination tool required. Tool cuts and terminates all eight wires at once
- Jack can be wired to either 568A or 568B
- Modular shielded jack body fully encloses the PCB and is grounded at the panel end
- Shielded modular jack works with 2 different Category 6A shielded patch panels:
 - Two modular patch panel versions, available as a sliding or a fixed panel
 - Modular panels offer 24 shielded jacks in 1U with dual labeling fields
- Category 6A also is offered in RapidNet pre-terminated configurations
- High-performance patch cords are offered with shielded cable and modular plugs in various lengths



For more information on:

- Category 6A jacks, see page 37
- Category 6A shielded patch panels, see page 64
- Category 6A patch cords, see page 76


CATEGORY 6

HellermannTyton's GigaBand® Category 6 line of connectivity solutions combine superior performance with design features which contribute to durable, high-quality installations.

The performance of the GigaBand system provides significant margin over the TIA/EIA Category 6 and ISO Class E requirements. The GigaBand system will easily support applications such as Gigabit Ethernet and 622 Mbps ATM.

GigaBand Category 6 Features:

- Two different Category 6 patch panels are available: AlphaSnap and Universal
- AlphaSnap patch panels feature modular individual ports, protected identification area, and are supplied with a rear cable manager.
- Both AlphaSnap and Universal patch panels can be wired to 568A or 568B.
- Patented Category 6 modular jacks use innovative, crosstalk cancellation technology and feature unique strain relief.
- Patch cords are offered with a strain relief boot in up to seven different colors.
- Components are ETL Tested and approved for Category 6 Component Compliance.



For more information on:

- Category 6 jacks, see page 39
- Category 6 AlphaSnap patch panels, see page 65
- Category 6 Universal patch panels, see page 66
- Category 6 patch cords, see page 79

Network Sciences Program and Warranty Information

Network Sciences Program

HellermannTyton's Network Sciences program encompasses our highest-performance connectivity products, comprehensive training, and industry leading system and product warranties to guarantee high functioning, reliable installations.

The Network Sciences Program provides a complete package to the customer including:

- Full product line
- Training, installer certification program
- Comprehensive system and product warranties

The Network Sciences package assures the customer that purchasing HellermannTyton structured cabling products includes everything needed for a long-lasting, high-quality installation.

Research and development are key to the Network Sciences program, and HellermannTyton globally invests substantial resources to developing new products which will continue to achieve major breakthroughs in system performance and design.

Included in the Network Sciences system are HellermannTyton's Deca¹⁰ Category 6A, Gigaband® Category 6 and MegaBand® Category 5e structured cabling systems, which far exceed the standard requirements for each classification. Contact us for comprehensive test results or find them online at: <http://www.hellermann.tyton.com>

System Warranty

HellermannTyton assures installation dependability and maximum performance with its 25-Year Network Sciences Warranty Program. Beyond a product warranty, the Network Sciences warranty guarantees the consistent quality and performance of HellermannTyton's structured cabling products and installed systems for 25 years, when used with an approved cable manufacturer.

The 25-year Network Sciences warranty is only offered through HellermannTyton Certified Installers. These Certified Installers are the essential connection between HellermannTyton connectivity products and the design, installation, testing, and maintenance of a structured cabling system.



Approved Cable Manufacturers

For a complete listing of HellermannTyton's approved cabling manufacturers, simply go to: <http://www.hellermann.tyton.com>

Product Warranty


In addition to a performance warranty, HellermannTyton also offers a lifetime warranty on its connectivity products. This warrants that the products are free of factory defects in material and workmanship.

For more warranty information online, go to: <http://www.hellermann.tyton.com>

Network Sciences Certified Installer courses are held regularly at HellermannTyton's training center in Bolingbrook, IL and are also held regionally. Contact us for more information.

CONNECTING THE POINTS FOR A COMPLETE SOLUTION

- RapidNet Introduction12-14
- RNG Series Copper Solutions15-19
- RNG Series Fiber Solutions20-24
- RNG Series Modular Panels25
- RN Legacy Copper Solutions26-27
- RN Legacy Fiber Solutions28
- RN Legacy Modular Panels29-30
- Auxiliary Rails31-32
- Identification Solutions33-34



RapidNet[®] Network Cabling System

(U.S. Patent No. 7,375,282)

RapidNet

RapidNet is HellermannTyton's patented pre-terminated "connect and go" system which offers high performance in copper and fiber solutions within the same footprint. Our pre-terminated solutions do not require on-site termination or certification testing which dramatically reduces installation time - up to 85%. Installations are completed in record time because quality and performance are never compromised. Cut to customer specified lengths, each individual link is terminated and tested by HellermannTyton before being delivered to the site.

Many mission critical data center installations are conducted on weekends or evenings to minimize network downtime or disruption to a customer's business. Even on new building installations, network cabling installers may face strict access and deadline pressures. In addition, the installation company may not have the required staff to meet the project deadline. HellermannTyton has developed RapidNet for these time-critical installations.


In addition to deadlines, there are pressures to optimize the real estate in the data center. HellermannTyton can help you maximize real estate by doubling the density with our cassettes, as well as offering zero rack mount space options. The RapidNet Rail is designed to offer a simple 0U solution by incorporating RapidNet into the rear of the cabinet, aligning connectivity with the servers.

Applications

- Mission Critical Data Centers
- Enterprise Data Centers
- Disaster Recovery
- Storage Area Networks
- Redundancy Planning
- Central Office
- Temporary Networks
- Server Farms
- Cloud Computing
- Colocation Facilities

Material	Packaging Options
Copper	Box up to 75ft* / Reel from 76-295 ft
Fiber	Box up to 200ft* / Reel from 201+ ft

*Duplicate, shorter lengths packaged in multiples to condense materials on jobsite.



Whether your copper or fiber solution arrives on site in a box or on a reel, the integrity of the product is never comprised.



Once RapidNet® arrives on site, all you need to do is 'plug it in'. It's that easy!



Copper Cabling Solutions:

CAT 6 UTP, CAT 6 S/FTP, CAT 6A F/UTP

Fiber Cabling Solutions:

62.5/125µm (OM1), 50/125µm (OM2), 50/125µm (OM3), 50/125µm (OM4) and Single Mode


RNG Series RapidNet Cassette

The cassette is the heart of the RapidNet System, allowing for fast installations and full protection of the terminations. Our new RNG Series RapidNet cassette provides the same protection as the legacy style cassette but with product enhancements that includes twice the density.


Product Features

- Updated Release Mechanism - a quick-release lever that makes the insertion and release of the cassette easier
- Alignment Guides - ensures the cassette is properly inserted into the panel
- Larger Cassette - allows the higher density options for fiber in a 1U footprint; up to 96 fibers/48 ports in 1U
- Single Modular Panel - provides copper and fiber solutions in the same footprint

Copper Cassette



Fiber Cassette



RNG Series RapidNet Category 6A Copper F/UTP Solutions


HellermannTyton's Deca¹⁰ Series RapidNet is a Category 6A solution that offers uncompromised support for 10 Gigabit Ethernet. The shielded construction aids higher performance by eliminating the effect of alien crosstalk and external interference, making this an ideal solution for 10 Gigabit Ethernet applications. RapidNet utilizes a bundled cable with six high-performance Category 6A F/UTP cables bound together with a Kevlar binder. The Category 6A cassette is populated with six HellermannTyton Category 6A shielded modular jacks whose die cast body fully encloses the PCB and cable terminations. The new cassette design offers an integral grounding system in the cassette that connects to springs in the modular panel. The cassette is equipped with a new single-lever release mechanism that makes the insertion and release of the cassette easier to use.

Product Features

- New cassette design features single-release lever
- Cassettes are manufactured from high-strength, light-weight thermoplastic material
- Integral grounding system in the cassette connects to springs in the panel to ensure effective grounding of system
- Exceeds ANSI/TIA-568-C Category 6A and ISO/IEC 11801:2002 / Amd 2, Class E_A
- Category 6A cassette loaded with HellermannTyton Category 6A modular jacks
- Alignment guides located on the top of the cassette to ensure the correct orientation in the modular panel (RNGSPP1U)
- Available in lengths from 10 ft - 295 ft
- Permanent Link test results included with all links
- Made in the USA



RapidNet Category 6A Cassette to Cassette



RapidNet Category 6A Cassette to Jack

Product Selection

FIXED		VARIABLE - SELECT THE FOLLOWING					
PREFIX	CABLE BUNDLE	CABLE TYPE	CABLE FLAME RATING	CABLE COLOR	TERMINATION END 1	TERMINATION END 2	LENGTH
RNGC	6	C CAT 6A F/UTP	P Plenum R Riser*	B Blue W White*	C Cassette	C Cassette J Jack-Pair Stagger Right K Jack-Pair Stagger Left L Jack-Stagger Right M Jack-Stagger Left	10' - 295'
Example Model Number: RNGC6CRWCC65							
RNGC	6	C	R	W	C	C	65

Pair Stagger Right = 1/2 longest, 3/4 next, 5/6 last and shortest pair.
 *Options are available with longer lead times and minimum order requirements.



RapidNet® 12 Port Copper Cassette

In response to the ever-increasing demand for space within cabinets, communications rooms and data centers, HellermannTyton has developed a 12 port cassette for increasing port density and cable management capability within a data center to achieve 48 copper ports in 1U of rack space. This 12 port cassette is perfect for meeting the challenge of maximizing valuable data center floor and rack space.

Ideal for installations where quality and speed are fundamental, this HellermannTyton copper solution delivers a time savings up to 85% when compared to traditional field terminated systems. Networks can be up and running quickly because this high-density cassette is pre-terminated and pre-tested, not only reducing onsite labor but overall costs as well. With the 12 port copper cassette there is the combined benefit of optimum reliability and maximized space for cabinets and racks.

Factory termination and testing provides assurance of performance on site, ensures rapid installation, minimizes network downtimes and business disruptions, and allows for retained control.

Product Features

- Doubles the density of standard RapidNet and traditional 24 port 1U panels.
- Accepts four high-density cassettes, achieving 48 ports in 1U of space when fully populated.
- Includes a labeling field for better identification of ports, and a built-in magnification lens.
- Utilizes two of our six bundled cable 5 around 1 (5A1) design for eliminating potential cross talk issues.
- For use with the 1U 48 port high-density panel designed for the 12 port high-density copper cassette.
- Pre-terminated and 100% tested in a controlled factory environment.
- Permanent Link test results included with all looms/orders.
- Made in the USA.

Product Benefits

- This high-density solution offers better cabling efficiencies and reduces installation time up to 85%.
- Pre-terminated solution reduces personnel access, thus minimizing security risks.
- Waste generated from field terminations is reduced.

Alignment guides

The label sits between the two rows of the RJ45 connectors, so one label identifies two ports

To aid identification, the ID window has a built-in magnification lens

Quick-Release Mechanism

The front presentation is two rows of 6 RJ45 connectors mirroring each other



RapidNet 12 Port Copper Cassette



RNGPP1UHD

ACCESSORY	
Part No	Description
RNGPP1UHD	Modular Patch Panel, RNG Series HD Cassette only, 1U, Black

Product Selection

SELECT THE FOLLOWING (VARIABLE ITEMS IN RED – FIXED ITEMS IN BLACK)

PREFIX	CABLE BUNDLE	CABLE TYPE	CABLE FLAME RATING	CABLE COLOR	TERMINATION END 1	TERMINATION END 2	LENGTH
RNGC	12	A CAT 6 UTP	P CMP R CMR	B Blue W White	H High-Density Cassette	H High-Density Cassette Z Split Cassette J Jack - Pair Stagger Right K Jack - Pair Stagger Left L Jack - Stagger Right M Jack - Stagger Left N Jack - Inline (no stagger) P Plug - Pair Stagger Right Q Plug - Pair Stagger Left R Plug - Stagger Right S Plug - Stagger Left T Plug - Inline (no stagger) D Pod	20'-140'
Example Model Number: RNGC12ARWHH20							
RNGC	12	A	R	W	H	H	20

[*Elite® is a registered trademark of US Conec.]

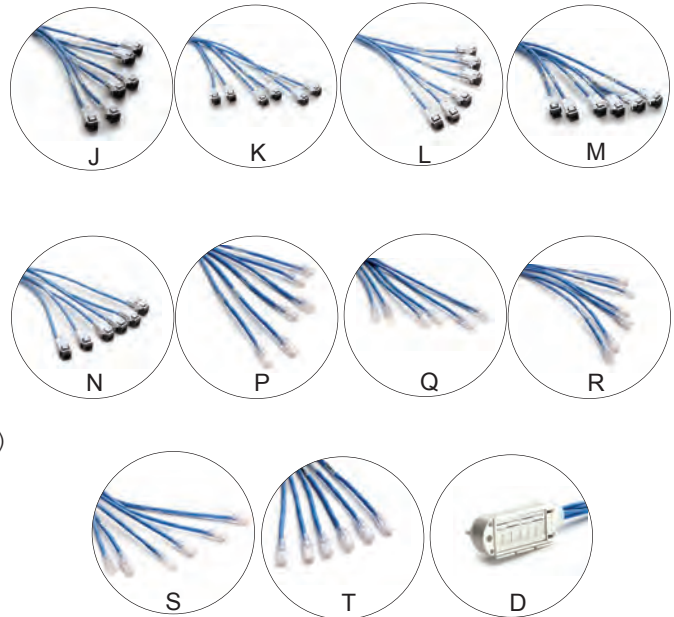
RNG Series RapidNet Category 6 Copper UTP Solutions

RNG Series RapidNet Category 6 is an ideal solution for high-performance cabling requirements, such as Gigabit Ethernet. RapidNet utilizes a six bundled cable that has been specially designed to eliminate potential alien crosstalk issues and is bound together with a Kevlar binder, ensuring a high-quality, well managed installation. Cut to the customer-specified length at HellermannTyton, each 6-port loom is supplied terminated at both ends to at least one of the patented RapidNet cassettes. Lengths up to 75 feet are supplied in the RapidNet box; lengths from 76-295 feet are supplied on the RapidNet reel. Each pre-labeled 6-port cassette snaps easily into the modular panel. Removal of the cassette is just as easy with the new release mechanism.



Product Features

- Positive PSACR over 350 MHz and a typical worst-case margin or 15 dB at 250 MHz
- Exceeds ANSI/TIA-568-C specifications
- Permanent Link test results included with all links
- Cassettes are manufactured from high-strength, light-weight thermoplastic material
- New cassette design features single-release mechanism
- Alignment guides are located on the top of the cassette to ensure the correct orientation in the modular panel (RNGPP1U)
- Available in lengths from 10 ft - 295 ft
- Made in the USA




Product Selection

FIXED		VARIABLE - SELECT THE FOLLOWING					
PREFIX	CABLE BUNDLE	CABLE TYPE	CABLE FLAME RATING	CABLE COLOR	TERMINATION END 1	TERMINATION END 2	LENGTH
RNGC	6	A CAT 6 UTP	P Plenum R Riser	B Blue W White	C Cassette	C Cassette J Jack-Pair Stagger Right K Jack-Pair Stagger Left L Jack-Stagger Right M Jack-Stagger Left N Jack-Inline P Plug-Pair Stagger Right Q Plug-Pair Stagger Left R Plug-Stagger Right S Plug-Stagger Left T Plug-Inline D Pod O Open	10' - 295'
Example Model Number: RNGC6ARWCC65							
RNGC	6	A	R	W	C	C	65

Pair Stagger Right = 1/2 longest, 3/4 next, 5/6 last and shortest pair.



RapidNet Category 6 Shielded Copper Solutions



For network cabling applications that require extra security and protection, HellermannTyton offers RapidNet in a fully shielded Category 6 solution. Shielded RapidNet is an ideal solution for high performance cabling requirements, such as Gigabit Ethernet and 10 Gigabit Ethernet. Shielded RapidNet utilizes a bundled cable with 6 high-performance Category 6 ScTP (screened twisted-pair) cables bound together with a Kevlar binder. The cassettes for the shielded solution have a metal plating applied to both the inside and outside surfaces to provide for proper grounding. This dual layer shield ensures effective screening of emissions and immunity of external electrical noise.

Product Features


- Cassettes are manufactured from high-strength, light-weight thermoplastic material
- Metal plating on inside and outside of cassettes ensures effective grounding of system
- Shielded RapidNet modular panel is interchangeable with RapidNet Category 6 UTP copper and fiber cassettes
- Exceeds ANSI/TIA-568-C.2 Category 6 and ISO/IEC11801 Class E requirements
- Available in lengths from 10 ft - 295 ft
- 10 Gig TSB-155 compliant with closed solution. Contact HellermannTyton for application guidelines



Cassette to Cassette (panel to panel)

Product Selection			
Part No.	Description	Cable Type	Color
RNSC6CMPXXX*	RapidNet Shielded CAT6 ScTP cassette to cassette 6 port loom	Plenum	Blue

*Note: To complete **Part No.**, replace the "X's" with the length required in feet, 10 to 295 feet.



RNSPP1U (front)

RNSPP1U (back)

Shielded Modular Patch Panel

Product Selection		
Part No.	Description	Cable Type
RNSPP1U	RapidNet Shielded Modular Panel - 1U	24 ScTP copper ports
RNSPP1URS	RapidNet Shielded Modular Panel - 1U with Rack-Snap inserts pre-installed	24 ScTP copper ports

RNG Series RapidNet Fiber Solutions

RNG Series RapidNet Fiber is an excellent solution for high bandwidth needs or extended distances. The new RNG Series cassette offers double the density of our classic version, up to 24 fiber or 12 duplex ports. RapidNet Fiber utilizes a 12 fiber single unit plenum (OFNP) distribution cable for LC and SC connections or a 24 fiber zip cord loose tube plenum (OFNP) cable for LC connections. Cut to customer specified length at HellermannTyton, each 12 or 6 port loom is supplied terminated at both ends to at least one of the patented RapidNet cassettes. Lengths up to 200 feet are supplied in the RapidNet box; lengths of 201 feet or more are supplied on the RapidNet reel. Each pre-labeled 12 or 6 port fiber cassette snaps easily into the modular panel.

Product Features

- Exceeds ANSI/TIA-568-C.2 and IEEE 802.3ae 10GbE standards
- Certification test reports included with all fiber links
- Cassettes are manufactured from high-strength, light-weight thermoplastic material
- New cassette design features single-release mechanism
- Alignment guides located on the top of the cassette to ensure the correct orientation in the modular panel (RNGPP1U)
- Modular panel accepts 4 RapidNet cassettes, allowing up to 96 fibers / 48 ports in 1U

LC Cassette



SC Cassette



Product Selection

FIXED	VARIABLE - SELECT THE FOLLOWING						
PREFIX	CABLE TYPE	CABLE FLAME RATING	TERMINATION END 1	TERMINATION END 2	CABLE COUNT	NO. OF PULL KITS	LENGTH
RNGF	A 50/125µm (OM3) Multimode B 50/125µm (OM2) Multimode C 62.5/125µm (OM1) Multimode H 50/125µm (OM4) Multimode† D 8.3/125µm Single Mode	P Plenum	L LC Cassette C LC APC Cassette† S SC Cassette* D SC APC Cassette†	L LC Cassette (straight thru) J LC Cassette (REV; A-B) K LC 900 µm Fanout H LC 2.0 mm Fanout C LC APC Cassette† S SC Cassette (straight thru) T SC Cassette (REV; A-B) R SC 900 µm Fanout Q SC 2.0 mm Fanout D SC APC Cassette†	A 12 B 24	0 1	10' - 500'
Example Model Number: RNGFDPLHB145							
RNGF	D	P	L	H	B	1	45

*SC versions only available in 12 fiber cable count.

†Options are available with longer lead times and minimum order requirements
BIF options available



RapidNet® MTP™ Very High Density (VHD) Fiber Cassette

Today, data centers are faced with many challenges – rising operations costs, space constraints, and evolving bandwidth requirements – along with the necessity for faster processing speeds. In response to these pressures, HellermannTyton introduces its high-density fiber solution for conserving space, achieving faster access times, and simplifying installations with minimal downtimes.

The RapidNet MTP VHD Fiber Cassette is the ideal solution for data center designers looking to be more efficient with existing architecture as well as future proof their IT investment for technological advancements. Data center environments can benefit from MTP connectivity that is capable of meeting today's requirements of 10GbE support and tomorrow's performance levels with a solution that is 40GbE and 100GbE ready.

IT technical staff can replicate their high-density fiber optic switch ports, and have the flexibility to make adds, moves and changes in a convenient manner. The MTP VHD is there to support a high-density fiber solution which can provide 72 fibers per cassette and 288 fibers on a one rack unit (1U) design.

Product Features

- Available in a variety of fiber types: OM3, OM4, OS1
- Up to 288 fibers in one rack unit of space
- 40GbE and 100GbE ready
- Direct factory termination with test results provided
- Fully interchangeable with other RapidNet RNG Series products

Product Benefits

- Requires two less mated pair connections with direct termination
- Features a floating ferrule design that guarantees fiber contact integrity
- Provides fiber port identification for simple management
- Reduces cable congestion in pathways and spaces
- Increases life cycle of cabling infrastructure

RapidNet MTP VHD
Fiber Cassette



MTP is a registered trademark of US Conec Ltd.

RapidNet® MTP VHD Fiber solution delivers . . .

NETWORK PERFORMANCE This factory-terminated and tested cassette provides simple to install, compact, modular fiber networks with the capacity to easily migrate to 40GbE and 100GbE networks.

RapidNet MTP VHD offers standard MTP typical insertion loss of 0.2db and maximum insertion loss of 0.50db per mated pair. Customers can choose an optional Elite® connector with 0.1db typical insertion loss and maximum 0.35db insertion loss. [Please contact your HellermannTyton representative for additional information]*

EXTENDED FUNCTIONALITY Fully interchangeable with other Fiber RNG RapidNet components, the MTP VHD cassette presents six MTP 12 fiber connectors that enable up to 288 fibers in 1U of rack space.

SCALABILITY The use of the RapidNet MTP VHD cassette in a topology will minimize pathway congestion and enable scaling to thousands (and hundreds of thousands) of fiber optic connections.

FLEXIBILITY The RapidNet MTP VHD cassette provides the flexibility to easily configure and reconfigure the cabling infrastructure to meet current and future networking requirements.

MANAGEABILITY The RapidNet MTP VHD cassette is engineered for ease of implementation and improved manageability for meeting the challenge of data center moves, additions, and changes with the least disruption.



LC Cassette

Technical Information			
	Typical Insertion Loss	Maximum Insertion Loss	Typical Return Loss
Standard MM	0.2dB	0.5dB	> 25dB
Elite MM	0.1dB	0.35dB	> 20dB
Standard SM	0.25dB	0.75dB	> 60dB (8° Angle Polish)
Elite SM	0.1dB	0.35dB	> 60dB (8° Angle Polish)

Product Selection

SELECT THE FOLLOWING (VARIABLE ITEMS IN RED – FIXED ITEMS IN BLACK)									
PREFIX	FIBER TYPE	CABLE FLAME RATING	TERMINATION END 1	TERMINATION END 2	CABLE COUNT	BREAKOUT LENGTH	POLARITY	NO. OF PULL KITS	LENGTH
RV	C 50/125µm (OM3) Multimode D 50/125µm (OM2) Multimode E 9/125µm (OM1) Single Mode	P Plenum	M MTP 12 Fiber Cass. (Male) N MTP 12 Fiber Cass. (Female) Y Elite MTP 12 Fiber Cass. (M) Z Elite MTP 12 Fiber Cass. (F)	M MTP 12 Fiber Cass. (Male) N MTP 12 Fiber Cass. (Female) A MTP 12 Fiber Connector (F) C MTP 12 Fiber Connector (M) Y Elite MTP 12 Fiber Cass. (M) Z Elite MTP 12 Fiber Cass. (F)	D 72	A .5 B 1m C 1.5m D 2m E N/A	S Straight Thru R Reversed P Pair Reversal	0 1 2	10'-500'
Example Model Number: RVCPMMDES020									
RV	C	P	M	M	D	E	S	0	20

[*Elite® is a registered trademark of US Conec.]

RNG Series RapidNet Cassette and MTP™ Fiber Solutions

HellermannTyton offers pre-terminated MTP solutions to the RapidNet offering. This modular system utilizes our pre-loaded, RNG Series RapidNet cassette to breakout the MTP connector to LC or SC connector options. MTP trunk and fanout cables complete the plug-n-play solution up to 96 fiber connections in 1U.



Product Features

- Scalable solution with modular components allowing the flexibility for data network design or upgrades
- Pre-terminated modular cassette offers labor savings with quick deployment
- All cassettes and trunks are factory terminated and 100% tested with test documentation included with products
- Round cable design eliminates preferential bend issues which results in increased density and greater manageability
- All trunks have crossover polarity using TIA-568.B.1-7 Method C
- Modular cassettes easily adapt to the RapidNetRail using zero rack space
- Flexible manufacturing to meet custom specified lengths or fiber counts
- High density ports identified as A and B

Product Selection		
FIXED	VARIABLE - SELECT THE FOLLOWING	
PREFIX	CABLE TYPE	CABLE COUNT
RNGF	A 50/125µm (OM3) Multimode B 50/125µm (OM2) Multimode C 62.5/125µm (OM1) Multimode D 8.3/125µm Single Mode H 50/125µm (OM4) Multimode	12 24
Example MTP-LC Part Number: RNGFA24 Example MTP-SC Part Number: RNGFA12SC		
*For SC connection option add SC to the end of the cable count. Available in 12 fiber count only. MTP is a registered trademark of US Conec Ltd.		

RNG Series RapidNet Cassette and MTP™ Fiber Solutions *continued*



MTP to MTP Assembly



MTP to LC Assembly



MTP to SC Assembly

Product Selection

FIXED		VARIABLE - SELECT THE FOLLOWING								
PREFIX	CABLE COUNT	FIBER TYPE	CABLE TYPE	CABLE FLAME RATING	TERMINATION END 1	TERMINATION END 2	BREAKOUT LENGTH	POLARITY	PULL KITS	LENGTH
F	A 12 B 24 C 48 D 72 E 96 F 144	A MM 62.5/125µm (OM1) B MM 50/125µm (OM2) C MM 50/125µm (OM3) D MM 50/125µm (OM4) E Single Mode F MM 50/125µm BIF (OM2) G MM 50/125µm BIF (OM3) H MM 50/125µm BIF (OM4) J Single Mode BIF	C Data Center Cable D Distribution R Ribbon	P Plenum R Riser	A MTP 12 Fiber	A MTP 12 Fiber E LC 2.0mm w/clips G LC 900µm fanout O SC 2.0mm w/clips Q SC 900µm fanout	A .5m B 1m C 1.5m D 2m E No Breakout	S Straight Thru R Reversed P Pair Reversal*	0 1 2	10' - 999'
Example Model Number: FAACPAER015										
F	A	A	C	P	A	A	E	R	0	15


* HellermannTyton specifies pair flipped polarity cables to be used with the RNG Series MTP cassettes to maintain Method C polarity.

RNG Series Modular Panels

All RNG RapidNet Cassettes are designed for a quick-and-easy insertion into the RNG Series Panel. The 1U Modular Panels fits standard 19" racks and accepts four cassettes.

Product Selection		
Part No.	Description	Port Count
RNGPP1U	RNG Series RapidNet Modular Panel - 1U	24 UTP copper ports 48 LC fiber / 24 ports 96 LC fiber / 48 ports 48 SC fiber / 24 ports
RNGPP1URS	RNG Series RapidNet Modular Panel - 1U*	24 UTP copper ports 48 LC fiber / 24 ports 96 LC fiber / 48 ports 48 SC fiber / 24 ports
RNGSPP1U	RNG Series RapidNet Shielded Modular Panel - 1U	24 F/UTP copper ports
RNGPP2U	RNG Series RapidNet Modular Panel - 2U	48 UTP copper ports 96 LC fiber / 48 ports 192 LC fiber / 96 ports 96 SC fiber / 48 ports
RNGPP2URS	RNG Series RapidNet Modular Panel - 2U*	48 UTP copper ports 96 LC fiber / 48 ports 192 LC fiber / 96 ports 96 SC fiber / 48 ports

*With Rack-Snap inserts pre-installed



RNGPP1U, RNGPP2U



Rack-Snap - snaps into standard square holes in most cabinets

RNGPP1URS



RNGSPP1U



Product Selection	
Part No.	Description
RNGBLANK	RNG Series RapidNet Modular Panel Blank Insert
RNSE1U	RapidNet Secure Enclosure
RNRCMU	RapidNet Rear Cable Manager
TFCM	Front Cable Manager



RNGBLANK



RNRCMU



RapidNet Legacy Solutions - Category 6 Copper UTP

RapidNet Legacy Solutions offer the same performance as the RNG Series but utilize the first release of the cassette. The legacy cassette and system is for use in existing applications to achieve a consistent appearance.

RapidNet utilizes a bundled cable with six high-performance Category 6 UTP cables bound together with a Kevlar binder. Cut to the customer-specified length at HellermannTyton, each 6 port loom is supplied terminated at both ends to RapidNet cassettes. Each pre-labeled 6 port cassette snaps easily into the modular panel.

Removal of the cassette is just as easy; simply slide the latch forward and the cassette slides out of the rear of the panel.

Product Features

- Positive PSACR over 350 MHz and a typical worst-case margin of 15 dB at 250 MHz
- Bundled cable is UL Verified to Category 6, ANSI/TIA-568-C specifications
- Permanent Link test reports included with all links
- 1U modular panel accepts 4 RapidNet cassettes for 24 ports
- 2U modular panel accepts 8 RapidNet cassettes for 48 ports
- Available in lengths from 10 ft - 295 ft
- Made in the USA



Cassette to Cassette (panel to panel)

Product Selection			
Part No.	Description	Cable Type	Color
RNC6CMPXXX*	RapidNet CAT6 CMP cassette to cassette 6 port loom	Plenum	Blue
RNC6CMPWHTXXX*	RapidNet CAT6 CMP cassette to cassette 6 port loom	Plenum	White
RNC6CMRXXX*	RapidNet CAT6 CMR cassette to cassette 6 port loom	Riser	White
RNC6CMRBLUXXX*	RapidNet CAT6 CMR cassette to cassette 6 port loom	Riser	Blue

*Note: To complete Part No., replace the "X's" with the length required in feet, 10 to 295 feet.



Cassette to Jack (panel to modular panel or faceplate)

Product Selection			
Part No.	Description	Cable Type	Color
RNC6JCMPLXXX*	RapidNet CAT6 CMP cassette to jack 6 port loom	Plenum	Blue
RNC6JCMPLWHTXXX*	RapidNet CAT6 CMP cassette to jack 6 port loom	Plenum	White
RNC6JCMRXXX*	RapidNet CAT6 CMR cassette to jack 6 port loom	Riser	White
RNC6JCMRBLUXXX*	RapidNet CAT6 CMR cassette to jack 6 port loom	Riser	Blue

*Note: To complete Part No., replace the "X's" with the length required in feet, 10 to 295 feet.



RapidNet Legacy Solutions - Category 6 Copper UTP



Cassette to Plug (panel to plug)

Product Selection			
Part No.	Description	Cable Type	Color
RNC6PCMPXXX*	RapidNet CAT6 cassette to plug 6 port loom	Plenum	Blue
RNC6PCMPWHTXXX*	RapidNet CAT6 cassette to plug 6 port loom	Plenum	White
RNC6PCMRXXX*	RapidNet CAT6 cassette to plug 6 port loom	Riser	White
RNC6PCMRBLUXXX*	RapidNet CAT6 cassette to plug 6 port loom	Riser	Blue

*Note: To complete Part No., replace the "X's" with the length required in feet, 10 to 295 feet.



Cassette to Open End (panel to open end)

Product Selection			
Part No.	Description	Cable Type	Color
RNC6OCMPXXX*	RapidNet CAT6 cassette to open end 6 port loom	Plenum	Blue
RNC6OCMPWHTXXX*	RapidNet CAT6 cassette to open end 6 port loom	Plenum	White
RNC6OCMRXXX*	RapidNet CAT6 cassette to open end 6 port loom	Riser	White
RNC6OCMRBLUXXX*	RapidNet CAT6 cassette to open end 6 port loom	Riser	Blue

*Note: To complete Part No., replace the "X's" with the length required in feet, 10 to 295 feet.



Cassette to POD (panel to consolidation point)

Product Selection			
Part No.	Description	Cable Type	Color
RNC6PDCMPXXX*	RapidNet CAT6 cassette to pod 6 port loom	Plenum	Blue
RNC6PDCMPWHTXXX*	RapidNet CAT6 cassette to pod 6 port loom	Plenum	White
RNC6PDCMRXXX*	RapidNet CAT6 cassette to pod 6 port loom	Riser	White
RNC6PDCMRBLUXXX*	RapidNet CAT6 cassette to pod 6 port loom	Riser	Blue

*Note: To complete Part No., replace the "X's" with the length required in feet, 10 to 295 feet.



RapidNet Legacy Fiber Solutions

RapidNet Legacy Solutions offer the same performance as the RNG Series but utilize the first release of the cassette. The legacy cassette and system is for use in existing applications to achieve a consistent appearance. RapidNet Fiber utilizes the LC connector with a 12 fiber single unit plenum (OFNP) cable, or utilizes the SC connector with a 6 fiber single unit plenum (OFNP) cable. Cut to the customer-specified length at HellermannTyton, each 12 fiber or 6 fiber link is supplied terminated at both ends to RapidNet cassettes. Each pre-labeled 12 fiber or 6 fiber cassette snaps easily into the modular panel. Removal of cassette is just as easy - simply slide the latch forward and the cassette slides out of the rear of the panel.

Fiber Options

- 62.5/125 μm (OM1 Fiber)
- 50/125 μm (OM2 Fiber)
- 50/125 μm laser optimized 10G (OM3 Fiber)
- Single Mode

Product Features

- Exceeds ANSI/TIA-568-C and IEEE 802.3ae 10GbE standards
- Modular panel accepts 4 RapidNet cassettes, allowing up to 48 fibers in 1U
- Certification test reports included with all fiber links
- Cassette to connector option is provided with pulling eye pre-installed on connector end
- Standard part number is wired straight through (A-A). To order crossover (A-B), add "REV" to end of part number



LC Connector
Cassette to Cassette (panel to panel)

Product Selection			
Part No.	Description	Cable Type	Color
RNF62PXXX*	RapidNet 62.5/125μm (OM1) MM LC assembly	12 fiber	Orange
RNF50PXXX*	RapidNet 50/125μm (OM2) MM LC assembly	12 fiber	Orange
RNF50P10GXXX*	RapidNet 50/125μm (OM3) MM 10 Gig LC assembly	12 fiber	Aqua
RNFSMPXXX*	RapidNet 8.3/125μm SM LC assembly	12 fiber	Yellow

*Note: To complete Part No., replace the "X's" with the length required in feet.
 Additional Information: Standard part number is wired straight through (A-A). To order crossover (A-B), add "REV" to end of part number. Example: RNFSMPXXXREV



Cassette to Connector (panel to enclosure)

Product Selection		
Part No.	Description	Cable Type
RNFAAAXXXLC*	RapidNet LC cassette to 12 LC connectors	12 fiber
RNFAAAXXXSC*	RapidNet SC cassette to 6 SC connectors	6 fiber

*Note: To complete Part No., replace the "A's" with the appropriate fiber type: 62P, 50P, 50P10G, or SMP. Replace the "X's" with the length required in feet.



RapidNet Legacy Modular Panels

All RapidNet cassettes utilize our latch design to allow quick and easy installation into modular patch panels. The 1U RapidNet modular patch panel accepts four cassettes, and the 2U modular patch panel accepts eight cassettes. Panels fit standard 19" racks.



RNPP1U & RNPP2U



Rack-Snap - snaps into standard square holes in most cabinets

Modular Patch Panel


Product Selection		
Part No.	Description	Port Count
RNPP1U	RapidNet Modular Panel - 1U	24 UTP copper ports 48 LC fibers / 24 ports 24 SC fibers / 12 ports
RNPP1URS	RapidNet Modular Panel - 1U*	24 UTP copper ports 48 LC fibers / 24 ports 24 SC fibers / 12 ports
RNPP2U	RapidNet Modular Panel - 2U	48 UTP copper ports 96 LC fibers / 48 ports 48 SC fibers / 24 ports
RNPP2URS	RapidNet Modular Panel - 2U*	48 UTP copper ports 96 LC fibers / 48 ports 48 SC fibers / 24 ports



* With Rack-Snap inserts pre-installed


RapidNet Legacy Modular Panels

Modular Patch Panel Accessories



RNBLANK

Product Selection	
Part No.	Description
RNBLANK	RapidNet Modular Panel Blank Insert



RNRCMU

Product Selection	
Part No.	Description
RNRCMU	RapidNet Rear Cable Manager




RNSE1U



Product Selection	
Part No.	Description
RNSE1U	RapidNet Secure Enclosure

RapidNet Auxiliary Rails

RapidNet is a high performance product line for data centers and storage area network applications. HellermannTyton offers a simplified solution that maximizes data center real estate. This is achieved by installing RapidNet within the cabinet's vertical rails using the RapidNet Rail. The Auxiliary Rail is designed to mount in the rear of most manufacturer server cabinets and is best suited for server cabinets 42" deep or greater. However due to the versatile mounting design and size options of the rail it may be installed in shallower cabinets or even horizontally above the cabinet.



Product Features

- Uses zero rack mount space by incorporating RapidNet within the cabinet space
- Maximizes data center real estate in existing cabinets
- Auxiliary Rail maintains 19" rackable surface for equipment mounting on existing cabinet rails
- Ports where you need them - aligns connectivity with your servers
- Allows for cassette moves, adds and changes without interrupting rack routed equipment in a fully populated cabinet
- Promotes proper cable management
- Available in 4 different sizes for both RN and RNG series cassettes - 1 Cassette, 2 Cassettes, 5 Cassettes, and 10 Cassettes

RNG Series Auxiliary Rail

Product Selection		
Part No.	Description	Color
RNGAR01	Auxiliary Rail, Accepts 1 RNG Series Cassette	Black
RNGAR02	Auxiliary Rail, Accepts 2 RNG Series Cassettes	Black
RNGAR05	Auxiliary Rail, Accepts 5 RNG Series Cassettes	Black
RNGAR10	Auxiliary Rail, Accepts 10 RNG Series Cassettes	Black
RNGARINSERT*	Auxiliary Rail Insert for RNG Series Cassettes	Black

Auxiliary Rails ship without Shroud Assembly to facilitate cabinet mounting. Order appropriate number of RNGARINSERT to complete Auxiliary Rail to accept RapidNet cassettes. Auxiliary Rail is designed to support mounting of RapidNet cassettes only. No other equipment, active or otherwise should be mounted to the Auxiliary Rails.

*Includes 1 RapidNet Shroud, 2 Clear ID Windows, Labels 1-60, 10 Blank Labels.



RN Legacy Solutions Auxiliary Rail

Product Selection		
Part No.	Description	Color
RNAR01	Auxiliary Rail, Accepts 1 RN Legacy Cassette	Black
RNAR02	Auxiliary Rail, Accepts 2 RN Legacy Cassettes	Black
RNAR05	Auxiliary Rail, Accepts 5 RN Legacy Cassettes	Black
RNAR10	Auxiliary Rail, Accepts 10 RN Legacy Cassettes	Black
RNARINSERT*	Auxiliary Rail Insert for RN Legacy Cassettes	Black

Auxiliary Rails ship without Shroud Assembly to facilitate cabinet mounting. Order appropriate number of RNARINSERT to complete Auxiliary Rail to accept RapidNet cassettes. Auxiliary Rail is designed to support mounting of RapidNet cassettes only. No other equipment, active or otherwise should be mounted to the Auxiliary Rails.

*Includes 1 RapidNet Shroud, 2 Clear ID Windows, Labels 1-60, 10 Inlink Labels.



RapidNet Modular Panel Identification Solutions

HellermannTyton offers the following identification solutions for use with RapidNet products. The front identification labels allow users to easily meet TIA/EIA-606-A and TIA-942 administration standards.



Labels for port identification on front of panel

Product Selection			
Part No.	Description	Dimensions	Pkg Qty
TAG68T1-336	Thermal Transfer Label	3.8" x .275"	10,000/roll
TAG68L-789	Laser Label	3.8" x .275"	2,500/pack



Labels for cassette identification on rear of panel

Product Selection			
Part No.	Description	Dimensions	Pkg Qty
TAG69T1-336	Thermal Transfer Label	2" x .275"	10,000/roll
TAG69L-789	Laser Label	2" x .275"	5,000/pack

PROJECT ESTIMATOR

HellermannTyton offers a RapidNet Project Estimator to develop a bill of materials to submit to HellermannTyton for web pricing.

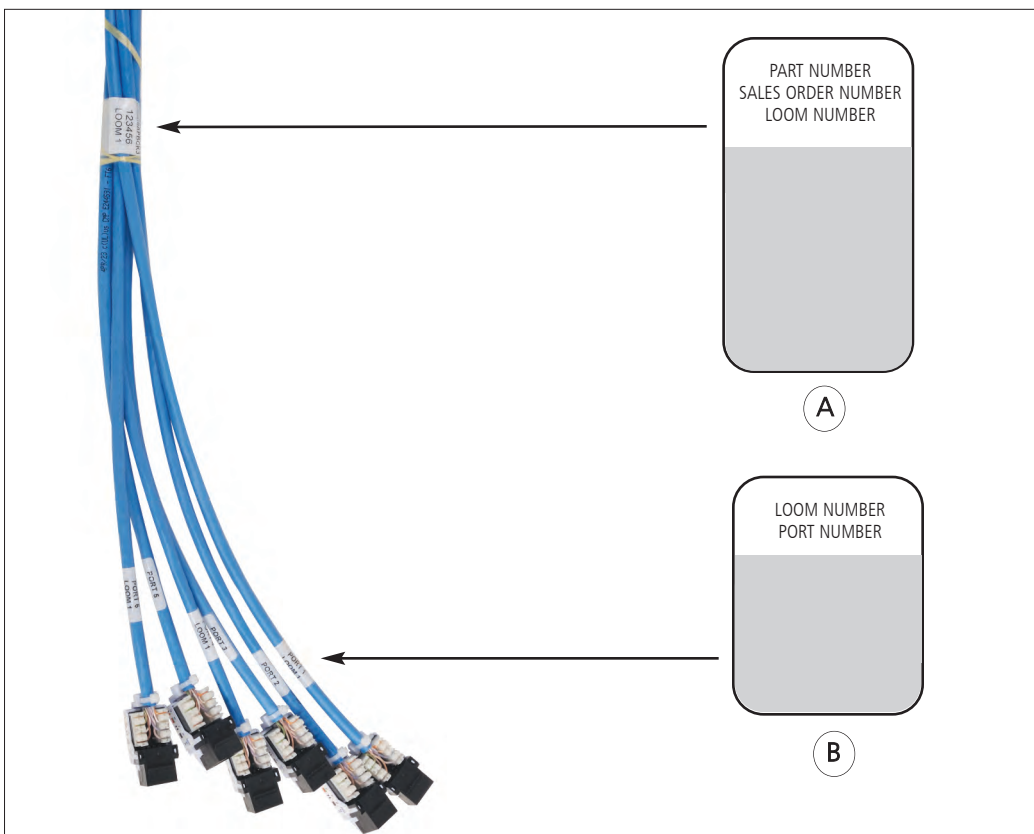
- Web-based tool to estimate pricing
- Free program for contractor or end-user
- Allows easy determination of project materials
- Exportable into MS Excel
- Visit www.htnetwork.com for more information



RapidNet Modular Panel Identification Solutions

HellermannTyton provides high quality labels to mark the loom and the individual cables. Printable in both thermal transfer and laser formats, the labels come in different lengths to ensure the printed text is overlaminated and protected when placed around the entire bundle of wires or if marking each individual wire.

Product Selection			
Part No.	Description	Dimensions	Pkg. Qty.
A - Labels for Loom Identification			
TAG3T3-100B	Thermal Transfer Label	1" x 1" x 3.75"	3,000 / Roll
TAG50L-105	Laser Label	1" x 1" x 3.16"	1,000 / Pack
B - Labels for Individual Cable Identification			
TAG22T3-100B	Thermal Transfer Label	1" x .5" x 1.437"	5,000 / Roll
TAG63L-105	Laser Label	1" x .5" x 1.437"	2,500 / Pack



WORKSTATION PRODUCTS

CONNECTING THE POINTS FOR A COMPLETE SOLUTION

Jacks	36-45
Faceplates	46-55
Surface Mount Boxes	55
Multimedia Modules	56-62



Category 6A Modular Jack

When using HellermannTyton's modular jacks, patch panels and patch cords with approved horizontal cables, the Deca¹⁰ Category 6A, GigaBand® Category 6, and MegaBand® Category 5e systems far exceed the TIA requirements for structured cabling systems. HellermannTyton's modular jacks are an integral part of the Category 6A, Category 6 and Category 5e systems, offering quality, versatility and reliability.



Category 6A Modular Jacks

- Offered in a fully-shielded modular jack
- RJ45 terminated to eight individual IDC connections
- Unique termination process and strain relief design secures cable terminations
- Innovative performance technology – ten internal contacts (two extra to cancel out crosstalk) and eight external contacts in standard configuration to accept industry standard patch cords
- Staggered contacts provide superior performance
- Configured with both 568A and 568B wiring schemes
- High-speed termination tool used for easy on-site installation
- Shielded jacks and shielded modular panels create a fully-shielded solution

Category 6A Shielded Modular Jack

HellermannTyton's Deca¹⁰ Shielded Category 6A jack is designed to support your 10G installation needs. Its design includes HellermannTyton's innovative 10-pin technology which helps to guarantee superior performance while exceeding the TIA Category 6A standard. All eight terminations are made at once using our hand termination tool (HT6ASCT) which helps ensure quality and consistency of the connections. Once terminated, jacks are compatible with shielded modular patch panels (PP24MOD6AS and PP24SMOD6AS) and modular faceplates (FPM-X and inserts).



Product Selection

Article No.	Part No.	Type	Description	Color	Pkg. Qty.	Carton Qty.
852-40000	RJ45FC6AS	RJ45FC6AS	Category 6A Shielded Modular Jack	Mill Finish	1	50
852-40002	RJ45FC6AS12	RJ45FC6AS	Category 6A Shielded Modular Jack Bulk Pack	Mill Finish	12	1

Use **Part No.** for ordering and **Type** for specification purposes.



Category 6A Jack Termination Tool

This single-action hand tool cuts and terminates all eight wires at once. Required for proper termination of the jack. This tool speeds up the termination process.



Product Selection

Article No.	Part No.	Type	Description	Pkg. Qty.
854-40195	HT6ASCT	HT6ASCT	Category 6A Shielded Jack Termination Tool	1

Use **Part No.** for ordering and **Type** for specification purposes.

Modular Jacks

When using HellermannTyton's modular jacks, patch panels and patch cords with approved horizontal cables, the GigaBand® Category 6 and MegaBand® Category 5e systems far exceed the TIA requirements for structured cabling systems.

HellermannTyton's modular jacks are an integral part of the Category 6 and Category 5e systems, offering quality, versatility and reliability.

Quality

- Standard keystone style interface
- RJ45 terminated to a 110 IDC PCB connector
- Jack life up to 1,000 insertions
- Contact set constructed of phosphor bronze material with 50 micro-inch gold plating
- Components manufactured from UL94V-0 thermoplastic material
- Unique strain relief design secures cable terminations
- Innovative crosstalk cancellation technology – ten internal contacts (two extra to cancel out crosstalk) and eight external contacts in standard configuration to accept industry standard patch cords
- Staggered contacts provide superior performance

Versatility

- Configured with both TIA 568A and 568B wiring schemes
- IDC accepts 22-26 AWG solid twisted-pair cable
- Available in 12 colors to match any faceplate or color-coding identification
- Palm tool available for easy on-site installation

Reliability

- RJ45 jacks are factory tested 200 times with an RJ11 plug (4P or 6P) to ensure there is no damage to the contacts
- Each jack is individually tested three times to ensure quality performance
- IDC is factory tested to 50 terminations



Cable strain relief



Patented crosstalk cancellation technology



W (White) FW (Office White) I (Ivory) GRY (Gray) BLK (Black) YEL (Yellow) ORN (Orange) BRN (Brown) BLU (Blue) GRN (Green) VIO (Violet) RED (Red)

Category 6 GigaBand® Flush Jacks

HellermannTyton's GigaBand flush Category 6 modular jack is designed to "future proof" installations. Its patented design uses innovative crosstalk-cancellation technology. The performance of the GigaBand system provides significant margin over TIA Category 6 (ANSI/TIA-568-C.1) and ISO Class E (ISO/IEC-11801, 2nd edition) requirements. The GigaBand system will easily support applications such as Gigabit Ethernet. **ETL tested and approved for Category 6 Component Compliance.**

Product Selection						
Article No.	Part No.	Type	Description	Color	Pkg. Qty.	Carton Qty.
852-25064	RJ45FC6-BLK	RJ45FC6	Category 6 Flush Mount Keystone Jack	Black	1	50
852-25065	RJ45FC6-BLU	RJ45FC6	Category 6 Flush Mount Keystone Jack	Blue	1	50
852-25069	RJ45FC6-FW	RJ45FC6	Category 6 Flush Mount Keystone Jack	Office White	1	50
852-25070	RJ45FC6-GRN	RJ45FC6	Category 6 Flush Mount Keystone Jack	Green	1	50
852-25071	RJ45FC6-GRY	RJ45FC6	Category 6 Flush Mount Keystone Jack	Gray	1	50
852-25072	RJ45FC6-I	RJ45FC6	Category 6 Flush Mount Keystone Jack	Ivory	1	50
852-25073	RJ45FC6-ORN	RJ45FC6	Category 6 Flush Mount Keystone Jack	Orange	1	50
852-25074	RJ45FC6-RED	RJ45FC6	Category 6 Flush Mount Keystone Jack	Red	1	50
852-25080	RJ45FC6-VIO	RJ45FC6	Category 6 Flush Mount Keystone Jack	Violet	1	50
852-25081	RJ45FC6-W	RJ45FC6	Category 6 Flush Mount Keystone Jack	White	1	50
852-25082	RJ45FC6-YEL	RJ45FC6	Category 6 Flush Mount Keystone Jack	Yellow	1	50
852-25067	RJ45FC6-BRN	RJ45FC6	Category 6 Flush Mount Keystone Jack	Brown	1	50



Use **Part No.** for ordering and **Type** for specification purposes. 1 PIPT palm tool included in each carton of 50. For bulk packaging, order Bulk Modular Jacks on following page. Refer to appendix for installation instructions and wiring diagram for modular jacks.



Category 6 Bulk Modular Jacks

HellermannTyton offers selected flush mount keystone jacks in bulk packs of 50. The bulk pack includes convenient partitions for each jack and includes the palm installation tool and strain relief ties.



Product Selection

Article No.	Part No.	Type	Description	Color	Pkg. Qty.	Carton Qty.
852-25062	RJ45FC6B-BLU	RJ45FC6	Category 6 Flush Mount Keystone Jack Bulk Pack	Blue	50	1
852-25085	RJ45FC6B-FW	RJ45FC6	Category 6 Flush Mount Keystone Jack Bulk Pack	Office White	50	1
852-25063	RJ45FC6B-I	RJ45FC6	Category 6 Flush Mount Keystone Jack Bulk Pack	Ivory	50	1
852-25066	RJ45FC6B-ORN	RJ45FC6	Category 6 Flush Mount Keystone Jack Bulk Pack	Orange	50	1
852-25068	RJ45FC6B-W	RJ45FC6	Category 6 Flush Mount Keystone Jack Bulk Pack	White	50	1

Use **Part No.** for ordering and **Type** for specification purposes. Refer to appendix for installation instructions and wiring diagram for modular jacks.



Category 6 Shielded Modular Jack

HellermannTyton's shielded Category 6 modular jack is designed to support your shielded installation needs. Its design includes HellermannTyton's innovative 10-pin technology which helps to guarantee superior performance while exceeding the TIA Category 6 standard. All eight terminations are made at once using our hand termination tool (HT6ASCT), which helps ensure quality and consistency of the connections. Once terminated, jacks are compatible with shielded modular patch panels (PP24MOD6AS and PP24SMOD6AS) and modular faceplates (FPM-X and inserts). See pages 46 and 60.



Product Selection

Article No.	Part No.	Type	Description	Color	Pkg. Qty.
852-25086	RJ45FC6S	RJ45FC6S	Category 6 Shielded Jack	Mill Finish	1

Use **Part No.** for ordering and **Type** for specification purposes.

Category 5e MegaBand® Modular Jacks

The MegaBand flush mount Category 5e modular jack offers exceptional performance that will support Gigabit Ethernet and 622 Mbps ATM applications with complete reliability. This Category 5e jack meets and exceeds the requirements of ANSI/TIA-568-C.

Product Selection						
Article No.	Part No.	Type	Description	Color	Pkg. Qty.	Carton Qty.
852-25036	RJ45FC5E-BLK	RJ45FC5E	Category 5e Flush Mount Keystone Jack	Black	1	50
852-25037	RJ45FC5E-BLU	RJ45FC5E	Category 5e Flush Mount Keystone Jack	Blue	1	50
852-25040	RJ45FC5E-BRN	RJ45FC5E	Category 5e Flush Mount Keystone Jack	Brown	1	50
852-25044	RJ45FC5E-FW	RJ45FC5E	Category 5e Flush Mount Keystone Jack	Office White	1	50
852-25045	RJ45FC5E-GRN	RJ45FC5E	Category 5e Flush Mount Keystone Jack	Green	1	50
852-25046	RJ45FC5E-GRY	RJ45FC5E	Category 5e Flush Mount Keystone Jack	Gray	1	50
852-25047	RJ45FC5E-I	RJ45FC5E	Category 5e Flush Mount Keystone Jack	Ivory	1	50
852-25048	RJ45FC5E-ORN	RJ45FC5E	Category 5e Flush Mount Keystone Jack	Orange	1	50
852-25049	RJ45FC5E-RED	RJ45FC5E	Category 5e Flush Mount Keystone Jack	Red	1	50
852-25059	RJ45FC5E-VIO	RJ45FC5E	Category 5e Flush Mount Keystone Jack	Violet	1	50
852-25060	RJ45FC5E-W	RJ45FC5E	Category 5e Flush Mount Keystone Jack	White	1	50
852-25061	RJ45FC5E-YEL	RJ45FC5E	Category 5e Flush Mount Keystone Jack	Yellow	1	50



Use **Part No.** for ordering and **Type** for specification purposes. 1 PIPT palm tool included in each carton of 50. For bulk packaging, order Bulk Modular Jacks on following page. Refer to appendix for installation instructions and wiring diagram for modular jacks.



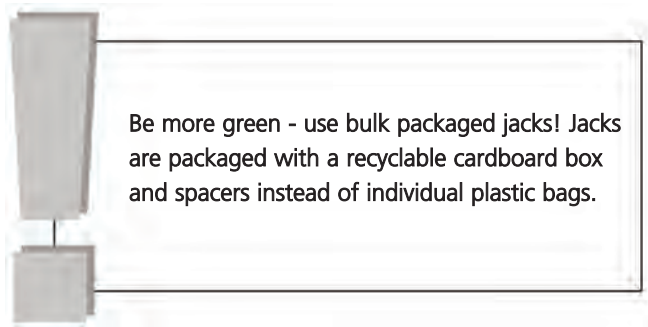
Category 5e Bulk Modular Jacks

HellermannTyton offers selected flush mount keystone jacks in bulk packs of 50. The bulk pack includes convenient partitions for each jack and includes the palm installation tool and strain relief ties.



Product Selection						
Article No.	Part No.	Type	Description	Color	Pkg. Qty.	Carton Qty.
852-25030	RJ45FC5EB-BLU	RJ45FC5E	Category 5e Flush Mount Keystone Jack Bulk Pack	Blue	50	1
852-25038	RJ45FC5EB-ORN	RJ45FC5E	Category 5e Flush Mount Keystone Jack Bulk Pack	Orange	50	1
852-25039	RJ45FC5EB-RED	RJ45FC5E	Category 5e Flush Mount Keystone Jack Bulk Pack	Red	50	1
852-25042	RJ45FC5EB-W	RJ45FC5E	Category 5e Flush Mount Keystone Jack Bulk Pack	White	50	1
852-25032	RJ45FC5EB-FW	RJ45FC5E	Category 5e Flush Mount Keystone Jack Bulk Pack	Office White	50	1
852-25031	RJ45FC5EB-I	RJ45FC5E	Category 5e Flush Mount Keystone Jack Bulk Pack	Ivory	50	1
852-25033	RJ45FC5EB-GRN	RJ45FC5E	Category 5e Flush Mount Keystone Jack Bulk Pack	Green	50	1
852-25034	RJ45FC5EB-GRY	RJ45FC5E	Category 5e Flush Mount Keystone Jack Bulk Pack	Gray	50	1

Use **Part No.** for ordering and **Type** for specification purposes. Refer to appendix for installation instructions and wiring diagram for modular jacks.



Category 3 Modular Jacks

Offered in three styles, HellermannTyton's Category 3 jacks are designed to give the maximum performance in Category 3 applications. Available in an eight position, eight conductor 568A/B connector or USOC connector and a six position, six conductor USOC connector, they ensure the most reliable connection for voice and data applications. The six position jack can be wired as an RJ11C (1 pair), RJ14C (2 pair), or RJ25C (3 pair) configuration.

Product Selection						
Article No.	Part No.	Type	Description	Color	Pkg. Qty.	Carton Qty.
Category 3 - 6P6C RJ11 USOC						
852-25003	RJ11FC3-BLK	RJ11FC3	Category 3 - 6P6C RJ11 USOC Flush Mount Keystone Jack	Black	1	50
852-25004	RJ11FC3-BLU	RJ11FC3	Category 3 - 6P6C RJ11 USOC Flush Mount Keystone Jack	Blue	1	50
852-25005	RJ11FC3-BRN	RJ11FC3	Category 3 - 6P6C RJ11 USOC Flush Mount Keystone Jack	Brown	1	50
852-25006	RJ11FC3-FW	RJ11FC3	Category 3 - 6P6C RJ11 USOC Flush Mount Keystone Jack	Office White	1	50
852-25007	RJ11FC3-GRN	RJ11FC3	Category 3 - 6P6C RJ11 USOC Flush Mount Keystone Jack	Green	1	50
852-25008	RJ11FC3-GRY	RJ11FC3	Category 3 - 6P6C RJ11 USOC Flush Mount Keystone Jack	Gray	1	50
852-25009	RJ11FC3-I	RJ11FC3	Category 3 - 6P6C RJ11 USOC Flush Mount Keystone Jack	Ivory	1	50
852-25011	RJ11FC3-RED	RJ11FC3	Category 3 - 6P6C RJ11 USOC Flush Mount Keystone Jack	Red	1	50
852-25012	RJ11FC3-VIO	RJ11FC3	Category 3 - 6P6C RJ11 USOC Flush Mount Keystone Jack	Violet	1	50
852-25013	RJ11FC3-W	RJ11FC3	Category 3 - 6P6C RJ11 USOC Flush Mount Keystone Jack	White	1	50
852-25014	RJ11FC3-YEL	RJ11FC3	Category 3 - 6P6C RJ11 USOC Flush Mount Keystone Jack	Yellow	1	50
852-25010	RJ11FC3-ORN	RJ11FC3	Category 3 - 6P6C RJ11 USOC Flush Mount Keystone Jack	Orange	1	50
Category 3 - 8P8C RJ45 USOC						
852-25087	RJ45FC3U-BLK	RJ45FC3	Category 3 - 8P8C RJ45 USOC Flush Mount Keystone Jack	Black	1	50
852-25088	RJ45FC3U-FW	RJ45FC3	Category 3 - 8P8C RJ45 USOC Flush Mount Keystone Jack	Office White	1	50
852-25089	RJ45FC3U-I	RJ45FC3	Category 3 - 8P8C RJ45 USOC Flush Mount Keystone Jack	Ivory	1	50
852-25090	RJ45FC3U-W	RJ45FC3	Category 3 - 8P8C RJ45 USOC Flush Mount Keystone Jack	White	1	50
Category 3 - 8P8C RJ45						
852-25016	RJ45FC3-BLK	RJ45FC3	Category 3 - 8P8C RJ45 568A/B Flush Mount Keystone Jack	Black	1	50
852-25020	RJ45FC3-FW	RJ45FC3	Category 3 - 8P8C RJ45 568A/B Flush Mount Keystone Jack	Office White	1	50
852-25022	RJ45FC3-GRY	RJ45FC3	Category 3 - 8P8C RJ45 568A/B Flush Mount Keystone Jack	Gray	1	50
852-25023	RJ45FC3-I	RJ45FC3	Category 3 - 8P8C RJ45 568A/B Flush Mount Keystone Jack	Ivory	1	50
852-25024	RJ45FC3-ORN	RJ45FC3	Category 3 - 8P8C RJ45 568A/B Flush Mount Keystone Jack	Orange	1	50
852-25025	RJ45FC3-RED	RJ45FC3	Category 3 - 8P8C RJ45 568A/B Flush Mount Keystone Jack	Red	1	50
852-25026	RJ45FC3-VIO	RJ45FC3	Category 3 - 8P8C RJ45 568A/B Flush Mount Keystone Jack	Violet	1	50
852-25027	RJ45FC3-W	RJ45FC3	Category 3 - 8P8C RJ45 568A/B Flush Mount Keystone Jack	White	1	50
852-25028	RJ45FC3-YEL	RJ45FC3	Category 3 - 8P8C RJ45 568A/B Flush Mount Keystone Jack	Yellow	1	50
852-25018	RJ45FC3-BRN	RJ45FC3	Category 3 - 8P8C RJ45 568A/B Flush Mount Keystone Jack	Brown	1	50
852-25017	RJ45FC3-BLU	RJ45FC3	Category 3 - 8P8C RJ45 568A/B Flush Mount Keystone Jack	Blue	1	50
852-25021	RJ45FC3-GRN	RJ45FC3	Category 3 - 8P8C RJ45 568A/B Flush Mount Keystone Jack	Green	1	50

Use **Part No.** for ordering and **Type** for specification purposes. Reference appendix for installation instructions and wiring diagram for modular jacks.



W (White) FW (Office White) I (Ivory) GRY (Gray) BLK (Black) YEL (Yellow) ORN (Orange) BRN (Brown) BLU (Blue) GRN (Green) VIO (Violet) RED (Red)

Category 3 Bulk Modular Jacks

HellermannTyton offers selected flush mount keystone jacks in bulk packs of 50. The bulk pack includes convenient partitions for each jack and includes the palm installation tool and strain relief ties.



Product Selection						
Article No.	Part No.	Type	Description	Color	Pkg. Qty.	Carton Qty.
852-25015	RJ45FC3B-I	RJ45FC3	Category 3 - 8P8C RJ45 Flush Mount Keystone Jack	Ivory	50	1

Use **Part No.** for ordering and **Type** for specification purposes. Refer to appendix for installation instructions and wiring diagram for modular jacks.



Punch Down Installation Palm Tool

To expedite jack installation, HellermannTyton provides a useful palm tool that fits ergonomically in the hand to ease the punch down process of modular jacks and individual ports in the AlphaSnap patch panels. One tool is also included in each box of 50 modular jacks.



Product Selection			
Article No.	Part No.	Type	Description
854-40073	PIPT	PIPT	Punch Down Installation Palm Tool

Use **Part No.** for ordering and **Type** for specification purposes.

Shuttered Jacks - Single Outlet

HellermannTyton's shuttered jacks offer exceptional performance. Three configurations are available: preassembled with Category 6 jacks, preassembled with Category 5e jacks, or a blank insert that accepts all HellermannTyton keystone jack configurations.

Two single outlets fit into the single gang shuttered faceplate. Its patented slide-label system creates a clean appearance. The shutter keeps dirt and dust out when not in use and prevents accidental insertion of an object. Shuttered jacks must be used with HellermannTyton's shuttered jack faceplates. **Jacks are ETL tested and approved for Category 6 Component Compliance.**



Product Selection				
Article No.	Part No.	Type	Description	Pkg. Qty.
854-40091	RJ45SKI-FW	RJ45SKI	RJ45 Shuttered Keystone Insert	1
852-05471	RJ45SC6-FW	RJ45SC6	Category 6 Single Outlet Shuttered Jack	1
852-05470	RJ45SC5E-FW	RJ45SC5E	Category 5e Single Outlet Shuttered Jack	1

Use **Part No.** for ordering and **Type** for specification purposes. Only available in office white.
Must be used with FPSHUT-FW or FPHSHUT-FW faceplates.



Shuttered Jacks - Triple Outlet

HellermannTyton's shuttered jacks offer exceptional Category 6 or Category 5e performance. Incorporating three individual modules, one triple outlet fits into the single gang shuttered faceplate. Its patented slide-label system creates a clean appearance. The shutter keeps dirt and dust out when not in use and prevents accidental insertion of an object. Shuttered jacks must be used with HellermannTyton's shuttered jack faceplates. Triple outlet modules are also interchangeable with HellermannTyton's AlphaSnap patch panel modules. **ETL tested and approved for Category 6 Component Compliance.**



Product Selection				
Article No.	Part No.	Type	Description	Pkg. Qty.
852-05469	RJ45S3C6-FW	RJ45S3C6	Category 6 Triple Outlet Shuttered Jack	1
852-05468	RJ45S3C5E-FW	RJ45S3C5E	Category 5e Triple Outlet Shuttered Jack	1

Use **Part No.** for ordering and **Type** for specification purposes. Only available in office white.
Must be used with FPSHUT-FW or FPHSHUT-FW faceplates.



Inserts for Shuttered Faceplates

HellermannTyton's angled insert snaps into the shuttered faceplate to provide for a quick-and-easy installation and allows two single outlets or one triple outlet in a single gang faceplate. This optimizes the space available and also relieves cable stress by providing a smooth slope for the cable. Two sizes of blank inserts are available. When using a single outlet in the faceplate, choose either 1 x 1U or 2 x 0.5U inserts.



Product Selection				
Article No.	Part No.	Type	Description	Pkg. Qty.
854-35343	FP5BLANK-FW	FP5BLANK	0.5U Blank Insert	1
854-35342	FP1BLANK-FW	FP1BLANK	1U Blank Insert	1

Use **Part No.** for ordering and **Type** for specification purposes.
Must be used with FPSHUT-FW or FPHSHUT-FW faceplates.

Category 5e Inter-Lock Outlet

HellermannTyton's Category 5e Inter-Lock outlet provides a quick-and-effective method of controlling network access. Used with HellermannTyton single gang shuttered faceplates, the Inter-Lock outlet is easy to use. A simple turn of the key is all it takes to enable or disable LAN access by cutting off electrical connection to the orange wire, pin #2. Supplied with two keys per outlet, the key cannot be removed while in the "on" position. All locks are keyed the same.



Product Selection				
Article No.	Part No.	Type	Description	Pkg. Qty.
852-05467	RJ45LC5E-FW	RJ45LC5E	Category 5e Inter-Lock Outlet	1

Use **Part No.** for ordering and **Type** for specification purposes. Only available in office white.
Must be used with FPSHUT-FW or FPHSHUT-FW faceplates.

Horizontal and Vertical Shuttered Jack Faceplates

HellermannTyton's shuttered jack faceplates are available in both horizontal and vertical styles. Designed to be used with shuttered jacks, HellermannTyton's shuttered jack faceplates can fit up to two single outlets or one triple outlet. If a single faceplate is used, options for a 1U or .5U blank insert are available. HellermannTyton's shuttered jack faceplates include an adhesive sticker for easy identification. Horizontal shuttered jack faceplates are designed to be used with HellermannTyton's surface raceway systems.

Product Selection				
Article No.	Part No.	Type	Description	Pkg. Qty.
854-35344	FPHSHUT-FW	FPHSHUT	Horizontal Shuttered Jack Faceplate	1
854-35381	FPSHUT-FW	FPSHUT	Vertical Shuttered Jack Faceplate	1

Use **Part No.** for ordering and **Type** for specification purposes. Only available in office white.



Faceplates

HellermannTyton faceplates are highly versatile as they accept any HellermannTyton modular keystone jack or insert. A wide range of styles are offered to accommodate the many possible voice and data combinations. Available in up to six colors, as well as stainless steel, HellermannTyton faceplates are designed to be aesthetically pleasing in current and future workstation environments.

Single Gang Standard Flush Mount Faceplates

HellermannTyton standard faceplates are easily configured, allowing for additions, deletions or changes to connections. This smooth finish, flush mount faceplate enables quick and easy installations. Offered in single gang and dual gang styles, HellermannTyton standard faceplates are offered in 1, 2, 3, 4, 6 and 12 port configurations.

HellermannTyton's line of adhesive labels can be used for identification. All faceplates come with color-matched mounting screws.

Product Selection						
Article No.	Part No.	Type	Description	Color	Pkg. Qty.	Carton Qty.
854-39392	FPBLANK-FW	FPBLANK	Blank - Standard Single Gang	Office White	1	10
854-39390	FPBLANK-W	FPBLANK	Blank - Standard Single Gang	White	1	10
854-39391	FPBLANK-I	FPBLANK	Blank - Standard Single Gang	Ivory	1	10
854-39307	FPSINGLE-FW	FPSINGLE	One Port - Standard Single Gang	Office White	1	10
854-39311	FPSINGLE-W	FPSINGLE	One Port - Standard Single Gang	White	1	10
854-39309	FPSINGLE-I	FPSINGLE	One Port - Standard Single Gang	Ivory	1	10
854-39306	FPSINGLE-BK	FPSINGLE	One Port - Standard Single Gang	Black	1	10
854-39305	FPSINGLE-B	FPSINGLE	One Port - Standard Single Gang	Brown	1	10
854-39308	FPSINGLE-GRY	FPSINGLE	One Port - Standard Single Gang	Gray	1	10
854-39235	FPDUAL-FW	FPDUAL	Two Port - Standard Single Gang	Office White	1	10
854-39239	FPDUAL-W	FPDUAL	Two Port - Standard Single Gang	White	1	10
854-39237	FPDUAL-I	FPDUAL	Two Port - Standard Single Gang	Ivory	1	10
854-39234	FPDUAL-BK	FPDUAL	Two Port - Standard Single Gang	Black	1	10
854-39233	FPDUAL-B	FPDUAL	Two Port - Standard Single Gang	Brown	1	10
854-39236	FPDUAL-GRY	FPDUAL	Two Port - Standard Single Gang	Gray	1	10
854-39322	FPTRIPLE-FW	FPTRIPLE	Three Port - Standard Single Gang	Office White	1	10
854-39326	FPTRIPLE-W	FPTRIPLE	Three Port - Standard Single Gang	White	1	10
854-39324	FPTRIPLE-I	FPTRIPLE	Three Port - Standard Single Gang	Ivory	1	10
854-39321	FPTRIPLE-BK	FPTRIPLE	Three Port - Standard Single Gang	Black	1	10
854-39320	FPTRIPLE-B	FPTRIPLE	Three Port - Standard Single Gang	Brown	1	10
854-39323	FPTRIPLE-GRY	FPTRIPLE	Three Port - Standard Single Gang	Gray	1	10
854-39285	FPQUAD-FW	FPQUAD	Four Port - Standard Single Gang	Office White	1	10
854-39289	FPQUAD-W	FPQUAD	Four Port - Standard Single Gang	White	1	10
854-39287	FPQUAD-I	FPQUAD	Four Port - Standard Single Gang	Ivory	1	10
854-39284	FPQUAD-BK	FPQUAD	Four Port - Standard Single Gang	Black	1	10
854-39283	FPQUAD-B	FPQUAD	Four Port - Standard Single Gang	Brown	1	10
854-39286	FPQUAD-GRY	FPQUAD	Four Port - Standard Single Gang	Gray	1	10
854-39315	FPSIX-FW	FPSIX	Six Port - Standard Single Gang	Office White	1	10
854-39319	FPSIX-W	FPSIX	Six Port - Standard Single Gang	White	1	10
854-39317	FPSIX-I	FPSIX	Six Port - Standard Single Gang	Ivory	1	10
854-39314	FPSIX-BK	FPSIX	Six Port - Standard Single Gang	Black	1	10
854-39313	FPSIX-B	FPSIX	Six Port - Standard Single Gang	Brown	1	10
854-39316	FPSIX-GRY	FPSIX	Six Port - Standard Single Gang	Gray	1	10

Use **Part No.** for ordering and **Type** for specification purposes.




Dual Gang Flush Mount Faceplates

Product Selection

Article No.	Part No.	Type	Description	Color	Pkg. Qty.	Carton Qty.
854-39229	FPDGSIX-FW	FPDGSIX	Six Port - Standard Dual Gang	Office White	1	7
854-39232	FPDGSIX-W	FPDGSIX	Six Port - Standard Dual Gang	White	1	7
854-39230	FPDGSIX-I	FPDGSIX	Six Port - Standard Dual Gang	Ivory	1	7
854-39224	FPDG12-FW	FPDG12	Twelve Port - Standard Dual Gang	Office White	1	7
854-39227	FPDG12-W	FPDG12	Twelve Port - Standard Dual Gang	White	1	7
854-39225	FPDG12-I	FPDG12	Twelve Port - Standard Dual Gang	Ivory	1	7

Use **Part No.** for ordering and **Type** for specification purposes.



Identification Faceplates

HellermannTyton also offers faceplates with identification windows. These flush keystone faceplates are available in 1, 2, 3, 4 and 6 port. Also, available is an angled 2-port faceplate that reduces cable stress. All identification faceplates come with mounting screws and identification windows. HellermannTyton's line of adhesive labels can be used in conjunction with these faceplates.



Product Selection

Article No.	Part No.	Type	Description	Color	Pkg. Qty.	Carton Qty.
854-39259	FPISINGLE-FW	FPISINGLE	One Port - Single Gang w/ ID Windows	Office White	1	10
854-39261	FPISINGLE-W	FPISINGLE	One Port - Single Gang w/ ID Windows	White	1	10
854-39260	FPISINGLE-I	FPISINGLE	One Port - Single Gang w/ ID Windows	Ivory	1	10
854-39240	FPIDUAL-FW	FPIDUAL	Two Port - Single Gang w/ ID Windows	Office White	1	10
854-39242	FPIDUAL-W	FPIDUAL	Two Port - Single Gang w/ ID Windows	White	1	10
854-39241	FPIDUAL-I	FPIDUAL	Two Port - Single Gang w/ ID Windows	Ivory	1	10
854-39221	FP45DUAL-FW	FP45DUAL	Two Port - Angled Faceplate w/ ID Windows	Office White	1	10
854-39223	FP45DUAL-W	FP45DUAL	Two Port - Angled Faceplate w/ ID Windows	White	1	10
854-39222	FP45DUAL-I	FP45DUAL	Two Port - Angled Faceplate w/ ID Windows	Ivory	1	10
854-39265	FPITRIPLE-FW	FPITRIPLE	Three Port - Single Gang w/ ID Windows	Office White	1	10
854-39267	FPITRIPLE-W	FPITRIPLE	Three Port - Single Gang w/ ID Windows	White	1	10
854-39266	FPITRIPLE-I	FPITRIPLE	Three Port - Single Gang w/ ID Windows	Ivory	1	10
854-39255	FPIQUAD-FW	FPIQUAD	Four Port - Single Gang w/ ID Windows	Office White	1	10
854-39258	FPIQUAD-W	FPIQUAD	Four Port - Single Gang w/ ID Windows	White	1	10
854-39257	FPIQUAD-I	FPIQUAD	Four Port - Single Gang w/ ID Windows	Ivory	1	10
854-39256	FPIQUAD-GRY	FPIQUAD	Four Port - Single Gang w/ ID Windows	Gray	1	10
854-39262	FPISIX-FW	FPISIX	Six Port - Single Gang w/ ID Windows	Office White	1	10
854-39264	FPISIX-W	FPISIX	Six Port - Single Gang w/ ID Windows	White	1	10
854-39263	FPISIX-I	FPISIX	Six Port - Single Gang w/ ID Windows	Ivory	1	10


Use **Part No.** for ordering and **Type** for specification purposes.



Midsized Faceplates

HellermannTyton midsized faceplates are perfect for installations where the opening is larger than normal, allowing for additions, deletions or changes to connections. This smooth finish, flush mount faceplate enables quick-and-easy installations and is offered in single gang 1, 2, 3, 4 and 6 port configurations. Dimensions: 4.8" x 3.1".

HellermannTyton's line of adhesive labels can be used for identification. All faceplates come with color-matched mounting screws.



Product Selection						
Article No.	Part No.	Type	Description	Color	Pkg. Qty.	Carton Qty.
854-39274	FPMSINGLE-FW	FPMSINGLE	One Port - Midsized Single Gang Flush Mount Faceplate	Office White	1	10
854-39276	FPMSINGLE-W	FPMSINGLE	One Port - Midsized Single Gang Flush Mount Faceplate	White	1	10
854-39275	FPMSINGLE-I	FPMSINGLE	One Port - Midsized Single Gang Flush Mount Faceplate	Ivory	1	10
854-39268	FPMQUAD-FW	FPMQUAD	Two Port - Midsized Single Gang Flush Mount Faceplate	Office White	1	10
854-39270	FPMQUAD-W	FPMQUAD	Two Port - Midsized Single Gang Flush Mount Faceplate	White	1	10
854-39269	FPMQUAD-I	FPMQUAD	Two Port - Midsized Single Gang Flush Mount Faceplate	Ivory	1	10
854-39280	FPMTRIPLE-FW	FPMTRIPLE	Three Port - Midsized Single Gang Flush Mount Faceplate	Office White	1	10
854-39282	FPMTRIPLE-W	FPMTRIPLE	Three Port - Midsized Single Gang Flush Mount Faceplate	White	1	10
854-39281	FPMTRIPLE-I	FPMTRIPLE	Three Port - Midsized Single Gang Flush Mount Faceplate	Ivory	1	10
854-39271	FPMQUAD-FW	FPMQUAD	Four Port - Midsized Single Gang Flush Mount Faceplate	Office White	1	10
854-39273	FPMQUAD-W	FPMQUAD	Four Port - Midsized Single Gang Flush Mount Faceplate	White	1	10
854-39272	FPMQUAD-I	FPMQUAD	Four Port - Midsized Single Gang Flush Mount Faceplate	Ivory	1	10
854-39277	FPMSIX-FW	FPMSIX	Six Port - Midsized Single Gang Flush Mount Faceplate	Office White	1	10
854-39279	FPMSIX-W	FPMSIX	Six Port - Midsized Single Gang Flush Mount Faceplate	White	1	10
854-39278	FPMSIX-I	FPMSIX	Six Port - Midsized Single Gang Flush Mount Faceplate	Ivory	1	10

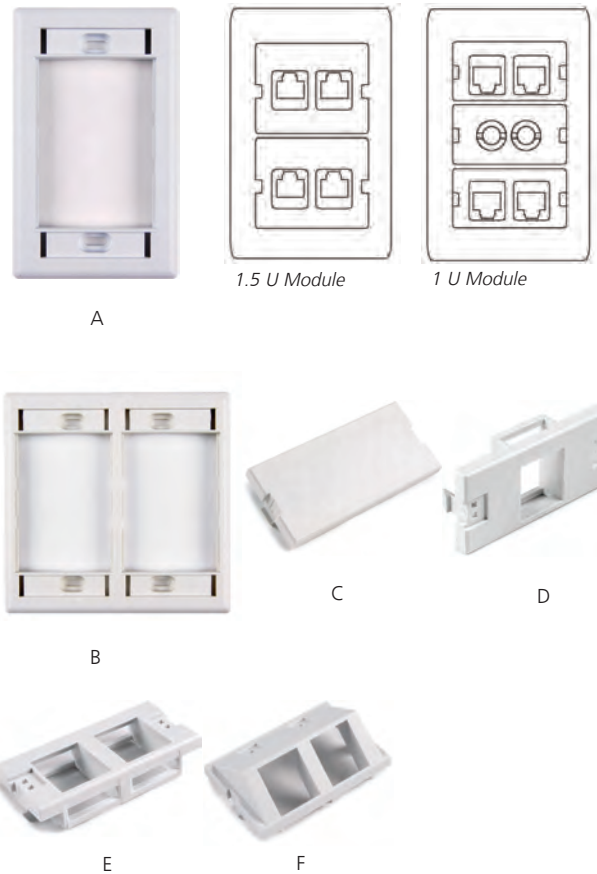
Use **Part No.** for ordering and **Type** for specification purposes.



Modular Faceplates

HellermannTyton's line of modular faceplates provides a great amount of flexibility. Offered in single gang or dual gang styles, these faceplates can be used with flush or angled modules. Up to four angled outlets can be installed in a single gang faceplate, providing an efficient solution for high-capacity applications.

- Standard keystone style interface
- Single gang faceplate will accept 3U of inserts
- Dual gang faceplate will accept 6U of inserts
- One icon ring of the same color consisting of five data, five voice and six blanks are included with each bag of inserts
- Faceplate inserts can be loaded and unloaded from the front
- Icons provide a smooth, flush appearance on faceplate



Product Selection							
Article No.	Part No.	Type	Description	Height in Units	Color	Pkg. Qty.	Image
854-35362	FPM-FW	FPM	Modular Faceplate	–	Office White	1	A
854-35380	FPM-W	FPM	Modular Faceplate	–	White	1	
854-35363	FPM-I	FPM	Modular Faceplate	–	Ivory	1	
854-35359	FPMDG-FW	FPMDG	Modular Faceplate - Dual Gang	–	Office White	1	B
854-35361	FPMDG-W	FPMDG	Modular Faceplate - Dual Gang	–	White	1	
854-35360	FPMDG-I	FPMDG	Modular Faceplate - Dual Gang	–	Ivory	1	
854-35368	FPMIB-FW	FPMIB	Blank Insert	1U	Office White	3	C
854-35370	FPMIB-W	FPMIB	Blank Insert	1U	White	3	
854-35369	FPMIB-I	FPMIB	Blank Insert	1U	Ivory	3	
854-35377	FPMIFS-FW	FPMIFS	Single Port Insert with Icons	1U	Office White	3	D
854-35379	FPMIFS-W	FPMIFS	Single Port Insert with Icons	1U	White	3	
854-35378	FPMIFS-I	FPMIFS	Single Port Insert with Icons	1U	Ivory	3	
854-35374	FPMIFD-FW	FPMIFD	Dual Port Insert with Icons	1U	Office White	3	E
854-35376	FPMIFD-W	FPMIFD	Dual Port Insert with Icons	1U	White	3	
854-35375	FPMIFD-I	FPMIFD	Dual Port Insert with Icons	1U	Ivory	3	
854-35364	FPMIAD15-FW	FPMIAD15	Angled Dual Port Insert with Icons	1.5U	Office White	2	F
854-35366	FPMIAD15-W	FPMIAD15	Angled Dual Port Insert with Icons	1.5U	White	2	
854-35365	FPMIAD15-I	FPMIAD15	Angled Dual Port Insert with Icons	1.5U	Ivory	2	

Use **Part No.** for ordering and **Type** for specification purposes.



Modular Faceplate Icons

Available in the same twelve colors as the modular jacks, HellermannTyton's icons are ideal for identifying the modular faceplates. They are offered in rings of 16 icons with six rings in a bag. Each ring contains five voice icons, five data icons and six blank icons.



Product Selection					
Article No.	Part No.	Type	Description	Color	Pkg. Qty.
854-35345	FPICONC-BLK	FPICONC	Modular Faceplate Icon Ring - 5 Voice, 5 Data, 6 Blank	Black	96 pcs.
854-35346	FPICONC-BLU	FPICONC	Modular Faceplate Icon Ring - 5 Voice, 5 Data, 6 Blank	Blue	96 pcs.
854-35347	FPICONC-BRN	FPICONC	Modular Faceplate Icon Ring - 5 Voice, 5 Data, 6 Blank	Brown	96 pcs.
854-35348	FPICONC-FW	FPICONC	Modular Faceplate Icon Ring - 5 Voice, 5 Data, 6 Blank	Office White	96 pcs.
854-35349	FPICONC-GRN	FPICONC	Modular Faceplate Icon Ring - 5 Voice, 5 Data, 6 Blank	Green	96 pcs.
854-35350	FPICONC-GRY	FPICONC	Modular Faceplate Icon Ring - 5 Voice, 5 Data, 6 Blank	Gray	96 pcs.
854-35352	FPICONC-ORN	FPICONC	Modular Faceplate Icon Ring - 5 Voice, 5 Data, 6 Blank	Orange	96 pcs.
854-35353	FPICONC-RED	FPICONC	Modular Faceplate Icon Ring - 5 Voice, 5 Data, 6 Blank	Red	96 pcs.
854-35355	FPICONC-W	FPICONC	Modular Faceplate Icon Ring - 5 Voice, 5 Data, 6 Blank	White	96 pcs.
854-35356	FPICONC-YEL	FPICONC	Modular Faceplate Icon Ring - 5 Voice, 5 Data, 6 Blank	Yellow	96 pcs.
854-35357	FPICONC-I	FPICONC	Modular Faceplate Icon Ring - 5 Voice, 5 Data, 6 Blank	Ivory	96 pcs.

Use **Part No.** for ordering and **Type** for specification purposes.



Horizontal Faceplates

HellermannTyton's line of horizontal faceplates are ideal for use in InfoStream® surface raceway. For applications where raceway is running along the wall, the horizontal faceplates provide proper orientation for jack installation. They are offered in single, dual, triple and quad configurations and are available in colors of ivory, office white and white to match HellermannTyton's raceway. The horizontal faceplates also are equipped with identification windows.

Product Selection						
Article No.	Part No.	Type	Description	Color	Pkg. Qty.	Carton Qty.
854-39249	FPIHSINGLE-FW	FPIHSINGLE	Horizontal Single Port Faceplate	Office White	1	10
854-39251	FPIHSINGLE-W	FPIHSINGLE	Horizontal Single Port Faceplate	White	1	10
854-39250	FPIHSINGLE-I	FPIHSINGLE	Horizontal Single Port Faceplate	Ivory	1	10
854-39243	FPIHDUAL-FW	FPIHDUAL	Horizontal Two Port Faceplate	Office White	1	10
854-39245	FPIHDUAL-W	FPIHDUAL	Horizontal Two Port Faceplate	White	1	10
854-39244	FPIHDUAL-I	FPIHDUAL	Horizontal Two Port Faceplate	Ivory	1	10
854-39252	FPIHTRIPLE-FW	FPIHTRIPLE	Horizontal Three Port Faceplate	Office White	1	10
854-39254	FPIHTRIPLE-W	FPIHTRIPLE	Horizontal Three Port Faceplate	White	1	10
854-39253	FPIHTRIPLE-I	FPIHTRIPLE	Horizontal Three Port Faceplate	Ivory	1	10
854-39246	FPIHQDUAL-FW	FPIHQDUAL	Horizontal Four Port Faceplate	Office White	1	10
854-39248	FPIHQDUAL-W	FPIHQDUAL	Horizontal Four Port Faceplate	White	1	10
854-39247	FPIHQDUAL-I	FPIHQDUAL	Horizontal Four Port Faceplate	Ivory	1	10

Use **Part No.** for ordering and **Type** for specification purposes.



Stainless Steel Faceplates

HellermannTyton offers stainless steel plates for heavy-duty industrial or institutional applications. Offered in 1, 2, 3, 4, or 6 port single gang versions and 4, 6 or 12 port dual gang versions. Also available, a single port phone faceplate - modular jacks sold separately.



Product Selection

Article No.	Part No.	Type	Description	Pkg. Qty.	Carton Qty.
854-39312	FPSINGLE-WPSS	FPSINGLE	Single Port Phone Faceplate	1	10
854-39310	FPSINGLE-SS	FPSINGLE	Single Port Flush Mount Faceplate	1	10
854-39238	FPDUAL-SS	FPDUAL	Two Port Flush Mount Faceplate	1	10
854-39325	FPTRIPLE-SS	FPTRIPLE	Three Port Flush Mount Faceplate	1	10
854-39288	FPQUAD-SS	FPQUAD	Four Port Flush Mount Faceplate	1	10
854-39318	FPSIX-SS	FPSIX	Six Port Flush Mount Faceplate	1	10
854-39228	FPDGQUAD-SS	FPDGQUAD	Four Port Flush Mount Faceplate - Dual Gang	1	7
854-39231	FPDGSIX-SS	FPDGSIX	Six Port Flush Mount Faceplate - Dual Gang	1	7
854-39226	FPDG12-SS	FPDG12	Twelve Port Flush Mount Faceplate - Dual Gang	1	7

Use **Part No.** for ordering and **Type** for specification purposes.

106 Duplex Faceplates

HellermannTyton offers faceplates designed for power or communications requirements. Offered in single gang or dual gang styles, the 106 duplex faceplate is designed to cover standard electrical outlets. For communications/data applications, these faceplates also have the option of covering a standard 106 duplex mounting frame. Available in 2 port or 4 port, this mounting frame attaches onto electrical outlet boxes, raceway junction boxes or directly onto the wall, allowing telecommunications installations to appear consistent with electrical outlets. The faceplates and mounting frames are all available in three colors to match HellermannTyton's raceway products, junction boxes and jacks.



Product Selection

Article No.	Part No.	Type	Description	Color	Pkg. Qty.	Carton Qty.
854-39209	FP106-FW	FP106	106 Duplex Faceplate	Office White	1	20
854-39220	FP106-W	FP106	106 Duplex Faceplate	White	1	20
854-39210	FP106-I	FP106	106 Duplex Faceplate	Ivory	1	20
854-39206	FP106DG-FW	FP106DG	106 Duplex Faceplate - Dual Gang	Office White	1	10
854-39208	FP106DG-W	FP106DG	106 Duplex Faceplate - Dual Gang	White	1	10
854-39207	FP106DG-I	FP106DG	106 Duplex Faceplate - Dual Gang	Ivory	1	10
854-39217	FP106MF-FW	FP106MF	106 Duplex 2 Port Mounting Frame w/ Faceplate	Office White	1	15
854-39219	FP106MF-W	FP106MF	106 Duplex 2 Port Mounting Frame w/ Faceplate	White	1	15
854-39218	FP106MF-I	FP106MF	106 Duplex 2 Port Mounting Frame w/ Faceplate	Ivory	1	15
854-39211	FP106MF2-FW	FP106MF2	106 Duplex 2 Port Mounting Frame	Office White	1	10
854-39213	FP106MF2-W	FP106MF2	106 Duplex 2 Port Mounting Frame	White	1	10
854-39212	FP106MF2-I	FP106MF2	106 Duplex 2 Port Mounting Frame	Ivory	1	10
854-39214	FP106MF4-FW	FP106MF4	106 Duplex 4 Port Mounting Frame	Office White	1	10
854-39216	FP106MF4-W	FP106MF4	106 Duplex 4 Port Mounting Frame	White	1	10
854-39215	FP106MF4-I	FP106MF4	106 Duplex 4 Port Mounting Frame	Ivory	1	10

Use **Part No.** for ordering and **Type** for specification purposes.

Decorator Faceplates

HellermannTyton offers faceplates designed for power or communications requirements. Offered in single gang or dual gang styles, the decorator faceplate is designed to cover standard electrical outlets. For communications/data applications, these faceplates also can be used to cover a standard decorator mounting frame. These mounting frames attach onto electrical outlet boxes, raceway junction boxes or directly onto the wall, allowing telecommunications installations to appear consistent with electrical outlets. The faceplates and mounting frames are all available in three colors to match HellermannTyton's raceway products, junction boxes and jacks.



Product Selection						
Article No.	Part No.	Type	Description	Color	Pkg. Qty.	Carton Qty.
854-39293	FPR-FW	FPR	Rectangular Decorator Faceplate	Office White	1	15
854-39304	FPR-W	FPR	Rectangular Decorator Faceplate	White	1	15
854-39294	FPR-I	FPR	Rectangular Decorator Faceplate	Ivory	1	15
854-39290	FPRDG-FW	FPRDG	Rectangular Decorator Faceplate - Dual Gang	Office White	1	10
854-39292	FPRDG-W	FPRDG	Rectangular Decorator Faceplate - Dual Gang	White	1	10
854-39291	FPRDG-I	FPRDG	Rectangular Decorator Faceplate - Dual Gang	Ivory	1	10
854-39295	FPRMF2-FW	FPRMF2	Rectangular Decorator 2 Port Mounting Frame	Office White	1	15
854-39297	FPRMF2-W	FPRMF2	Rectangular Decorator 2 Port Mounting Frame	White	1	15
854-39296	FPRMF2-I	FPRMF2	Rectangular Decorator 2 Port Mounting Frame	Ivory	1	15
854-39298	FPRMF3-FW	FPRMF3	Rectangular Decorator 3 Port Mounting Frame	Office White	1	15
854-39300	FPRMF3-W	FPRMF3	Rectangular Decorator 3 Port Mounting Frame	White	1	15
854-39299	FPRMF3-I	FPRMF3	Rectangular Decorator 3 Port Mounting Frame	Ivory	1	15
854-39301	FPRMF4-FW	FPRMF4	Rectangular Decorator 4 Port Mounting Frame	Office White	1	15
854-39303	FPRMF4-W	FPRMF4	Rectangular Decorator 4 Port Mounting Frame	White	1	15
854-39302	FPRMF4-I	FPRMF4	Rectangular Decorator 4 Port Mounting Frame	Ivory	1	15

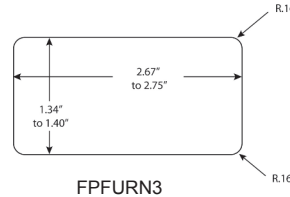
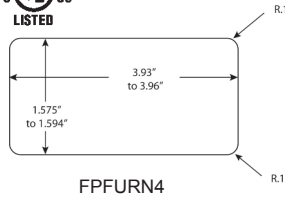
Use **Part No.** for ordering and **Type** for specification purposes.

Modular Furniture Faceplates

HellermannTyton offers a faceplate to fit into the breakout areas of most modular furniture brands including Herman Miller®, Haworth®, HON®, and Steelcase®*. The 3 or 4 port faceplate easily snaps into standard modular furniture openings. It can accommodate HellermannTyton modular jacks and multimedia modules, providing solutions for voice, coax, audio, video and fiber applications. The furniture faceplate ports can be identified with HellermannTyton faceplate labels.

Product Selection					
Article No.	Part No.	Type	Description	Color	Pkg. Qty.
854-39327	FPFURN3-BLK	FPFURN3	3 Port Modular Furniture Faceplate	Black	1
854-39328	FPFURN3-FW	FPFURN3	3 Port Modular Furniture Faceplate	Office White	1
852-39203	FPFURN4-BLK	FPFURN4	4 Port Modular Furniture Faceplate	Black	1
852-39204	FPFURN4-FW	FPFURN4	4 Port Modular Furniture Faceplate	Office White	1

Use **Part No.** for ordering and **Type** for specification purposes. For use with Spirit® Printer - use label with HellermannTyton Part Number: TAGHPP-336. For use with Herman Miller products, use Herman Miller reducer: G1189A. **Herman Miller®, Haworth®, HON®, and Steelcase® are registered trademarks of Herman Miller Inc., Haworth, Inc., HON Technology, Inc., and Steelcase Development Inc., respectively. HellermannTyton Corporation is not affiliated or associated with these companies in any way.



Panel cutout requirements
Maximum panel thickness: .080"

Surface Mount Boxes

The surface mount boxes feature a compact low-profile outline. They are ideal for retrofit situations and where internal wall access may not be obtainable. Designed for use with HellermannTyton's modular jacks and various multimedia modules, the surface mount boxes are easy to install and can be fastened to any surface. Adhesive strips are included to add to ease of installation. The boxes have knockouts on three sides to mate with HellermannTyton's TSR single channel raceway in 3/4" and 1-1/4" widths. The cover snaps on easily and can be removed for adds and changes. The dual port, surface mount box is manufactured as a single port but features a knockout for easy conversion to a two port box. Jack modules sold separately.

Product Selection								
Article No.	Part No.	Type	Description	Color	Height	Width	Depth	Pkg. Qty.
854-35543	SMBDUAL-FW	SMBDUAL	Two Port Surface Mount Box	Office White	1.07"	2.32"	2.78"	1
854-35544	SMBDUAL-I	SMBDUAL	Two Port Surface Mount Box	Ivory	1.07"	2.32"	2.78"	1
854-35545	SMBDUAL-W	SMBDUAL	Two Port Surface Mount Box	White	1.07"	2.32"	2.78"	1
854-39203	SMBQUAD-FW	SMBQUAD	Four Port Surface Mount Box	Office White	1.1"	4.52"	3.27"	1
854-39204	SMBQUAD-I	SMBQUAD	Four Port Surface Mount Box	Ivory	1.1"	4.52"	3.27"	1
854-39205	SMBQUAD-W	SMBQUAD	Four Port Surface Mount Box	White	1.1"	4.52"	3.27"	1
854-39200	SMBSIX-FW	SMBSIX	Six Port Surface Mount Box	Office White	1.26"	6.69"	4.33"	1
854-39201	SMBSIX-I	SMBSIX	Six Port Surface Mount Box	Ivory	1.26"	6.69"	4.33"	1
854-39202	SMBSIX-W	SMBSIX	Six Port Surface Mount Box	White	1.26"	6.69"	4.33"	1

Use **Part No.** for ordering and **Type** for specification purposes.



Multimedia Modules

HellermannTyton provides modules for various types of connectors. Available in three colors, these modules are adaptable to HellermannTyton faceplates, surface mount boxes and modular panels.



ST Fiber Module

SC Fiber Module

Fiber Modules

ST, SC, LC and MTRJ multimode/single mode fiber optic adapter modules insert into HellermannTyton's standard flush wallplates.



LC Duplex Fiber Module

MTRJ Fiber Module

Product Selection					
Article No.	Part No.	Type	Description	Color	Pkg. Qty.
ST Fiber Modules					
854-44227	FIBERINSERT-FW	FIBERINSERT	ST Fiber Module	Office White	1
854-44229	FIBERINSERT-W	FIBERINSERT	ST Fiber Module	White	1
854-44228	FIBERINSERT-I	FIBERINSERT	ST Fiber Module	Ivory	1
SC Fiber Modules					
854-44280	SCINSERT-FW	SCINSERT	SC Fiber Module	Office White	1
854-44282	SCINSERT-W	SCINSERT	SC Fiber Module	White	1
854-44281	SCINSERT-I	SCINSERT	SC Fiber Module	Ivory	1
LC Duplex Fiber Modules					
854-44238	LCINSERT-FW	LCINSERT	LC Duplex Fiber Module	Office White	1
854-44240	LCINSERT-W	LCINSERT	LC Duplex Fiber Module	White	1
854-44239	LCINSERT-I	LCINSERT	LC Duplex Fiber Module	Ivory	1
MTRJ Fiber Modules					
854-44241	MTRJINSERT-FW	MTRJINSERT	MTRJ Fiber Module	Office White	1
854-44243	MTRJINSERT-W	MTRJINSERT	MTRJ Fiber Module	White	1
854-44242	MTRJINSERT-I	MTRJINSERT	MTRJ Fiber Module	Ivory	1

Use **Part No.** for ordering and **Type** for specification purposes.

BNC Connector Modules

Female-to-female BNC connectors are designed to accommodate coaxial cable applications. Use with RG58/RG59, RG62 connectors.



Product Selection					
Article No.	Part No.	Type	Description	Color	Pkg. Qty.
854-44221	BNCINSERT-FW	BNCINSERT	BNC Connector Module	Office White	1
854-44223	BNCINSERT-W	BNCINSERT	BNC Connector Module	White	1
854-44222	BNCINSERT-I	BNCINSERT	BNC Connector Module	Ivory	1
854-44220	BNCINSERT-BK	BNCINSERT	BNC Connector Module	Black	1

Use **Part No.** for ordering and **Type** for specification purposes.



Multimedia Modules *continued*

F Connector Modules

Female-to-female F connector designed to accommodate CATV applications.



Product Selection					
Article No.	Part No.	Type	Description	Color	Pkg. Qty.
854-44235	FINSERT-FW	FINSERT	F Connector Module	Office White	1
854-44237	FINSERT-W	FINSERT	F Connector Module	White	1
854-44236	FINSERT-I	FINSERT	F Connector Module	Ivory	1
854-44233	FINSERT-BK	FINSERT	F Connector Module	Black	1
854-44230	FINSERT-B	FINSERT	F Connector Module	Brown	1
854-44231	FINSERTB-FW	FINSERT	F Connector Module Bulk Pack	Office White	50
854-44234	FINSERTB-W	FINSERT	F Connector Module Bulk Pack	White	50
854-44232	FINSERTB-I	FINSERT	F Connector Module Bulk Pack	Ivory	50

Use **Part No.** for ordering and **Type** for specification purposes.



Blank Insert Module

Designed to cover extra ports in faceplate until future expansion is needed.



Product Selection					
Article No.	Part No.	Type	Description	Color	Pkg. Qty.
854-35253	BLANK-FW	BLANK	Blank Module	Office White	10
854-35255	BLANK-W	BLANK	Blank Module	White	10
854-35254	BLANK-I	BLANK	Blank Module	Ivory	10
854-44217	BLANK-BK	BLANK	Blank Module	Black	10
854-44216	BLANK-B	BLANK	Blank Module	Brown	10
854-44218	BLANK-GRY	BLANK	Blank Module	Gray	10

Use **Part No.** for ordering and **Type** for specification purposes.



Multimedia Modules *continued*

RCA Coupler Modules

For audio and video applications, HellermannTyton offers RCA female couplers, RCA-F connectors, and RCA-110



Product Selection					
Article No.	Part No.	Type	Description	Color	Pkg. Qty.
854-44265	RCAINSERTY-FW	RCAINSERT	RCA Coupler Module with Yellow Stripe	Office White	1
854-44267	RCAINSERTY-W	RCAINSERT	RCA Coupler Module with Yellow Stripe	White	1
854-44266	RCAINSERTY-I	RCAINSERT	RCA Coupler Module with Yellow Stripe	Ivory	1
854-44259	RCAINSERTR-FW	RCAINSERT	RCA Coupler Module with Red Stripe	Office White	1
854-44261	RCAINSERTR-W	RCAINSERT	RCA Coupler Module with Red Stripe	White	1
854-44260	RCAINSERTR-I	RCAINSERT	RCA Coupler Module with Red Stripe	Ivory	1
854-44256	RCAINSERTB-FW	RCAINSERT	RCA Coupler Module with Black Stripe	Office White	1
854-44258	RCAINSERTB-W	RCAINSERT	RCA Coupler Module with Black Stripe	White	1
854-44257	RCAINSERTB-I	RCAINSERT	RCA Coupler Module with Black Stripe	Ivory	1
854-44414	RCAINSERTBLU-FW	RCAINSERT	RCA Coupler Module with Blue Stripe	Office White	1
854-44415	RCAINSERTBLU-W	RCAINSERT	RCA Coupler Module with Blue Stripe	White	1
854-44413	RCAINSERTBLU-I	RCAINSERT	RCA Coupler Module with Blue Stripe	Ivory	1
854-44417	RCAINSERTG-FW	RCAINSERT	RCA Coupler Module with Green Stripe	Office White	1
854-44418	RCAINSERTG-W	RCAINSERT	RCA Coupler Module with Green Stripe	White	1
854-44416	RCAINSERTG-I	RCAINSERT	RCA Coupler Module with Green Stripe	Ivory	1
854-44262	RCAINSERTW-FW	RCAINSERT	RCA Coupler Module with White Stripe	Office White	1
854-44264	RCAINSERTW-W	RCAINSERT	RCA Coupler Module with White Stripe	White	1
854-44263	RCAINSERTW-I	RCAINSERT	RCA Coupler Module with White Stripe	Ivory	1

Use **Part No.** for ordering and **Type** for specification purposes.



Multimedia Modules *continued*

RCA to F Connector Modules



Product Selection					
Article No.	Part No.	Type	Description	Color	Pkg. Qty.
854-44253	RCAFINSERTY-FW	RCAFINSERT	RCA-F Connector Module with Yellow Stripe	Office White	1
854-44255	RCAFINSERTY-W	RCAFINSERT	RCA-F Connector Module with Yellow Stripe	White	1
854-44254	RCAFINSERTY-I	RCAFINSERT	RCA-F Connector Module with Yellow Stripe	Ivory	1
854-44247	RCAFINSERTB-FW	RCAFINSERT	RCA-F Connector Module with Black Stripe	Office White	1
854-44249	RCAFINSERTB-W	RCAFINSERT	RCA-F Connector Module with Black Stripe	White	1
854-44248	RCAFINSERTB-I	RCAFINSERT	RCA-F Connector Module with Black Stripe	Ivory	1
854-44250	RCAFINSERT-FW	RCAFINSERT	RCA-F Connector Module with Red Stripe	Office White	1
854-44252	RCAFINSERT-W	RCAFINSERT	RCA-F Connector Module with Red Stripe	White	1
854-44251	RCAFINSERT-I	RCAFINSERT	RCA-F Connector Module with Red Stripe	Ivory	1
854-44408	RCAFINSERTBL-FW	RCAFINSERT	RCA-F Connector Module with Blue Stripe	Office White	1
854-44409	RCAFINSERTBL-W	RCAFINSERT	RCA-F Connector Module with Blue Stripe	White	1
854-44407	RCAFINSERTBL-I	RCAFINSERT	RCA-F Connector Module with Blue Stripe	Ivory	1
854-44411	RCAFINSERTG-FW	RCAFINSERT	RCA-F Connector Module with Green Stripe	Office White	1
854-44412	RCAFINSERTG-W	RCAFINSERT	RCA-F Connector Module with Green Stripe	White	1
854-44410	RCAFINSERTG-I	RCAFINSERT	RCA-F Connector Module with Green Stripe	Ivory	1

Use **Part No.** for ordering and **Type** for specification purposes.

Multimedia Modules *continued*

RCA to 110 Connector Modules



Product Selection					
Article No.	Part No.	Type	Description	Color	Pkg. Qty.
854-44268	RCAR110-FW	RCA110	RCA-110 Connector Module with Red Stripe	Office White	1
854-44270	RCAR110-W	RCA110	RCA-110 Connector Module with Red Stripe	White	1
854-44269	RCAR110-I	RCA110	RCA-110 Connector Module with Red Stripe	Ivory	1
854-44244	RCAB110-FW	RCA110	RCA-110 Connector Module with Black Stripe	Office White	1
854-44246	RCAB110-W	RCA110	RCA-110 Connector Module with Black Stripe	White	1
854-44245	RCAB110-I	RCA110	RCA-110 Connector Module with Black Stripe	Ivory	1
854-44274	RCAY110-FW	RCA110	RCA-110 Connector Module with Yellow Stripe	Office White	1
854-44276	RCAY110-W	RCA110	RCA-110 Connector Module with Yellow Stripe	White	1
854-44275	RCAY110-I	RCA110	RCA-110 Connector Module with Yellow Stripe	Ivory	1
854-44271	RCAW110-FW	RCA110	RCA-110 Connector Module with White Stripe	Office White	1
854-44273	RCAW110-W	RCA110	RCA-110 Connector Module with White Stripe	White	1
854-44272	RCAW110-I	RCA110	RCA-110 Connector Module with White Stripe	Ivory	1

Use **Part No.** for ordering and **Type** for specification purposes.



S-Video to 110 Connector Modules

Designed for video connections - module is equipped with 110 IDC punchdown in rear and S-video connection in front.



Product Selection					
Article No.	Part No.	Type	Description	Color	Pkg. Qty.
854-44277	S110INSERT-FW	S110INSERT	S-Video to 110 Punchdown Module	Office White	1
854-44279	S110INSERT-W	S110INSERT	S-Video to 110 Punchdown Module	White	1
854-44278	S110INSERT-I	S110INSERT	S-Video to 110 Punchdown Module	Ivory	1

Use **Part No.** for ordering and **Type** for specification purposes.

Banana Jack Modules

Snap-in module for speaker connections



Product Selection					
Article No.	Part No.	Type	Description	Color	Pkg. Qty.
854-44213	BANINSERT-FW	BANINSERT	Banana Jack Module - one w/ red stripe & one w/ black stripe	Office White	1
854-44215	BANINSERT-W	BANINSERT	Banana Jack Module - one w/ red stripe & one w/ black stripe	White	1
854-44214	BANINSERT-I	BANINSERT	Banana Jack Module - one w/ red stripe & one w/ black stripe	Ivory	1

Use **Part No.** for ordering and **Type** for specification purposes.



Binding Post Modules

Snap-in module for speaker connections



Product Selection

Article No.	Part No.	Type	Description	Color	Pkg. Qty.
854-44224	BPINSERT-FW	BPINSERT	Binding Post Module - one w/ red stripe & one w/ black stripe	Office White	1
854-44226	BPINSERT-W	BPINSERT	Binding Post Module - one w/ red stripe & one w/ black stripe	White	1
854-44225	BPINSERT-I	BPINSERT	Binding Post Module - one w/ red stripe & one w/ black stripe	Ivory	1


Use **Part No.** for ordering and **Type** for specification purposes.



CROSS CONNECT PRODUCTS


CONNECTING THE POINTS FOR A COMPLETE SOLUTION

- Patch Panels64-72
- 110 Blocks73-74
- 66 Blocks75
- Patch Cords76-83
- Tools84



Category 6A Shielded Patch Panels

HellermannTyton's Category 6A shielded patch panels accept HellermannTyton Shielded Category 6A jacks (RJ45FC6AS) to complete a shielded system solution. The panel provides a choice of ground stud positions on the integral grounding bar and includes rear cable management. Panels are offered in two styles, a fixed version or a sliding version to ease installation. To ease installation further, both styles are offered with Rack-Snap inserts. These inserts dramatically reduce installation time as they eliminate the need for tools and cage nuts in standard EIA-310-D standard racks or cabinets with square holes.



Product Selection

Article No.	Part No.	Type	Description	Pkg. Qty.
853-55000	PP24MOD6ASRS	PP24MOD6AS	Category 6A - 1U 24 Port Shielded Patch Panel w/ Rack-Snaps	1
853-55001	PP24SMOD6ASRS	PP24MOD6AS	Category 6A - 1U 24 Port Sliding Shielded Patch Panel w/ Rack-Snaps	1
853-55002	PP24MOD6AS	PP24MOD6AS	Category 6A - 1U 24 Port Shielded Patch Panel	1
853-55003	PP24SMOD6AS	PP24MOD6AS	Category 6A - 1U 24 Port Sliding Shielded Patch Panel	1

Use **Part No.** for ordering and **Type** for specification purposes.



GigaBand® Category 6 Patch Panels

GigaBand Category 6 patch panels provide unbeatable Category 6 performance. With positive PowerSum ACR up to 400 MHz, Category 6 patch panels exceed the latest Category 6 specifications covering hardware, link and channel performance. The GigaBand line of panels is designed to support all existing and future applications. These patch panels also offer backward compatible performance, ensuring that they are suitable for use in existing as well as new system installations. The GigaBand line includes both Category 6 AlphaSnap and Universal patch panels.

Category 6 AlphaSnap® Patch Panels

The HellermannTyton Category 6 AlphaSnap line of patch panels is the ultimate in patch panel technology. The panels are equipped with individual, fully-modular printed circuit boards (PCBs). Rather than replace the entire panel, each port can be individually removed and replaced if damaged during installation. The AlphaSnap panel is equipped with a rear cable manager.



Constructed from extruded aluminum and toughened plastic, this rear cable management bar easily snaps in and out of the back of the patch panel without the need of tools. Four grip tie mounts, located along the length of the management bar, slide into position, ensure that cables are not twisted or pinched during installation. The AlphaSnap panel introduces a patented slide-labeling system, providing excellent protection for panel identification.

The panels are configured for both T568A and T568B wiring, eliminating the need for additional panels.

- All modules are individually removable and replaceable
- Panel features very sturdy construction with thick rolled-edge steel plates
- Each port is individually tested three times to ensure quality performance
- Unique, patented slide-label system provides a flush-front panel face
- Label ramp provides easy insertion of the patented slide label
- Pre-perforated label sheets are available for use with HellermannTyton TagPrint™ Pro software*
- Lightweight aluminum rear cable manager comes with the panel and provides for neat and organized installation
- Utilizes same innovative crosstalk technology used in HellermannTyton modular jacks with 10 internal contacts to reduce NEXT
- Optional front cable manager is offered in 1U size and hangs from patch panel screws



A rear cable manager is included with all AlphaSnap Patch Panels.



Optional Front Cable Manager

Product Selection

Article No.	Part No.	Type	Description	Pkg. Qty.
853-50006	PP110C6G24	PP110C6G24	Category 6 - 1U 24 Port 110 AlphaSnap Patch Panel w/Rear Cable Manager	1
853-50007	PP110C6G48	PP110C6G48	Category 6 - 2U 48 Port 110 AlphaSnap Patch Panel w/Rear Cable Manager	1
853-50005	PP110C6G1	PP110C6G1	Category 6 Replacement Module - Single	1
859-35057	TFCM	TFCM	Front Cable Manager	1
854-05138	TRCMA	TRCM	AlphaSnap Rear Cable Manager	1

Use **Part No.** for ordering and **Type** for specification purposes. *For Laser/Ink jet printing: use HellermannTyton part number: TAGPP11010
For use with Spirit® Printer: use HellermannTyton part number: TAGHTP-336



Category 6 Universal Patch Panels

HellermannTyton's Category 6 Universal patch panels are preconfigured in 12, 24 and 48 port versions. The panels are offered with increments of six port modules, which can be replaced if damaged during installation.

Category 6 Universal Patch Panels with Rack-Snap Inserts

The 24 and 48 port Universal patch panels also are available with Rack-Snap inserts, a revolutionary new patch panel fixing device which drastically reduces installation time.

- Preassembled with the Rack-Snap inserts
- Eliminates the need for cage nuts
- Snaps into standard square holes in the cabinet, making installation easy without the need for tools
- Patch panel can be taken out of the box and snapped directly into the cabinet
- Fits into most manufacturers EIA-310-D standard racks or cabinets with square holes
- Rack-Snap inserts not sold separately



Universal Panel with Rack-Snap Inserts



Category 6 Universal Patch Panels

- 6 port modules can be replaced easily if damaged during installation
- Front face provides an attractive, flush appearance
- Write-on labels provided for easy identification
- Self-adhesive labels available for use with HellermannTyton TagPrint™ Pro software*
- Configured for 568A or 568B wiring on same panel, thus eliminating the need for extra inventory
- Lightweight aluminum rear cable manager can be ordered separately to provide a neat and organized installation using Grip Ties
- Sturdy and smooth rolled edges
- Clear plastic channel protects PCB and allows easy viewing of wiring label
- Utilizes same innovative crosstalk technology used in HellermannTyton modular jacks with 10 internal contacts to reduce NEXT



Optional Rear Cable Manager



Optional Front Cable Manager

Product Selection

Article No.	Part No.	Type	Description	Pkg. Qty.
853-50000	PP110C612	PP110C612	Category 6 - 1U 12 Port 110 Universal Patch Panel	1
853-50001	PP110C612V	PP110C612V	Category 6 - 1U 12 Port Vertical 110 Universal Patch Panel	1
853-50002	PP110C624	PP110C624	Category 6 - 1U 24 Port 110 Universal Patch Panel	1
853-20106	PP110C624RS	PP110C624RS	Category 6 - 1U 24 Port 110 Universal Patch Panel w/Rack-Snap Inserts	1
853-50003	PP110C648	PP110C648	Category 6 - 2U 48 Port 110 Universal Patch Panel	1
853-20107	PP110C648RS	PP110C648RS	Category 6 - 2U 48 Port 110 Universal Patch Panel w/Rack-Snap Inserts	1
853-50004	PP110C66	PP110C66	Category 6 Replacement Module - 6 Pack	1
859-35057	TFCM	TFCM	Front Cable Manager	1
854-05139	TRCMU	TRCM	Universal Rear Cable Manager	1

Use **Part No.** for ordering and **Type** for specification purposes. *For thermal transfer printing: use HellermannTyton part number TAGPP2T6-822 series. For Laser printing: use TAGPP2-788 series. For use with Spirit® Printer: use HellermannTyton part number: TAGHTP-336



MegaBand® Category 5e Patch Panels

HellermannTyton MegaBand Category 5e patch panels offer the same features as the GigaBand panels; however, they have been developed to fully comply with the Category 5e performance standard. When used with recommended horizontal cables, these patch panels are key components in HellermannTyton’s Category 5e system which has been tested up to 200MHz. HellermannTyton offers Category 5e patch panels in both the AlphaSnap and Universal styles.

Category 5e AlphaSnap® Patch Panels

The HellermannTyton Category 5e AlphaSnap line of patch panels is the ultimate in patch panel technology. The panels are equipped with individual, fully-modular printed circuit boards (PCBs). Rather than replace the entire panel, each port can be individually removed and replaced if damaged during installation. Lightweight aluminum rear cable manager, included with panel, provides easy routing into vertical management by providing four Grip Tie mounts that can slide and rotate to accommodate bundles of up to twelve cables. The AlphaSnap panel introduces a patented slide-labeling system, providing excellent protection for panel identification. The panels are configured for both T568A and T568B wiring, eliminating the need for additional panels.

- All modules are individually removable and replaceable
- Panel features sturdy construction with thick rolled-edge steel plates
- Unique, patented slide-label system provides a flush-front panel face
- Label ramp provides easy insertion of the patented slide label
- Pre-perforated label sheets are available for use with HellermannTyton TagPrint™ Pro software*
- Configured for 568A or 568B wiring on same panel
- Lightweight aluminum rear cable manager comes with the panel and provides for a neat and organized installation using Grip Ties



A rear cable manager is included with all AlphaSnap Patch Panels.



Optional Front Cable Manager

Product Selection				
Article No.	Part No.	Type	Description	Pkg. Qty.
853-20083	PP110C5EA24	PP110C5EA24	Category 5e - 1U 24 Port 110 AlphaSnap Patch Panel w/Rear Cable Manager	1
853-20084	PP110C5EA48	PP110C5EA48	Category 5e - 1U 48 Port 110 AlphaSnap Patch Panel w/Rear Cable Manager	1
853-20082	PP110C5EA1	PP110C5EA1	Category 5e Replacement Module - 6 Pack	1
854-05138	TRCMA	TRCM	AlphaSnap Rear Cable Manager	1
859-35057	TFCM	TFCM	1U Front Cable Manager	1

Use **Part No.** for ordering and **Type** for specification purposes. *For Laser/Ink jet printing: use HellermannTyton part number: TAGPP11010
 For use with Spirit® Printer: use HellermannTyton part number: TAGHTP-336



Category 5e Universal Patch Panels

HellermannTyton's Category 5e Universal patch panels are pre-configured in 12, 24, 48, and 96 port versions to meet the needs of nearly all customer applications. The panels are offered with increments of 6 port modules which can be replaced if damaged during installation.



Vertical 12 port patch panel

Category 5e Universal Patch Panels with Rack-Snap Inserts

The 24 and 48 port Universal patch panels are also available with Rack-Snap inserts, a revolutionary new patch panel fixing device which drastically reduces installation time.

- Preassembled with the Rack-Snap inserts
- Eliminates the need for cage nuts
- Snap into standard square holes in the cabinet, making installation easy without the need for tools
- Patch panel can be taken out of the box and snapped directly into the cabinet
- Fits into most manufacturers EIA-310-D standard racks or cabinets with square holes
- Rack-Snap inserts not sold separately



Universal Panel with Rack-Snap Inserts

Category 5e Universal Patch Panels

- 6 port modules can be replaced easily if damaged during installation
- Front face provides an attractive, flush appearance
- Write-on labels provided for easy identification
- Self-adhesive labels are available for use with HellermannTyton TagPrint™ Pro software*
- Universal panels are pre-assembled with T568B wiring however, they can be used for both T568A and T568B wiring configurations, thus eliminating the need for extra inventory
- HellermannTyton offers a very simple, easy-to-install rear cable manager which is recommended for all Category 5e installations
- Sturdy and smooth rolled edges
- Clear plastic channel protects PCB and allows easy viewing of wiring label



Optional Rear Cable Manager



Optional Front Cable Manager

Product Selection

Article No.	Part No.	Type	Description	Pkg. Qty.
853-20073	PP110C5E12	PP110C5E12	Category 5e - 1U 12 Port 110 Universal Patch Panel	1
853-20074	PP110C5E12V	PP1105CE12V	Category 5e - 1U 12 Port 110 Vertical Universal Patch Panel	1
853-20075	PP110C5E24	PP110C5E24	Category 5e - 1U 24 Port 110 Universal Patch Panel	1
853-20108	PP110C5E24RS	PP110C5E24RS	Category 5e - 1U 24 Port 110 Universal Patch Panel w/ Rack-Snap Inserts	1
853-20078	PP110C5E48	PP110C5E48	Category 5e - 1U 48 Port 110 Universal Patch Panel	1
853-20109	PP110C5E48RS	PP110C5E48RS	Category 5e - 2U 48 Port Universal Patch Panel w/ Rack-Snap Inserts	1
853-20080	PP110C5E6	PP110C5E6	CAT 5e Replacement Module - 6 pack	1
854-05139	TRCMU	TRCM	Universal Rear Cable Manager	1
859-35057	TFCM	TFCM	Front Cable Manager	1

Use **Part No.** for ordering and **Type** for specification purposes.

*For thermal transfer printing: use HellermannTyton part number TAGPP2T6-822 series. For Laser printing: use TAGPP2-788 series. For use with Spirit® Printer: use label with HellermannTyton part number: TAGHTP-336



Category 6 and 5e - 48 Port 1U Patch Panel

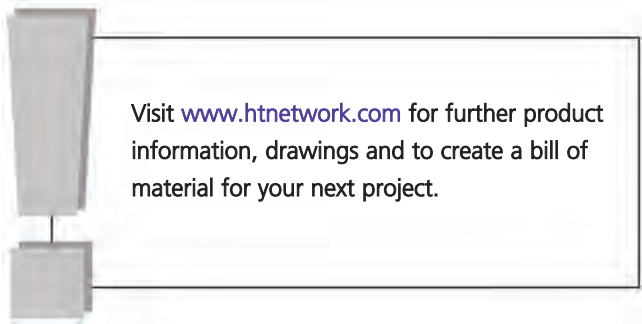
HellermannTyton's high density patch panels are specifically designed to provide high performance in a 1U format. These panels are robust and easy to install, providing double the density of a standard 1U patch panel. The built-in rear cable management design enables each cable to be securely fixed to the back of the panel.



Product Selection

Article No.	Part No.	Type	Description	Pkg. Qty.
853-50011	PP110C6481U	PP110C6481U	Category 6 - 1U 48 Port Patch Panel	1
853-15047	PP110C5E481U	PP110C5E481U	Category 5e - 1U 48 Port Patch Panel	1

Use **Part No.** for ordering and **Type** for specification purposes.



Visit www.htnetwork.com for further product information, drawings and to create a bill of material for your next project.

Category 5e AlphaSnap Jack to Jack Patch Panels

With the same features as HellermannTyton's AlphaSnap 110 style patch panel, the Jack to Jack Patch Panel is configured with RJ45 jacks on both the front and rear of the panel and is ideal for applications with pre-terminated cables.

ETL tested and approved for Category 5e Channel performance.



Product Selection				
Article No.	Part No.	Type	Description	Pkg. Qty.
853-20076	PP110C5E24JJ	PP110C5E24JJ	Category 5e - 1U 24 Port Jack to Jack Patch Panel	1
853-20079	PP110C5E48JJ	PP110C5E48JJ	Category 5e - 2U 48 Port Jack to Jack Patch Panel	1

Use **Part No.** for ordering and **Type** for specification purposes.



Category 3 Patch Panel

This patch panel is Category 3 rated and backward compatible to "voice grade". It is available as a 1 rack unit, 50 port right-angled panel accepting 4 pairs per RJ-45 circuit. Blocks are Krone-style Punchdown.



Product Selection				
Article No.	Part No.	Type	Description	Pkg. Qty.
853-00092	PP110C350	PP110C350	Category 3 - 1U Voice Panel - 50 Pair Cables/RJ11	1

Use **Part No.** for ordering and **Type** for specification purposes.



Modular Patch Panels

The modular patch panel is designed to accept HellermannTyton Category 6 and 5e UTP modular jacks and connectors, providing flexibility in multimedia installations. It allows the design of a custom panel specifically suited to different applications including coax, voice, audio, video and fiber. Once the connectors are snapped into the panel, they are flush with the front of the plate. These modular panels can be mounted to any standard EIA 19" rack, cabinet, or wall mount patch panel bracket. HellermannTyton pre-numbered modular patch panels are available in 12, 16, 24, 32 and 48 port configurations.

HellermannTyton's 1U modular panel allows for increased density in one rack space. The panel also makes patch cord insertion and removal easy by having jacks mounted sideways in the panel.

Product Selection

Article No.	Part No.	Type	Description	Rack Units	Pkg. Qty.
853-19200	P108-12-MOD	P108-12-MOD	Blank Modular Patch Panel - 12 Port	1U	1
853-19201	P108-16-MOD	P108-16-MOD	Blank Modular Patch Panel - 16 Port	1U	1
853-19203	P108-24-MOD1U	P108-24-MOD1U	Blank Modular Patch Panel - 24 Port	1U	1
853-19202	P108-24-MOD	P108-24-MOD	Blank Modular Patch Panel - 24 Port	2U	1
853-19204	P108-32-MOD	P108-32-MOD	Blank Modular Patch Panel - 32 Port	2U	1
853-19205	P108-48-MOD	P108-48-MOD	Blank Modular Patch Panel - 48 Port	3U	1

Use **Part No.** for ordering and **Type** for specification purposes.



Category 6 Rated 110 Wiring Blocks

Category 6 - 110 wiring blocks are designed to support Category 6 cabling applications as specified in ANSI/TIA-568-C with unique spacing that provides superior NEXT performance. These wiring blocks can be used as a consolidation point in HellermannTyton's GigaBand channel. A standard punch down tool or HellermannTyton's 4 pair, Category 6 - 110 tool can be used to terminate the blocks. They are available in a number of different configurations for specific connectivity applications. To run cable behind the blocks or for wall mounting, the Category 6 - 48, 96 and 288 pair blocks are available with standoff legs while the 48 and 96 pair blocks are offered in a low profile style without legs. The clips are available only in a 4 pair configuration for optimal performance. **ETL tested and approved for Category 6 Component Compliance.**



Category 6 Rated 110 Block Kits

To minimize labor and time, HellermannTyton offers field installation kits. These kits include Category 6 - 110 wiring blocks with standoff legs, 4 pair clips, and identification label holders with white labels.



Category 6 Rated Rack Mountable 110 Block Kits

For applications that require fastening a 110 block to a 19" rack or cabinet, HellermannTyton provides the 96 pair, 192 pair and 288 pair block kits in a rack mountable version. The 96 pair kit includes a cable trough for cable management.



Product Selection				
Article No.	Part No.	Type	Description	Pkg. Qty.
110 Blocks				
853-19228	T110WB48	T110WB48	48 Pair 110 Wiring Block Base	1
853-19234	T110WBL48	T110WBL48	48 Pair 110 Wiring Block Base with Legs	1
853-19230	T110WB96	T110WB96	96 Pair 110 Wiring Block Base	1
853-19236	T110WBL96	T110WBL96	96 Pair 110 Wiring Block Base with Legs	1
853-19232	T110WBL288	T110WBL288	288 Pair 110 Wiring Block Base with Legs	1
853-19208	T11046	T11046	Category 6 - 4 Pair Clip	10
853-19210	T110CT	T110CT	Cable Trough	1
853-19211	T110CTL	T110CTL	Cable Trough with Legs	1
110 Block Kits				
853-19218	T110KIT964	T110KIT964	96 Pair with 4 Pair Clips Installation Kit	1
853-19215	T110KIT2884	T110KIT2884	288 Pair 110 Block with 4 Pair Clips Installation Kit	1
110 Block Rack Mountable Kits				
853-19225	T110RM96-4CT	T110RM96-4CT	2U Rack Mount 96 Pair 110 Block Kit w/ 4 Pair Connecting Block Clips with Cable Trough	1
853-19221	T110RM192-4	T110RM192-4	2U Rack Mount 192 Pair 110 Block Kit w/ 4 Pair Connecting Block Clips	1
853-19222	T110RM288-4	T110RM288-4	3U Rack Mount 288 Pair 110 Block Kit w/ 4 Pair Connecting Block Clips	1
853-19226	T110RMCT	T110RMCT	1U Rack Mount Cable Trough	1

Use **Part No.** for ordering and **Type** for specification purposes. HellermannTyton's TagPrint Pro software can print labels using Tag 100 series. See Identification Section for more details. For identification purposes, HellermannTyton provides termination hardware labels and a plastic ID holder. Label colors include (OR) orange, (GR) green, (PL) purple, (GY) gray, (BL) blue, (BR) brown, (YL) yellow, (RD) red, and (WT) white.



Category 5e Rated 110 Wiring Blocks

HellermannTyton's 110 wiring blocks provide a dependable, long term system to support data and voice applications. These Category 5e blocks offer an easy-to-install and economical solution for network managers. They are available in a number of different configurations for specific connectivity applications. To run cable behind the blocks or for wall mounting, the Category 5e - 50, 100 and 300 pair blocks are available with standoff legs while the 50 and 100 pair blocks are offered in a low profile style without legs.

Category 5e Rated 110 Block Kits

To minimize labor and time, HellermannTyton offers field installation kits. These kits include 110 wiring blocks with standoff legs, 4 or 5 pair clips, and identification label holders with white labels.



Category 5e Rated Rack Mountable 110 Block Kits

For applications that require fastening a 110 block to a 19" rack or cabinet, HellermannTyton provides the 100 pair and 300 pair blocks in a rack mountable version. To organize and route the cable, HellermannTyton provides a rack mount cable trough.

Product Selection				
Article No.	Part No.	Type	Description	Pkg. Qty.
110 Blocks				
853-19229	T110WB50	T110WB50	50 Pair 110 Wiring Block	1
853-19235	T110WBL50	T110WBL50	50 Pair 110 Wiring Block Base with Legs	1
853-19227	T110WB100	T110WB100	100 Pair 110 Wiring Block	1
853-19231	T110WBL100	T110WBL100	100 Pair 110 Wiring Block with Legs	1
853-19233	T110WBL300	T110WBL300	300 Pair 110 Wiring Block with Legs	1
853-19206	T1103	T1103	3 Pair Clip	10
853-19207	T1104	T1104	4 Pair Clip	10
853-19209	T1105	T1105	5 Pair Clip	10
853-19210	T110CT	T110CT	Cable Trough	1
853-19211	T110CTL	T110CTL	Cable Trough with Legs	1
853-19212	T110ID	T110ID	Clear Plastic ID Holder	6
110 Block Kits				
853-19239	T110KIT504WB	T110KIT504WB	50 Pair with 4 Pair Clips Installation Kit	1
853-19240	T110KIT505WB	T110KIT505WB	50 Pair with 5 Pair Clips Installation Kit	1
853-19237	T110KIT1004WB	T110KIT1004WB	100 Pair with 4 Pair Clips Installation Kit	1
853-19213	T110KIT1004	T110KIT1004	100 Pair with 4 Pair Clips Installation Kit with Legs	1
853-19238	T110KIT1005WB	T110KIT1005WB	100 Pair with 5 Pair Clips Installation Kit	1
853-19214	T110KIT1005	T110KIT1005	100 Pair with 5 Pair Clips Installation Kit with Legs	1
853-19216	T110KIT3004	T110KIT3004	300 Pair with 4 Pair Clips Installation Kit with Legs	1
853-19217	T110KIT3005	T110KIT3005	300 Pair with 5 Pair Clips Installation Kit with Legs	1
110 Block Rack Mountable Kits				
853-19219	T110RM100-4	T110RM100-4	1U Rack Mount 100 Pair 110 Block w/ 4 Pair Connecting Block Clips	1
853-19220	T110RM100-5	T110RM100-5	1U Rack Mount 100 Pair 110 Block w/ 4 Pair Connecting Block Clips	1
853-19223	T110RM300-4	T110RM300-4	3U Rack Mount 300 Pair 110 Block w/ 4 Pair Connecting Block Clips	1
853-19224	T110RM300-5	T110RM300-5	3U Rack Mount 300 Pair 110 Block w/ 5 Pair Connecting Block Clips	1
853-19226	T110RMCT	T110RMCT	1U Rack Mount Cable Trough	1

HellermannTyton's TagPrint Pro software can print labels using Tag 100 series. See Identification Section for more details. For identification purposes, HellermannTyton provides termination hardware labels and a plastic ID holder to protect them. Label colors include (OR) orange, (GR) green, (PL) purple, (GY) gray, (BL) blue, (BR) brown, (YL) yellow, (RD) red, and (WT) white.



Category 5 Rated 66 Blocks

HellermannTyton's Category 5 rated 66 block is used in equipment rooms and wiring closets. These blocks are used for connecting voice and data cables to premise equipment. Offered in a 50 pair configuration, the 66 block is easy to install, reliable, and economical. HellermannTyton offers a standoff bracket as a method of mounting the 66 block. Molded from a flame-retardant thermoplastic, the 89D bracket is open on the top and bottom, enabling the insertion of cable before snapping on the block. The network interface block is designed for use at the demarcation point – it is a 66 block with one female, prewired 25 pair connector located on the right side and is included with an 89D mounting bracket, as well as a snap-on, orange hinged cover to designate the network interface point.


66 Block Accessories

- The bridging clip is designed to make a common connection on the 66 block adjacent quick clips. Formed from a tin plated "grade A" copper alloy, the clips require no tools for installation.
- To keep the cable organized and routed properly, a wire distribution spool with a #10 wood screw is offered. The spool mounts easily on cross connect frames or backboards.
- Designation strips are available to identify the circuits on the 66 block. Easily snapped onto the side of the block, these white strips provide a platform for HellermannTyton labels, or can be written upon with a pen.
- Plastic covers are offered for the 66 connecting blocks to protect the wiring. They are molded of self-extinguishing clear plastic that easily snaps onto the block.

Product Selection

Article No.	Part No.	Type	Description	Height	Width	Depth	Pkg. Qty.
854-44311	T66M1-50	T66M1-50	(A) 66 Clip Connecting Block 50 Pair	10"	2.56"	1.2"	1
854-44315	T89D	T89D	(B) Standoff Bracket for 66 Blocks	10"	3.4"	1.5"	1
854-44314	T700A-66-B1-25	T700A-66-B1-25	(C) Network Interface Block 25 Pair	10"	3.4"	2.75"	1
854-44419	TSA1	TSA1	(D) Bridging Clips	.25"	.5"	-	25
854-44313	T66WDS	T66WDS	(E) Wire Distribution Spool with #10 Wood Screw	1.68"	1.68"	2.95"	10
854-44310	T66DS	T66DS	(F) 66 Block Designation Strip	10"	.5"	-	2
854-44312	T66MC4	T66MC4	(G) Plastic Cover for 66 Block	10"	2.56"	-	1

Dimensions are approximate and subject to technical changes. Use **Part No.** for ordering and **Type** for specification purposes.



Category 6A Shielded Patch Cords

HellermannTyton Category 6A shielded patch cords feature foil shielding to ensure signal integrity and a strain-relief boot that helps prevent tangling and excessive bending while reducing stress on the cable. Patch cords comply with all industry standards including ANSI/TIA-568-C.2.

Product Selection

Article No.	Part No.	Type	Length	Color	Pkg. Qty.
851-30171	PCS6ABLU3	PCS6A	3ft	Blue	1
851-30172	PCS6ABLU5	PCS6A	5ft	Blue	1
851-30173	PCS6ABLU7	PCS6A	7ft	Blue	1
851-30174	PCS6ABLU10	PCS6A	10ft	Blue	1
851-30175	PCS6ABLU14	PCS6A	14ft	Blue	1
851-30176	PCS6ABLU20	PCS6A	20ft	Blue	1
851-30195	PCS6AYEL3	PCS6A	3ft	Yellow	1
851-30196	PCS6AYEL5	PCS6A	5ft	Yellow	1
851-30197	PCS6AYEL7	PCS6A	7ft	Yellow	1
851-30198	PCS6AYEL10	PCS6A	10ft	Yellow	1
851-30199	PCS6AYEL14	PCS6A	14ft	Yellow	1
851-30200	PCS6AYEL20	PCS6A	20ft	Yellow	1
851-30183	PCS6AGRN3	PCS6A	3ft	Green	1
851-30184	PCS6AGRN5	PCS6A	5ft	Green	1
851-30185	PCS6AGRN7	PCS6A	7ft	Green	1
851-30186	PCS6AGRN10	PCS6A	10ft	Green	1
851-30187	PCS6AGRN14	PCS6A	14ft	Green	1
851-30188	PCS6AGRN20	PCS6A	20ft	Green	1
851-30189	PCS6ARED3	PCS6A	3ft	Red	1
851-30190	PCS6ARED5	PCS6A	5ft	Red	1
851-30191	PCS6ARED7	PCS6A	7ft	Red	1
851-30192	PCS6ARED10	PCS6A	10ft	Red	1
851-30193	PCS6ARED14	PCS6A	14ft	Red	1
851-30194	PCS6ARED20	PCS6A	20ft	Red	1
851-30159	PCS6AGRY3	PCS6A	3ft	Gray	1
851-30160	PCS6AGRY5	PCS6A	5ft	Gray	1
851-30161	PCS6AGRY7	PCS6A	7ft	Gray	1
851-30162	PCS6AGRY10	PCS6A	10ft	Gray	1
851-30163	PCS6AGRY14	PCS6A	14ft	Gray	1
851-30164	PCS6AGRY20	PCS6A	20ft	Gray	1
851-30177	PCS6AW3	PCS6A	3ft	White	1
851-30178	PCS6AW5	PCS6A	5ft	White	1
851-30179	PCS6AW7	PCS6A	7ft	White	1
851-30180	PCS6AW10	PCS6A	10ft	White	1
851-30181	PCS6AW14	PCS6A	14ft	White	1
851-30182	PCS6AW20	PCS6A	20ft	White	1
851-30165	PCS6ABLK3	PCS6A	3ft	Black	1
851-30166	PCS6ABLK5	PCS6A	5ft	Black	1
851-30167	PCS6ABLK7	PCS6A	7ft	Black	1
851-30168	PCS6ABLK10	PCS6A	10ft	Black	1
851-30169	PCS6ABLK14	PCS6A	14ft	Black	1
851-30170	PCS6ABLK20	PCS6A	20ft	Black	1

Use **Part No.** for ordering and **Type** for specification purposes.



Category 6 Shielded Patch Cords

HellermannTyton Category 6 shielded patch cords feature foil shielding to ensure signal integrity and a strain-relief boot that helps prevent tangling and excessive bending while reducing stress on the cable. Patch cords comply with all industry standards including ANSI/TIA-568-C.2.

Product Selection

Article No.	Part No.	Type	Length	Color	Pkg. Qty.
851-19418	PCS6BLU3	PCS6	3ft	Blue	1
851-19419	PCS6BLU5	PCS6	5ft	Blue	1
851-19420	PCS6BLU7	PCS6	7ft	Blue	1
851-19421	PCS6BLU10	PCS6	10ft	Blue	1
851-19422	PCS6BLU14	PCS6	14ft	Blue	1
851-19423	PCS6BLU20	PCS6	20ft	Blue	1
851-19448	PCS6YEL3	PCS6	3ft	Yellow	1
851-19449	PCS6YEL5	PCS6	5ft	Yellow	1
851-19450	PCS6YEL7	PCS6	7ft	Yellow	1
851-19451	PCS6YEL10	PCS6	10ft	Yellow	1
851-19452	PCS6YEL14	PCS6	14ft	Yellow	1
851-19453	PCS6YEL20	PCS6	20ft	Yellow	1
851-19442	PCS6GRN3	PCS6	3ft	Green	1
851-19443	PCS6GRN5	PCS6	5ft	Green	1
851-19444	PCS6GRN7	PCS6	7ft	Green	1
851-19445	PCS6GRN10	PCS6	10ft	Green	1
851-19446	PCS6GRN14	PCS6	14ft	Green	1
851-19447	PCS6GRN20	PCS6	20ft	Green	1
851-19430	PCS6RED3	PCS6	3ft	Red	1
851-19431	PCS6RED5	PCS6	5ft	Red	1
851-19432	PCS6RED7	PCS6	7ft	Red	1
851-19433	PCS6RED10	PCS6	10ft	Red	1
851-19434	PCS6RED14	PCS6	14ft	Red	1
851-19435	PCS6RED20	PCS6	20ft	Red	1
851-15743	PCS6GRY3	PCS6	3ft	Gray	1
851-15744	PCS6GRY5	PCS6	5ft	Gray	1
851-15742	PCS6GRY7	PCS6	7ft	Gray	1
851-15771	PCS6GRY10	PCS6	10ft	Gray	1
851-15749	PCS6GRY14	PCS6	14ft	Gray	1
851-15722	PCS6GRY20	PCS6	20ft	Gray	1
851-19436	PCS6W3	PCS6	3ft	White	1
851-19437	PCS6W5	PCS6	5ft	White	1
851-19438	PCS6W7	PCS6	7ft	White	1
851-19439	PCS6W10	PCS6	10ft	White	1
851-19440	PCS6W14	PCS6	14ft	White	1
851-19441	PCS6W20	PCS6	20ft	White	1
851-19424	PCS6BLK3	PCS6	3ft	Black	1
851-19425	PCS6BLK5	PCS6	5ft	Black	1
851-19426	PCS6BLK7	PCS6	7ft	Black	1
851-19427	PCS6BLK10	PCS6	10ft	Black	1
851-19428	PCS6BLK14	PCS6	14ft	Black	1
851-19429	PCS6BLK20	PCS6	20ft	Black	1

Use **Part No.** for ordering and **Type** for specification purposes.




Category 6 Shielded Patch Cords - GSA Approved

HellermannTyton Category 6 shielded patch cords feature foil shielding to ensure signal integrity and a strain-relief boot that helps prevent tangling and excessive bending while reducing stress on the cable. Patch cords comply with all industry standards including ANSI/TIA-568-C.2.

Product Selection

Article No.	Part No.	Type	Length	Color	Pkg. Qty.
851-19505	PCS6BLU1G	PCS6G	1ft	Blue	1
851-19460	PCS6BLU3G	PCS6G	3ft	Blue	1
851-19461	PCS6BLU5G	PCS6G	5ft	Blue	1
851-19462	PCS6BLU7G	PCS6G	7ft	Blue	1
851-19463	PCS6BLU10G	PCS6G	10ft	Blue	1
851-19464	PCS6BLU14G	PCS6G	14ft	Blue	1
851-19465	PCS6BLU20G	PCS6G	20ft	Blue	1
851-19490	PCS6YEL3G	PCS6G	3ft	Yellow	1
851-19491	PCS6YEL5G	PCS6G	5ft	Yellow	1
851-19492	PCS6YEL7G	PCS6G	7ft	Yellow	1
851-19493	PCS6YEL10G	PCS6G	10ft	Yellow	1
851-19494	PCS6YEL14G	PCS6G	14ft	Yellow	1
851-19495	PCS6YEL20G	PCS6G	20ft	Yellow	1
851-19484	PCS6GRN3G	PCS6G	3ft	Green	1
851-19485	PCS6GRN5G	PCS6G	5ft	Green	1
851-19486	PCS6GRN7G	PCS6G	7ft	Green	1
851-19487	PCS6GRN10G	PCS6G	10ft	Green	1
851-19488	PCS6GRN14G	PCS6G	14ft	Green	1
851-19489	PCS6GRN20G	PCS6G	20ft	Green	1
851-19472	PCS6RED3G	PCS6G	3ft	Red	1
851-19473	PCS6RED5G	PCS6G	5ft	Red	1
851-19474	PCS6RED7G	PCS6G	7ft	Red	1
851-19475	PCS6RED10G	PCS6G	10ft	Red	1
851-19476	PCS6RED14G	PCS6G	14ft	Red	1
851-19477	PCS6RED20G	PCS6G	20ft	Red	1
851-19504	PCS6GRY1G	PCS6G	1ft	Gray	1
851-19454	PCS6GRY3G	PCS6G	3ft	Gray	1
851-19455	PCS6GRY5G	PCS6G	5ft	Gray	1
851-19456	PCS6GRY7G	PCS6G	7ft	Gray	1
851-19457	PCS6GRY10G	PCS6G	10ft	Gray	1
851-19458	PCS6GRY14G	PCS6G	14ft	Gray	1
851-19459	PCS6GRY20G	PCS6G	20ft	Gray	1
851-19506	PCS6W1G	PCS6G	1ft	White	1
851-19478	PCS6W3G	PCS6G	3ft	White	1
851-19479	PCS6W5G	PCS6G	5ft	White	1
851-19480	PCS6W7G	PCS6G	7ft	White	1
851-19481	PCS6W10G	PCS6G	10ft	White	1
851-19482	PCS6W14G	PCS6G	14ft	White	1
851-19483	PCS6W20G	PCS6G	20ft	White	1
851-19507	PCS6BLK1G	PCS6G	1ft	Black	1
851-19466	PCS6BLK3G	PCS6G	3ft	Black	1
851-19467	PCS6BLK5G	PCS6G	5ft	Black	1
851-19468	PCS6BLK7G	PCS6G	7ft	Black	1
851-19469	PCS6BLK10G	PCS6G	10ft	Black	1
851-19470	PCS6BLK14G	PCS6G	14ft	Black	1
851-19471	PCS6BLK20G	PCS6G	20ft	Black	1

Use **Part No.** for ordering and **Type** for specification purposes.



Category 6 GigaBand® Patch Cords - Component Compliant

HellermannTyton Category 6 patch cords offer a slim-line boot. This molded strain-relief boot helps prevent tangling and excessive bending while reducing stress on the cable. Patch cords comply with all industry standards including ANSI/TIA-568-C.2.

Product Selection

Article No.	Part No.	Type	Length	Color	Pkg. Qty.
851-19497	PC6BLU1SC	PC6SC	1ft	Blue	1
851-19256	PC6BLU3SC	PC6SC	3ft	Blue	1
851-19257	PC6BLU5SC	PC6SC	5ft	Blue	1
851-19258	PC6BLU7SC	PC6SC	7ft	Blue	1
851-19259	PC6BLU10SC	PC6SC	10ft	Blue	1
851-19260	PC6BLU14SC	PC6SC	14ft	Blue	1
851-19261	PC6BLU20SC	PC6SC	20ft	Blue	1
851-19286	PC6YEL3SC	PC6SC	3ft	Yellow	1
851-19287	PC6YEL5SC	PC6SC	5ft	Yellow	1
851-19288	PC6YEL7SC	PC6SC	7ft	Yellow	1
851-19289	PC6YEL10SC	PC6SC	10ft	Yellow	1
851-19290	PC6YEL14SC	PC6SC	14ft	Yellow	1
851-19291	PC6YEL20SC	PC6SC	20ft	Yellow	1
851-19280	PC6GRN3SC	PC6SC	3ft	Green	1
851-19281	PC6GRN5SC	PC6SC	5ft	Green	1
851-19282	PC6GRN7SC	PC6SC	7ft	Green	1
851-19283	PC6GRN10SC	PC6SC	10ft	Green	1
851-19284	PC6GRN14SC	PC6SC	14ft	Green	1
851-19285	PC6GRN20SC	PC6SC	20ft	Green	1
851-19268	PC6RED3SC	PC6SC	3ft	Red	1
851-19269	PC6RED5SC	PC6SC	5ft	Red	1
851-19270	PC6RED7SC	PC6SC	7ft	Red	1
851-19271	PC6RED10SC	PC6SC	10ft	Red	1
851-19272	PC6RED14SC	PC6SC	14ft	Red	1
851-19273	PC6RED20SC	PC6SC	20ft	Red	1
851-19496	PC6GRY1SC	PC6SC	1ft	Gray	1
851-19250	PC6GRY3SC	PC6SC	3ft	Gray	1
851-19251	PC6GRY5SC	PC6SC	5ft	Gray	1
851-19252	PC6GRY7SC	PC6SC	7ft	Gray	1
851-19253	PC6GRY10SC	PC6SC	10ft	Gray	1
851-19254	PC6GRY14SC	PC6SC	14ft	Gray	1
851-19255	PC6GRY20SC	PC6SC	20ft	Gray	1
851-19498	PC6W1SC	PC6SC	1ft	White	1
851-19274	PC6W3SC	PC6SC	3ft	White	1
851-19275	PC6W5SC	PC6SC	5ft	White	1
851-19276	PC6W7SC	PC6SC	7ft	White	1
851-19277	PC6W10SC	PC6SC	10ft	White	1
851-19278	PC6W14SC	PC6SC	14ft	White	1
851-19279	PC6W20SC	PC6SC	20ft	White	1
851-19499	PC6BLK1SC	PC6SC	1ft	Black	1
851-19262	PC6BLK3SC	PC6SC	3ft	Black	1
851-19263	PC6BLK5SC	PC6SC	5ft	Black	1
851-19264	PC6BLK7SC	PC6SC	7ft	Black	1
851-19265	PC6BLK10SC	PC6SC	10ft	Black	1
851-19266	PC6BLK14SC	PC6SC	14ft	Black	1
851-19267	PC6BLK20SC	PC6SC	20ft	Black	1

Use **Part No.** for ordering and **Type** for specification purposes.



Category 6 GigaBand Patch Cords - Component Compliant - GSA Approved

HellermannTyton Category 6 patch cords offer a slim-line boot. This clear strain-relief boot helps prevent tangling and excessive bending while reducing stress on the cable. Patch cords comply with all industry standards including ANSI/TIA-568-C.2.

Product Selection

Article No.	Part No.	Type	Length	Color	Pkg. Qty.
851-19501	PC6BLU1SCG	PC6SCG	1ft	Blue	1
851-19298	PC6BLU3SCG	PC6SCG	3ft	Blue	1
851-19299	PC6BLU5SCG	PC6SCG	5ft	Blue	1
851-19300	PC6BLU7SCG	PC6SCG	7ft	Blue	1
851-19301	PC6BLU10SCG	PC6SCG	10ft	Blue	1
851-19302	PC6BLU14SCG	PC6SCG	14ft	Blue	1
851-19303	PC6BLU20SCG	PC6SCG	20ft	Blue	1
851-19328	PC6YEL3SCG	PC6SCG	3ft	Yellow	1
851-19329	PC6YEL5SCG	PC6SCG	5ft	Yellow	1
851-19330	PC6YEL7SCG	PC6SCG	7ft	Yellow	1
851-19331	PC6YEL10SCG	PC6SCG	10ft	Yellow	1
851-19332	PC6YEL14SCG	PC6SCG	14ft	Yellow	1
851-19333	PC6YEL20SCG	PC6SCG	20ft	Yellow	1
851-19322	PC6GRN3SCG	PC6SCG	3ft	Green	1
851-19323	PC6GRN5SCG	PC6SCG	5ft	Green	1
851-19324	PC6GRN7SCG	PC6SCG	7ft	Green	1
851-19325	PC6GRN10SCG	PC6SCG	10ft	Green	1
851-19326	PC6GRN14SCG	PC6SCG	14ft	Green	1
851-19327	PC6GRN20SCG	PC6SCG	20ft	Green	1
851-19310	PC6RED3SCG	PC6SCG	3ft	Red	1
851-19311	PC6RED5SCG	PC6SCG	5ft	Red	1
851-19312	PC6RED7SCG	PC6SCG	7ft	Red	1
851-19313	PC6RED10SCG	PC6SCG	10ft	Red	1
851-19314	PC6RED14SCG	PC6SCG	14ft	Red	1
851-19315	PC6RED20SCG	PC6SCG	20ft	Red	1
851-19500	PC6GRY1SCG	PC6SCG	1ft	Gray	1
851-19292	PC6GRY3SCG	PC6SCG	3ft	Gray	1
851-19293	PC6GRY5SCG	PC6SCG	5ft	Gray	1
851-19294	PC6GRY7SCG	PC6SCG	7ft	Gray	1
851-19295	PC6GRY10SCG	PC6SCG	10ft	Gray	1
851-19296	PC6GRY14SCG	PC6SCG	14ft	Gray	1
851-19297	PC6GRY20SCG	PC6SCG	20ft	Gray	1
851-19502	PC6W1SCG	PC6SCG	1ft	White	1
851-19316	PC6W3SCG	PC6SCG	3ft	White	1
851-19317	PC6W5SCG	PC6SCG	5ft	White	1
851-19318	PC6W7SCG	PC6SCG	7ft	White	1
851-19319	PC6W10SCG	PC6SCG	10ft	White	1
851-19320	PC6W14SCG	PC6SCG	14ft	White	1
851-19321	PC6W20SCG	PC6SCG	20ft	White	1
851-19503	PC6BLK1SCG	PC6SCG	1ft	Black	1
851-19304	PC6BLK3SCG	PC6SCG	3ft	Black	1
851-19305	PC6BLK5SCG	PC6SCG	5ft	Black	1
851-19306	PC6BLK7SCG	PC6SCG	7ft	Black	1
851-19307	PC6BLK10SCG	PC6SCG	10ft	Black	1
851-19308	PC6BLK14SCG	PC6SCG	14ft	Black	1
851-19309	PC6BLK20SCG	PC6SCG	20ft	Black	1

Use **Part No.** for ordering and **Type** for specification purposes.



Category 6 Patch Cords - Channel Compliant

HellermannTyton Category 6 patch cords offer a slim-line boot. This molded strain-relief boot helps prevent tangling and excessive bending while reducing stress on the cable. Patch cords comply with all industry standards including ANSI/TIA-568-C.2.

Product Selection					
Article No.	Part No.	Type	Length	Color	Pkg. Qty.
851-19340	PC6BLU3S	PC6S	3ft	Blue	1
851-19341	PC6BLU5S	PC6S	5ft	Blue	1
851-19342	PC6BLU7S	PC6S	7ft	Blue	1
851-19343	PC6BLU10S	PC6S	10ft	Blue	1
851-19344	PC6BLU14S	PC6S	14ft	Blue	1
851-19345	PC6BLU25S	PC6S	25ft	Blue	1
851-19370	PC6YEL3S	PC6S	3ft	Yellow	1
851-19371	PC6YEL5S	PC6S	5ft	Yellow	1
851-19372	PC6YEL7S	PC6S	7ft	Yellow	1
851-19373	PC6YEL10S	PC6S	10ft	Yellow	1
851-19374	PC6YEL14S	PC6S	14ft	Yellow	1
851-19375	PC6YEL25S	PC6S	25ft	Yellow	1
851-19364	PC6GRN3S	PC6S	3ft	Green	1
851-19365	PC6GRN5S	PC6S	5ft	Green	1
851-19366	PC6GRN7S	PC6S	7ft	Green	1
851-19367	PC6GRN10S	PC6S	10ft	Green	1
851-19368	PC6GRN14S	PC6S	14ft	Green	1
851-19369	PC6GRN25S	PC6S	25ft	Green	1
851-19352	PC6RED3S	PC6S	3ft	Red	1
851-19353	PC6RED5S	PC6S	5ft	Red	1
851-19354	PC6RED7S	PC6S	7ft	Red	1
851-19355	PC6RED10S	PC6S	10ft	Red	1
851-19356	PC6RED14S	PC6S	14ft	Red	1
851-19357	PC6RED25S	PC6S	25ft	Red	1
851-19334	PC6GRY3S	PC6S	3ft	Gray	1
851-19335	PC6GRY5S	PC6S	5ft	Gray	1
851-19336	PC6GRY7S	PC6S	7ft	Gray	1
851-19337	PC6GRY10S	PC6S	10ft	Gray	1
851-19338	PC6GRY14S	PC6S	14ft	Gray	1
851-19339	PC6GRY25S	PC6S	25ft	Gray	1
851-19358	PC6W3S	PC6S	3ft	White	1
851-19359	PC6W5S	PC6S	5ft	White	1
851-19360	PC6W7S	PC6S	7ft	White	1
851-19361	PC6W10S	PC6S	10ft	White	1
851-19362	PC6W14S	PC6S	14ft	White	1
851-19363	PC6W25S	PC6S	25ft	White	1
851-19346	PC6BLK3S	PC6S	3ft	Black	1
851-19347	PC6BLK5S	PC6S	5ft	Black	1
851-19348	PC6BLK7S	PC6S	7ft	Black	1
851-19349	PC6BLK10S	PC6S	10ft	Black	1
851-19350	PC6BLK14S	PC6S	14ft	Black	1
851-19351	PC6BLK25S	PC6S	25ft	Black	1

Use **Part No.** for ordering and **Type** for specification purposes.



Category 6 Patch Cords - Channel Compliant GSA Approved

HellermannTyton Category 6 patch cords offer a slim-line boot. This clear strain-relief boot helps prevent tangling and excessive bending while reducing stress on the cable. Patch cords comply with all industry standards including ANSI/TIA-568-C.2.

Product Selection					
Article No.	Part No.	Type	Length	Color	Pkg. Qty.
851-19382	PC6BLU3SG	PC6SG	3ft	Blue	1
851-19383	PC6BLU5SG	PC6SG	5ft	Blue	1
851-19384	PC6BLU7SG	PC6SG	7ft	Blue	1
851-19385	PC6BLU10SG	PC6SG	10ft	Blue	1
851-19386	PC6BLU14SG	PC6SG	14ft	Blue	1
851-19387	PC6BLU20SG	PC6SG	20ft	Blue	1
851-19412	PC6YEL3SG	PC6SG	3ft	Yellow	1
851-19413	PC6YEL5SG	PC6G	5ft	Yellow	1
851-19414	PC6YEL7SG	PC6G	7ft	Yellow	1
851-19415	PC6YEL10SG	PC6G	10ft	Yellow	1
851-19416	PC6YEL14SG	PC6G	14ft	Yellow	1
851-19417	PC6YEL20SG	PC6G	20ft	Yellow	1
851-19406	PC6GRN3SG	PC6SG	3ft	Green	1
851-19407	PC6GRN5SG	PC6SG	5ft	Green	1
851-19408	PC6GRN7SG	PC6SG	7ft	Green	1
851-19409	PC6GRN10SG	PC6SG	10ft	Green	1
851-19410	PC6GRN14SG	PC6SG	14ft	Green	1
851-19411	PC6GRN20SG	PC6SG	20ft	Green	1
851-19394	PC6RED3SG	PC6SG	3ft	Red	1
851-19395	PC6RED5SG	PC6SG	5ft	Red	1
851-19396	PC6RED7SG	PC6SG	7ft	Red	1
851-19397	PC6RED10SG	PC6SG	10ft	Red	1
851-19398	PC6RED14SG	PC6SG	14ft	Red	1
851-19399	PC6RED20SG	PC6SG	20ft	Red	1
851-19376	PC6GRY3SG	PC6SG	3ft	Gray	1
851-19377	PC6GRY5SG	PC6SG	5ft	Gray	1
851-19378	PC6GRY7SG	PC6SG	7ft	Gray	1
851-19379	PC6GRY10SG	PC6SG	10ft	Gray	1
851-19380	PC6GRY14SG	PC6SG	14ft	Gray	1
851-19381	PC6GRY20SG	PC6SG	20ft	Gray	1
851-19400	PC6W3SG	PC6SG	3ft	White	1
851-19401	PC6W5SG	PC6SG	5ft	White	1
851-19402	PC6W7SG	PC6SG	7ft	White	1
851-19403	PC6W10SG	PC6SG	10ft	White	1
851-19404	PC6W14SG	PC6SG	14ft	White	1
851-19405	PC6W20SG	PC6SG	20ft	White	1
851-19388	PC6BLK3SG	PC6SG	3ft	Black	1
851-19389	PC6BLK5SG	PC6SG	5ft	Black	1
851-19390	PC6BLK7SG	PC6SG	7ft	Black	1
851-19391	PC6BLK10SG	PC6SG	10ft	Black	1
851-19392	PC6BLK14SG	PC6SG	14ft	Black	1
851-19393	PC6BLK20SG	PC6SG	20ft	Black	1

Use **Part No.** for ordering and **Type** for specification purposes.



Category 5e Patch Cords

HellermannTyton's Category 5e patch cords feature a slim-line strain-relief boot, preventing excessive bending while reducing stress on the cable. The slim-line boot is flush to the modular plug, excellent for use in high density active equipment. The boot matches the color of the cable.

Product Selection					
Article No.	Part No.	Type	Length	Color	Pkg. Qty.
851-14211	PCBLU1	PC5E	1ft	Blue	1
851-14212	PCBLU3	PC5E	3ft	Blue	1
851-14213	PCBLU5	PC5E	5ft	Blue	1
851-14214	PCBLU7	PC5E	7ft	Blue	1
851-14215	PCBLU10	PC5E	10ft	Blue	1
851-14216	PCBLU14	PC5E	14ft	Blue	1
851-14217	PCBLU25	PC5E	25ft	Blue	1
851-14218	PCYEL3	PC5E	3ft	Yellow	1
851-14219	PCYEL5	PC5E	5ft	Yellow	1
851-14220	PCYEL7	PC5E	7ft	Yellow	1
851-14221	PCYEL10	PC5E	10ft	Yellow	1
851-14222	PCYEL14	PC5E	14ft	Yellow	1
851-14223	PCYEL25	PC5E	25ft	Yellow	1
851-14224	PCGRN3	PC5E	3ft	Green	1
851-14225	PCGRN5	PC5E	5ft	Green	1
851-14226	PCGRN7	PC5E	7ft	Green	1
851-14227	PCGRN10	PC5E	10ft	Green	1
851-14228	PCGRN14	PC5E	14ft	Green	1
851-14229	PCGRN25	PC5E	25ft	Green	1
851-14230	PCRED3	PC5E	3ft	Red	1
851-14231	PCRED5	PC5E	5ft	Red	1
851-14232	PCRED7	PC5E	7ft	Red	1
851-14233	PCRED10	PC5E	10ft	Red	1
851-14234	PCRED14	PC5E	14ft	Red	1
851-14235	PCRED25	PC5E	25ft	Red	1
851-14236	PCGRY1	PC5E	1ft	Gray	1
851-14237	PCGRY3	PC5E	3ft	Gray	1
851-14238	PCGRY5	PC5E	5ft	Gray	1
851-14239	PCGRY7	PC5E	7ft	Gray	1
851-14240	PCGRY10	PC5E	10ft	Gray	1
851-14241	PCGRY14	PC5E	14ft	Gray	1
851-14242	PCGRY25	PC5E	25ft	Gray	1
851-14206	PCW3	PC5E	3ft	White	1
851-14207	PCW5	PC5E	5ft	White	1
851-14208	PCW7	PC5E	7ft	White	1
851-14205	PCW10	PC5E	10ft	White	1
851-14209	PCW14	PC5E	14ft	White	1
851-14210	PCW25	PC5E	25ft	White	1
851-14243	PCBLK3	PC5E	3ft	Black	1
851-14244	PCBLK5	PC5E	5ft	Black	1
851-14245	PCBLK7	PC5E	7ft	Black	1
851-14246	PCBLK10	PC5E	10ft	Black	1
851-14247	PCBLK14	PC5E	14ft	Black	1
851-14248	PCBLK25	PC5E	25ft	Black	1

Use **Part No.** for ordering and **Type** for specification purposes.



Tools

Termination Tools

IT110EX

- Expert, spring-loaded termination tool.
- Impact pressure-adjustment control for modifying impact settings.
- For use with HellermannTyton's 110 and 66 block blade
- Accepts all manufacturers' twist and lock style blades
- Non-slip handle provides a cushioned heel
- Latched area on handle for storing the replacement blades
- Offers a hook and a screwdriver to aid in the installation process. The multi-functional hook can separate twisted pair wire, strip insulation, and cut wire. The screwdriver doubles as a IDC contact insertion tool
- Optional light (IT110L) for dimly lit applications can be attached directly to the tool, the light is supplied with three batteries



IT110EX

IT1105

- Combination impact tool used to seat and cut UTP cable on a 110 wiring block or to seat 4 and 5 pair 110 connecting blocks
- Equipped with an ergonomic rubber handle that promotes a non-slip user friendly grip



IT1105

Wire Strippers

HTEXWS

- Expert wire stripping tool that is both a cable cutter and stripper
- Fully adjustable by a thumb screw
- Cut and strip almost any cable including: UTP/STP data cable; 4, 6, and 8 conductor flat satin cable; 25 pair multi-conductor cable; 14-8 AWG hook-up wire; and coaxial cable
- Compact and can easily slip into a pocket. Also allows for attaching to keychain or wrist strap



HTEXWS

HTWS

- Compact wire stripper and an IDC insertion tool



HTWS

Punch Down Installation Palm Tool

- Fits ergonomically in the hand to ease the punch down process of modular jacks, as well as the individual ports in the Category 5e and Category 6 AlphaSnap patch panels



PIPT

Product Selection



Article No.	Part No.	Type	Description	Pkg. Qty.
854-44208	IT110EX	IT110EX	Expert Impact Tool with 110 Blade	1
854-44209	IT110L	IT110L	Expert Impact Tool Light with Batteries	1
854-44207	IT110B	IT110B	Replacement 110 Blade	1
854-44210	IT66B	IT66B	66 Block Blade	1
854-44205	IT1105	IT1105	5 Pair Category 5e Impact Tool	1
854-44206	IT1105B	IT1105B	5 Pair Category 5e Impact Tool Blade Cartridge	1
854-44204	IT1104C6H	IT1104C6H	4 Pair Category 6 110 Block Replacement Head	1
854-44202	HTEXWS	HTEXWS	Wire Stripper and Cable Cutter - Black	1
854-44203	HTWS	HTWS	Wire Stripper - Yellow	1
854-40073	PIPT	PIPT	Punch Down Installation Palm Tool	1

Use **Part No.** for ordering and **Type** for specification purposes.

FIBER OPTIC PRODUCTS

CONNECTING THE POINTS FOR A COMPLETE SOLUTION

Enclosures	.86-87
Adapter Panels	.88
Fiber Splice Trays	.89
Fiber Optic Cable Assemblies	.90-93
Connectors	.94-97
Fiber Modules	.98
Accessories	.99-102



Fiber Enclosures

HellermannTyton offers rugged fiber enclosures in both wall mount and rack mount versions. Available in a variety of sizes, they can accommodate splicing or direct termination of fiber optic cables.

Wall Mount Fiber Enclosures

HellermannTyton's wall mount fiber enclosures provide a termination solution for LAN applications requiring fully-enclosed and lockable wall mount enclosures. They are designed to support up to either two or four modular adapter panels and can accommodate up to two splice trays (part no. FERMST). These rugged wall mount units are equipped with cable management and cable routing accessories to limit bend radius and add strain-relief control.

The 12/16 port wall mount enclosure is fully enclosed and offers an optional lock for additional security.

The 24/32 port wall mount enclosure has separate entry for the provider and user side.



FEWM12

FEWM24

Product Selection

Article No.	Part No.	Type	Description	Height	Width	Depth	Shipping Weight	Pkg. Qty.
855-04207	FEWM12	FEWM12	12/16 Wall Mount Fiber Enclosure - Unloaded, accepts 2 adapter panels, 1 splice tray	12.3"	9.4"	3.7"	8 lbs.	1
855-04208	FEWM24	FEWM24	24/32 Wall Mount Fiber Enclosure - Unloaded, accepts 4 adapter panels, up to 2 splice trays	15.5"	11.4"	3.7"	11 lbs.	1
855-04209	FEWML	FEWML	Enclosure Door Lock	-	-	-	-	1

Dimensions are approximate and subject to technical changes. Use **Part No.** for ordering and **Type** for specification purposes.

Rack Mount Fiber Enclosures

HellermannTyton's rack mount fiber enclosures are the ideal direct termination and splice solution of LAN applications capable of supporting up to 144 fibers. While offering easy-to-use front slide-out trays for effortless access to connections, enclosures are equipped with cable management and cable routing accessories to limit bend radius and add strain-relief control. HellermannTyton's Rack Mount Fiber Enclosures easily fit into 19" or 23" racks.

Product Features:

- Slide-out tray
- Raised front edge to assist tray pull out
- Removable front and rear access lids
- Tinted plexiglass window (2U & 3U)
- Wire management rings
- Support post for splice trays
- Lanced tabs to support incoming jacketed fiber



FERM18S



FERM36S



FERM54S

Product Selection

Article No.	Part No.	Type	Description	Height	Width	Depth	Height in Units	Shipping Weight	Pkg. Qty.
855-49200	FERM18S	FERM18S	18/24 Unloaded - Accepts 3 adapter panels and 1 splice tray	1.75"	17"	12.14"	1U	15 lbs.	1
855-49201	FERM36S	FERM36S	36/48 Unloaded - Accepts 6 adapter panels and 2 splice trays	3.5"	17"	12.14"	2U	17 lbs.	1
855-49202	FERM54S	FERM54S	54/72 Unloaded - Accepts 9 adapter panels and 3 splice trays	5.25"	17"	12.14"	3U	19 lbs.	1

Dimensions are approximate and subject to technical changes. Use **Part No.** for ordering and **Type** for specification purposes.

Maximum Fiber Capacity

Part No.	ST	SC	LC	MTRJ
FERM18S (1U)	24	36	48	18
FERM36S (2U)	48	72	96	36
FERM54S (3U)	72	108	144	54

Adapter Panels

In order to customize wall mount or rack mount fiber optic enclosures, HellermannTyton offers several panels with various adapters including MTP, LC, SC, ST and MTRJ. All modular adapter panels are assembled with industry standard adapters. The multimode and single mode adapters utilize high performance zirconia ceramic and phosphorous-bronze split sleeve inserts for minimal insertion loss contribution. A blank metal adapter panel is also available. The adapter panels are easily snapped into the enclosures with snap lock mounting fixtures.

Product Selection

Article No.	Part No.	Type	Description	Height	Width	Pkg. Qty.
855-04229	FAP6MMTP	FAP6MMTP	Panel with 6 MM MTP Adapters	5.09"	1.125"	1
855-04233	FAP6MQMTP	FAP6MMTP	Panel with 6 Aqua MM MTP Adapters	5.09"	1.125"	1
855-04212	FAP6DMMLC	FAP6DMMLC	Panel with 6 Duplex LC MM Adapters	5.09"	1.125"	1
855-04230	FAP6DMMLC	FAP6DMMLC	Panel with 6 Aqua Duplex LC MM Adapters	5.09"	1.125"	1
855-04225	FAP6DSMLC	FAP6DSMLC	Panel with 6 Duplex LC SM Adapters	5.09"	1.125"	1
855-24200	FAP8DMMLC	FAP8DMMLC	Panel with 8 Duplex LC MM Adapters	5.09"	1.125"	1
855-04228	FAP12DMMLC	FAP12DMMLC	Panel with 12 Duplex LC MM Adapters	5.09"	1.125"	1
855-04231	FAP12DMMLC	FAP12DMMLC	Panel w/ 12 Aqua Duplex LC MM Adapters	5.09"	1.125"	1
855-04226	FAP12DSMLC	FAP8DMMLC	Panel with 12 Duplex LC SM Adapters	5.09"	1.125"	1
855-04211	FAP3DMMSC	FAP3DMMSC	Panel with 3 Duplex SC MM Adapters	5.09"	1.125"	1
855-04213	FAP6DMMSC	FAP6DMMSC	Panel with 6 Duplex SC MM Adapters	5.09"	1.125"	1
855-04232	FAP6DMMQSC	FAP6DMMSC	Panel with 6 Duplex Aqua SC MM Adapters	5.09"	1.125"	1
855-04234	FAP6DSMSC	FAP6DSMSC	Panel with 6 Duplex SC SM Adapters	5.09"	1.125"	1
855-04216	FAP6SMMSC	FAP6SMMSC	Panel with 6 Simplex SC MM Adapters	5.09"	1.125"	1
855-04217	FAP8SMMSC	FAP8SMMSC	Panel with 8 Simplex SC MM Adapters	5.09"	1.125"	1
855-04224	FAP6SSMSC	FAP6SSMSC	Panel with 6 Simplex SC SM Adapters	5.09"	1.125"	1
855-04214	FAP6MMST	FAP6MMST	Panel with 6 ST MM Adapters	5.09"	1.125"	1
855-04218	FAP8SMMST	FAP8SMMST	Panel with 8 ST MM Adapters	5.09"	1.125"	1
855-04215	FAP6MTRJ	FAP6MTRJ	Panel with 6 MTRJ Adapters	5.09"	1.125"	1
855-04219	FAPB	FAPB	Blank Panel	5.09"	1.125"	1


Dimensions are approximate and subject to technical changes. Use **Part No.** for ordering and **Type** for specification purposes.



FAP6MMTP



FAP6MQMTP



FAP6DMMLC



FAP6DMMLC



FAP6DSMLC



FAP8DMMLC



FAP12DMMLC



FAP12DMMLC



FAP12DSMLC



FAP3DMMSC



FAP6DMMSC



FAP6DMMQSC



FAP6DSMSC



FAP6SMMSC



FAP8SMMSC



FAP6SSMSC



FAP6MMST



FAP8SMMST



FAP6MTRJ



FAPB

Fiber Splice Trays

To provide organization and protection of 12 or 24 fusion splices in the rack mount enclosures, HellermannTyton offers two splice trays. These trays are designed with smooth radiused sides to prevent damage to fibers when routing. The fibers are easy-to-mount and secure with the cable tie mounting holes and are protected with a removable cover.



Product Selection

Article No.	Part No.	Type	Description	Height	Width	Depth	Pkg. Qty.
855-09200	FERMST	FERMST	12-Fiber Fusion Splice	8.75"	5"	.4"	1
855-49204	FERM24ST	FERMST	24-Fiber Fusion Splice	11.75"	4"	.33"	1

Dimensions are approximate and subject to technical changes. Use **Part No.** for ordering and **Type** for specification purposes.

Fiber Optic Cable Assemblies

For fiber patching requirements, HellermannTyton fiber optic cable assemblies are available in various lengths with industry standard LC, SC, ST or MTRJ connectors made with ceramic ferrules. By using superior components and a proprietary polishing process, HellermannTyton manufactures patch cords to meet the highest performance standards. Each assembly is individually tested for insertion loss and return loss.

Duplex Multimode Fiber Assemblies

Typical insertion loss is less than .5dB per connection. All fiber assemblies are made from 62.5/125µm cable. 50/125µm cable assemblies are available by special order; place a 50 after the standard part number, example: FA1STST50.

Product Selection

Article No.	Part No.	Type	Description	Length (Meters)	Pkg. Qty.
855-34200	FA1LCLC	FALCLC	LC - LC Duplex Multimode Fiber Assembly	1	1
855-34213	FA2LCLC	FALCLC	LC - LC Duplex Multimode Fiber Assembly	2	1
855-34226	FA3LCLC	FALCLC	LC - LC Duplex Multimode Fiber Assembly	3	1
855-34201	FA1LCSC	FALCSC	LC - SC Duplex Multimode Fiber Assembly	1	1
855-34214	FA2LCSC	FALCSC	LC - SC Duplex Multimode Fiber Assembly	2	1
855-34227	FA3LCSC	FALCSC	LC - SC Duplex Multimode Fiber Assembly	3	1
855-34202	FA1LCST	FALCST	LC - ST Duplex Multimode Fiber Assembly	1	1
855-34215	FA2LCST	FALCST	LC - ST Duplex Multimode Fiber Assembly	2	1
855-34228	FA3LCST	FALCST	LC - ST Duplex Multimode Fiber Assembly	3	1
855-34206	FA1SCSC	FASCSC	SC - SC Duplex Multimode Fiber Assembly	1	1
855-34219	FA2SCSC	FASCSC	SC - SC Duplex Multimode Fiber Assembly	2	1
855-34233	FA3SCSC	FASCSC	SC - SC Duplex Multimode Fiber Assembly	3	1
855-34212	FA1STST	FASTST	ST - ST Duplex Multimode Fiber Assembly	1	1
855-34225	FA2STST	FASTST	ST - ST Duplex Multimode Fiber Assembly	2	1
855-34239	FA3STST	FASTST	ST - ST Duplex Multimode Fiber Assembly	3	1
855-34211	FA1STSC	FASTSC	ST - SC Duplex Multimode Fiber Assembly	1	1
855-34224	FA2STSC	FASTSC	ST - SC Duplex Multimode Fiber Assembly	2	1
855-34238	FA3STSC	FASTSC	ST - SC Duplex Multimode Fiber Assembly	3	1
855-34203	FA1MTMT	FAMTMT	MTRJ - MTRJ Duplex Multimode Fiber Assembly	1	1
855-34216	FA2MTMT	FAMTMT	MTRJ - MTRJ Duplex Multimode Fiber Assembly	2	1
855-34229	FA3MTMT	FAMTMT	MTRJ - MTRJ Duplex Multimode Fiber Assembly	3	1
855-34205	FA1MTST	FAMTST	MTRJ - ST Duplex Multimode Fiber Assembly	1	1
855-34218	FA2MTST	FAMTST	MTRJ - ST Duplex Multimode Fiber Assembly	2	1
855-34232	FA3MTST	FAMTST	MTRJ - ST Duplex Multimode Fiber Assembly	3	1
855-34204	FA1MTSC	FAMTSC	MTRJ - SC Duplex Multimode Fiber Assembly	1	1
855-34217	FA2MTSC	FAMTSC	MTRJ - SC Duplex Multimode Fiber Assembly	2	1
855-34230	FA3MTSC	FAMTSC	MTRJ - SC Duplex Multimode Fiber Assembly	3	1

Use **Part No.** for ordering and **Type** for specification purposes.



LC-LC



LC-SC



LC-ST



MTRJ-MTRJ



MTRJ-SC



ST-ST



ST-SC



SC-SC



MTRJ-ST

Laser Optimized 10G Multimode Fiber Assemblies

Product Selection

Article No.	Part No.	Type	Description	Length (Meters)	Pkg. Qty.
855-44200	FA1LCLC10G	FALCLC10G	LC - LC Duplex Multimode 10G	1	1
855-44201	FA2LCLC10G	FALCLC10G	LC - LC Duplex Multimode 10G	2	1
855-44202	FA3LCLC10G	FALCLC10G	LC - LC Duplex Multimode 10G	3	1

Use **Part No.** for ordering and **Type** for specification purposes.



Duplex Multimode 10G
LC-LC

Simplex Single Mode Fiber Assemblies

Typical insertion loss is less than .25dB per connection. All fiber assemblies are made from 8.3/125µm cable.

Product Selection

Article No.	Part No.	Type	Description	Length (Meters)	Pkg. Qty.
855-34210	FA1SMSTST	FASMSTST	ST - ST Simplex Single Mode Fiber Assembly	1	1
855-34223	FA2SMSTST	FASMSTST	ST - ST Simplex Single Mode Fiber Assembly	2	1
855-34237	FA3SMSTST	FASMSTST	ST - ST Simplex Single Mode Fiber Assembly	3	1
855-34209	FA1SMSCSC	FASMSCSC	SC - SC Simplex Single Mode Fiber Assembly	1	1
855-34222	FA2SMSCSC	FASMSCSC	SC - SC Simplex Single Mode Fiber Assembly	2	1
855-34236	FA3SMSCSC	FASMSCSC	SC - SC Simplex Single Mode Fiber Assembly	3	1
855-34207	FA1SMFCFC	FASMFCFC	FC - FC Simplex Single Mode Fiber Assembly	1	1
855-34220	FA2SMFCFC	FASMFCFC	FC - FC Simplex Single Mode Fiber Assembly	2	1
855-34234	FA3SMFCFC	FASMFCFC	FC - FC Simplex Single Mode Fiber Assembly	3	1
855-34208	FA1SMLCLC	FASMLCLC	LC - LC Simplex Single Mode Fiber Assembly	1	1
855-34221	FA2SMLCLC	FASMLCLC	LC - LC Simplex Single Mode Fiber Assembly	2	1
855-34235	FA3SMLCLC	FASMLCLC	LC - LC Simplex Single Mode Fiber Assembly	3	1

Use **Part No.** for ordering and **Type** for specification purposes.



Single Mode
ST-ST



Single Mode
SC-SC



Single Mode
FC-FC



Single Mode
LC-LC

Fiber Optic Trunk Assemblies

HellermannTyton's fiber optic trunk assemblies are built to order to meet custom specified lengths or fiber counts. Available in MTP, LC, SC, ST or MTRJ connectors, these factory-terminated assemblies can be adapted to meet any project's needs.

Using the matrix below, choose an option from each column to build the custom fiber assembly needed for your application.

Product Selection

Part Numbering Schematic for Fiber Optic Assemblies

FIXED		VARIABLE - SELECT FROM THE FOLLOWING								
PREFIX	CABLE COUNT	FIBER TYPE	CABLE TYPE	CABLE FLAME RATING	TERMINATION END 1	TERMINATION END 2	BREAKOUT LENGTH	POLARITY	PULLING KIT	LENGTH
F	A 12	A MM 62.5/125µm (OM1)	C Data Center Cable	P Plenum	A MTP 12 Fiber	A MTP 12 Fiber	A .5m	S Straight Thru	0 No Kit	10' - 999'
	B 24	B MM 50/125µm (OM2)	D Distribution	R Riser	B MTP 24 Fiber	B MTP 24 Fiber	B 1m	R Reversed	1 1 Kit	
	C 48	C MM 50/125µm (OM3)	R Ribbon		C MTP 12 Fiber (male)	C MTP 12 Fiber (male)	C 1.5m	P Pair Reversals	2 2 Kits	
	D 72	D MM 50/125µm (OM4)			D MTP 24 Fiber (male)	D MTP 24 Fiber (male)	D 2m			
	E 96	E Single Mode			E LC 2.0mm w/ clips	E LC 2.0mm w/ clips	E No Breakout			
	F 144	F MM 50/125µm BIF (OM2)			F LC 3.0mm w/ clips	F LC 3.0mm w/ clips				
		G MM 50/125µm BIF (OM3)			G LC 900µm fanout	G LC 900µm fanout				
		H MM 50/125µm BIF (OM4)			H LC APC 2.0mm w/ clips	H LC APC 2.0mm w/ clips				
		J Single Mode BIF			J LC APC 3.0mm w/ clips	J LC APC 3.0mm w/ clips				
					K LC APC 900µm fanout	K LC APC 900µm fanout				
					O SC 2.0mm w/ clips	O SC 2.0mm w/ clips				
					P SC 3.0mm w/ clips	P SC 3.0mm w/ clips				
					Q SC 900µm fanout	Q SC 900µm fanout				
				R SC APC 2.0mm w/ clips	R SC APC 2.0mm w/ clips					
				S SC APC 3.0mm w/ clips	S SC APC 3.0mm w/ clips					
				T SC APC 900µm fanout	T SC APC 900µm fanout					
				U ST 2.0mm	U ST 2.0mm					
				V ST 3.0mm	V ST 3.0mm					
				W ST 900µm fanout	W ST 900µm fanout					
				X MTRJ 3.0mm	X MTRJ 3.0mm					

Example Model Number: FAACPHAS115

F	A	A	C	P	H	H	A	S	1	15
---	---	---	---	---	---	---	---	---	---	----

Fiber Type



A MM 62.5/125µm (OM1)



B MM 50/125µm (OM2)



C MM 50/125µm (OM3)



D MM 50/125µm (OM4)



E Single Mode



F MM 50/125µm BIF (OM2)



G MM 50/125µm BIF (OM3)



H MM 50/125µm BIF (OM4)



J Single Mode BIF

Fiber Matrix *continued*


Cable Type



C Data Center Cable



D Distribution



R Ribbon

Termination End



A MTP 12 Fiber



B MTP 24 Fiber



C MTP 12 Fiber (male)



D MTP 24 Fiber (male)



E LC 2.0mm w/ clips



F LC 3.0mm w/ clips



G LC 900µm fanout




H LC APC 2.0mm w/ clips




J LC APC 3.0mm w/ clips




K LC APC 900µm fanout




O SC 2.0mm w/ clips




P SC 3.0mm w/ clips



Q SC 900µm fanout



R SC APC 2.0mm w/ clips



S SC APC 3.0mm w/ clips



T SC APC 900µm fanout



U ST 2.0mm



V ST 3.0mm



W ST 900µm fanout



X MTRJ 3.0mm

Pulling Kit



Pre-Polished Fiber Optic Connectors

HellermannTyton's pre-polished, field-installable fiber connectors provide exceptional performance and eliminate time consuming hand polishing on the job site. These connectors feature a factory pre-polished fiber ferrule that precisely connects the fiber termination, requiring no special assembly tools, epoxy or polishing. Using a unique factory-installed wedge clip, the fiber is precision aligned to ensure a quality connection with low insertion loss. The connectors are available in Multimode 62.5/125, 50/125, Laser Optimized 50/125, and single mode versions that are color coded for easy identification.



Applications:

- Repair or replacement requirements
- Fiber to the desk
- Fiber to the subscriber applications (FTTx)
- Premise environments
- Direct equipment termination
- Equipment test leads

Technical Information:	
Insertion Loss	< 0.3 dB
Return Loss	Average 56.4db, Maximum: 45dB
Operating Temperature	-40°C to +75°C

Features & Benefits:

- Factory pre-polished fiber provides quick, reliable field terminations
- Unique wedge clip allows high-precision, low-loss terminations
- No epoxy, heat curing or polishing
- Connectors allow for re-insertion of fiber
- Meets TIA/EIA-568 performance requirements
- Meets TIA/EIA-604 (FOCIS) specifications

Pre-Polished Connectors

Product Selection

Article No.	Part No.	Type	Description	Color	Pkg. Qty.
855-14209	PFCLC10G	PFCLC	Pre-polished LC 10G 50/125 Multimode Fiber Connector	Aqua	1
855-14207	PFCLC50	PFCLC	Pre-polished LC 50/125 Multimode Fiber Connector	Black	1
855-14208	PFCLC	PFCLC	Pre-polished LC 62.5/125 Multimode Fiber Connector	Beige	1
855-14206	PFCLCSM	PFCLC	Pre-polished LC Single Mode Fiber Connector	Blue	1
855-14217	PFCS10G	PFCS	Pre-polished SC 10G 50/125 Multimode Fiber Connector	Aqua	1
855-14214	PFCS50	PFCS	Pre-polished SC 50/125 Multimode Fiber Connector	Black	1
855-14215	PFCS	PFCS	Pre-polished SC 62.5/125 Multimode Fiber Connector	Beige	1
855-14216	PFCSM	PFCS	Pre-polished SC Single Mode Fiber Connector	Blue	1
855-14213	PFCS10G	PFCS	Pre-polished ST 10G 50/125 Multimode Fiber Connector	Aqua	1
855-14210	PFCS50	PFCS	Pre-polished ST 50/125 Multimode Fiber Connector	Black	1
855-14211	PFCS	PFCS	Pre-polished ST 62.5/125 Multimode Fiber Connector	Beige	1
855-14212	PFCSM	PFCS	Pre-polished ST Single Mode Fiber Connector	Blue	1

Use **Part No.** for ordering and **Type** for specification purposes.



PFCLC10G



PFCLC50



PFCLC



PFCLCSM



PFCS10G



PFCS50



PFCS



PFCSM



PFCS10G



PFCS50



PFCS



PFCSM

Pre-Polished Connector Accessories

The termination kit provides all the necessary installation tools for fiber preparation of 250µm or 900µm fibers to be installed in the pre-polished fiber connectors. The termination kit includes a precision cleaver, installation instructions, cleave template, fiber stripper, Kevlar scissors, fiber preparation fluid, lint free cloth wipes, and a carrying case.



Pre-Polished Connector Precision Cleaver

Product Selection

Article No.	Part No.	Type	Description	Pkg. Qty.
855-49205	PFCTERMKIT	PFCTERMKIT	Pre-polished Connector Termination Kit	1
855-49206	PFCLEAVER	PFCLEAVER	Pre-polished Connector Precision Cleaver	1

Use **Part No.** for ordering and **Type** for specification purposes.

Connectors

HellermannTyton offers both SC and ST connectors in both multimode and single mode style and a LC multimode style connector. They are designed for both field and factory installation using either epoxy or anaerobic adhesive. The industry standard single mode and multimode connectors utilize pre-radiused zirconia ceramic ferrules, which provide for consistent ferrule end face geometry. Multimode connectors will work with 62.5/125 μ m and 50/125 μ m cable.

Product Selection				
Article No.	Part No.	Type	Description	Pkg. Qty.
855-14200	FCLC	FCLC	LC Multimode Fiber Connector	10
855-14201	FCSC	FCSC	SC Multimode Fiber Connector	1
855-14202	FCSCSM	FCSCSM	SC Single Mode Fiber Connector	1
855-14203	FCST	FCST	ST Multimode Fiber Connector	1
855-14204	FCSTSM	FCSTSM	ST Single Mode Fiber Connector	1

Use **Part No.** for ordering and **Type** for specification purposes.



FCLC



FCSC



FCSCSM



FCST



FCSTSM

Fiber Modules

LC, SC, ST and MTRJ multimode/single mode fiber optic adapter modules insert into HellermannTyton's standard flush wallplates.

Product Selection					
Article No.	Part No.	Type	Description	Pkg. Qty.	Carton Qty.
854-44238	LCINSERT-FW	LCINSERT	LC Duplex Fiber Module	1	25
854-44240	LCINSERT-W	LCINSERT	LC Duplex Fiber Module	1	25
854-44239	LCINSERT-I	LCINSERT	LC Duplex Fiber Module	1	25
854-44280	SCINSERT-FW	SCINSERT	SC Fiber Module	1	25
854-44282	SCINSERT-W	SCINSERT	SC Fiber Module	1	25
854-44281	SCINSERT-I	SCINSERT	SC Fiber Module	1	25
854-44227	FIBERINSERT-FW	FIBERINSERT	ST Fiber Module	1	25
854-44229	FIBERINSERT-W	FIBERINSERT	ST Fiber Module	1	25
854-44228	FIBERINSERT-I	FIBERINSERT	ST Fiber Module	1	25
854-44241	MTRJINSERT-FW	MTRJINSERT	MTRJ Fiber Module	1	25
854-44243	MTRJINSERT-W	MTRJINSERT	MTRJ Fiber Module	1	25
854-44242	MTRJINSERT-I	MTRJINSERT	MTRJ Fiber Module	1	25

Use **Part No.** for ordering and **Type** for specification purposes.



LC Duplex



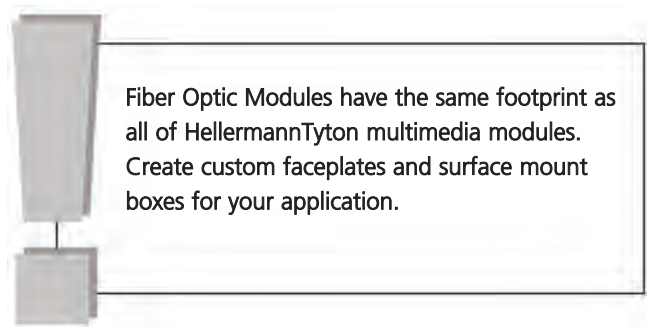
SC



ST



MTRJ



Fiber Optic Cleaning Accessories

Bulkhead Cleaners

The IBC (In Bulkhead Cleaner) products are designed specifically to clean ferrules while in the bulkhead. The MTP™/MPO model's unique design allows for the cleaning of both pinned (male) and pinless (female) MT ferrules. The LC model can effectively clean connector's right in the adapter sleeves. Both cleaners are effective for cleaning dust and oil. An adapter is supplied for cleaning connector or adapter.

Features

- Over 400 cleanings per unit
- Cleaning cloth is washed out debris free
- Adapted cap doubles as dust protection
- Compliant with FOCIS 5-type MPO interface
- Effective cleaning solution for parallel optics transceivers



FACMTP



FACLC

Product Selection				
Article No.	Part No.	Type	Description	Pkg. Qty.
855-49208	FACMTP	FAC	MTP™ In Bulkhead Cleaner	1
855-49207	FACLC	FAC	LC In Bulkhead Cleaner	1

Use **Part No.** for ordering and **Type** for specification purposes.

MTP is a registered trademark of US Conec Ltd.

Fiber Reel Cleaner

The compact, cassette-style reel cleaner is a densely woven micro-fiber cloth cleaning system which accommodates all single-fiber connector types, MTP™/MPO male and female connectors, and male and female MTRJ connectors, but not male MT connectors. The improved cloth and package design offers cost and time savings compared to competitive cassette cleaners. Simple to use, one squeeze of the ergonomic lever advances and exposes the required amount of fresh cleaning fabric for each cleaning. The anti-static cloth material produces a pristine fiber tip and minimizes contaminant attraction.



Features

- Ideal for field or factory cleaning requirements
- Cleaner has consistently outperformed competing cleaning technologies based on GR-2329 contamination testing requirements
- One cleaning produces .06kV of potential versus .33kV for other dry cloth cleaners
- Cleaning fabric is pre-washed and produces less than 70 pcs/CFM of particles greater than 1mm in size; this makes the system excellent for use in any production environment including clean rooms

Product Selection				
Article No.	Part No.	Type	Description	Pkg. Qty.
855-49209	FCRC	FCRC	Reel Cleaner	1
855-49210	FCRCREF	FCRC	Reel Cleaner Refills	6

Use **Part No.** for ordering and **Type** for specification purposes.

MTP is a registered trademark of US Conec Ltd.

Fiber Optic Stripper

This multi-function fiber optic stripper offers precision formed stripping areas for reliable stripping accuracy on multiple fiber cable types. Ergonomic rubber handles are angled to provide comfort over repeated use and reduce user fatigue. This tool strips the outer jacket off of: 2.0 - 2.4mm fiber, 2.8 - 3.0mm fiber, and 2.0 - 3.0mm loose tube fiber. It also strips the buffer and/or acrylate off of: 900µm Loose Buffer (Buffer only), 900/125µm Fiber (Buffer and Acrylate), and 250/125µm Fiber (Buffer and Acrylate).

Product Selection

Article No.	Part No.	Type	Description	Pkg. Qty.
855-19208	HTFS	HTFS	Multi-function Fiber Optic Stripper	1

Use **Part No.** for ordering and **Type** for specification purposes.



Fiberclean

HellermannTyton's Fiberclean is a fiber optic connector cleaning dispenser system, which is both economical and easy to use. This unique, handheld connector cleaner assures dirt and lint-free field connections for the most optimal signal transmission. The Fiberclean system replaces the use of gasses, alcohol swabs, napkins, and wipes. Each dispenser contains 10 feet of 1-1/2" strips of "Ultra-White" non-woven, lint-free film for complete removal of dust, dirt, oil and grease from fiber and ferrule end faces. Just three "figure-eight" strokes with the connector to the material cleans the surface. Each cleaning strip can clean up to six connectors, allowing over 400 connections to be cleaned per dispenser.

Product Selection

Article No.	Part No.	Type	Description	Pkg. Qty.
590-00171	FO1	FO	Fiberclean Fiber Optic Cleaner	1
590-00172	FO1REF	FO	Fiberclean Fiber Optic Cleaner Refill	1

Use **Part No.** for ordering and **Type** for specification purposes.



Termination Kit for ST/SC Multimode Connectors

HellermannTyton offers a complete universal fiber optic connector installation tool kit that includes all the tools and materials needed for terminations of SC/ST-style connectors. This compact and lightweight kit includes a buffer remover tool, jacket stripper, crimp tool, scribe, microscope, scissors, anaerobic adhesive and primer, polishing pad, polishing puck, polishing papers, safety glasses, syringes, needles, wipes, and bottles for alcohol and fiber debris. This kit provides enough consumables to install up to 100 connectors. Products are available separately to terminate single mode SC/ST and LC small form connectors. Replacement epoxy kit available with adhesive, primer, syringes (10), and needle tips (20).



Product Selection

Article No.	Part No.	Type	Description	Pkg. Qty.
855-19207	FCTERMKIT	FCTERMKIT	Termination Kit for ST/SC Multimode Applications	1
855-19201	FCEPOXYKIT	FCEPOXYKIT	Replacement Epoxy Kit	1
855-19203	FCPAPER5	FCPAPER5	5 Micron Polishing Paper	50
855-19202	FCPAPER1	FCPAPER1	1 Micron Polishing Paper	50
855-19204	FCPAPERSM	FCPAPERSM	.1 Micron Diamond Polishing Paper for Single Mode Applications	1
855-19206	FCPUCKSCST	FCPUCKSCST	SC/ST Polishing Puck	1
855-19205	FCPUCKLC	FCPUCKLC	LC Polishing Puck	1

Use **Part No.** for ordering and **Type** for specification purposes.

Fiber Connector Consumable Kit for ST/SC and LC Small Form Applications

This consumable replacement kit provides the materials needed for terminations of SC/ST and LC style connectors. This kit consists of anaerobic adhesive, 25 sheets each of 5mm, 1mm and 0.3mm film, syringes, mini foam swabs, Kimwipes®, canned air and an alcohol bottle. This kit provides enough consumables to install up to 100 connectors. Kimwipes® is a registered trademark of Kimberly-Clark.



Product Selection


Article No.	Part No.	Type	Description	Pkg. Qty.
855-19200	FCCONSUMABLES	FCCONSUMABLES	Consumable Kit for ST/SC and LC Small Form Applications	1

Use **Part No.** for ordering and **Type** for specification purposes.

RESIDENTIAL PRODUCTS

CONNECTING THE POINTS FOR A COMPLETE SOLUTION

Residential Enclosures	104
Residential Modules	105-110
CATV Video Amplifier	110
Residential Accessories	111-112
Residential Brackets	113
Basic Enclosure	114
Basic Modules	115-118



Home Network Sciences™

The Home Network Sciences system allows for:

- Telephone Distribution
- Video and TV Distribution
- Whole-house Audio
- Computer Networking
- Internet Networking (using DSL and cable modems)
- Customized Multimedia Wallplates

All Network Sciences products meet the requirements of the EIA/TIA-570-B Residential Cabling Standard



RE28 with Hinged Cover

Residential Enclosures

The heart of the Home Network Sciences system is the Residential Distribution Enclosure. This enclosure is strong, easy to install and utilizes a unique latching system which makes mounting of the various modules easy.

- Sturdy, 18 gauge Cold Rolled Steel construction — UL Listed
- Office white color
- Flexibility to mount half or full-size modules anywhere on grid
- Can be surface-mounted or recessed mounted in between standard 16" studs
- Zinc-plated, powder-coated, office white cover features a 3/4" overlap to hide irregular drywall cuts
- Accommodates all drywall thicknesses
- Multiple knock-outs for 1" or 1-1/2" conduit on top, sides and back facilitate cable entry from every direction
- Three large, pre-punched slots allow easy cable entry from top
- Two knock-outs on the bottom for AC power outlets in recessed or surface mount installations
- Grounding screw included for proper electrical grounding
- RE28 has built in brackets for stud mounting
- RE28 can also be mounted directly from inside enclosure wall to studs
- RE28 has a unique hinged cover that easily mounts onto enclosure without the need for screws or tools



RE18



RE18 - Cover

Product Selection


Article No.	Part No.	Type	Description	Height	Width	Depth	Cover Width	Cover Height	Pkg. Qty.
856-24200	RE18	RE18	Residential Enclosure and Cover	18"	14.1"	4"	15.75"	19.5"	1
856-24201	RE28	RE28	Residential Enclosure and Cover	28"	14.35"	4.5"	15.5"	29.5"	1

Dimensions are approximate and subject to technical changes. Use **Part No.** for ordering and **Type** for specification purposes.

Residential Modules

All modules use the same unique latching design. The modules indicate whether they are half-size or full-size. The width of the residential enclosure grid accommodates four half-sized or two full-sized modules.

- Easy to install enclosure
- All steel construction with no plastic mounting fasteners
- Easy to read color coded wiring labels
- Half-size modules include cover to conceal cable terminations
- Half-size modules are raised 1/2" above enclosure to allow cable routing under modules
- White write-on areas for easy identification
- Utilize easy, high-quality 110 punch-down blocks for permanent cable terminations
- Meets EIA/TIA-570-B standard



Step 1 -
Mount on grid



Step 2 -
Secure with two screws




Step 3 -
Push cover on module

Telephone Master Module

For basic telephone, fax and modem service. Accommodates up to 4 lines and supports up to 6 separate phone locations.

- Category 5e rated
- Security panel connection RJ-31X for automatic seizure of line 1 in emergencies
- Cover includes white write-on areas for all 4 lines and 6 locations
- Expansion RJ45 jack for connection to RMTE07 for more phone locations



Product Selection

Article No.	Part No.	Type	Description	Height	Width	Depth	Pkg. Qty.
856-04200	RMTM06	RMTM06	Telephone Master Module	6.9"	3.2"	2.2"	1

Half-size module, the width of the residential enclosure grid accommodates four half-sized or two full-sized modules. Dimensions are approximate and subject to technical changes. Use **Part No.** for ordering and **Type** for specification purposes.

Multi-Line Telephone Distribution Module

Allows more flexibility for changing locations by patching versus hardwiring, with 24 multi-line telephone connections in either 2 or 4 lines.

- Handles up to 4 incoming lines
- Security panel connection RJ-31X
- Patches to RMD08 module
- Also supports DSL internet access



Product Selection

Article No.	Part No.	Type	Description	Height	Width	Depth	Pkg. Qty.
856-64206	RMMLTD	RMMLTD	Multi-Line Telephone Distribution Module	6.2"	6.5"	.6"	1

Full-size module, the width of the residential enclosure grid accommodates four half-sized or two full-sized modules. Dimensions are approximate and subject to technical changes. Use **Part No.** for ordering and **Type** for specification purposes.

Telephone Expansion Module

Used in conjunction with RMTM06, the telephone expansion module supports up to 7 additional phone locations. A 6" Category 5e patch cord is included to connect to RMTM06.

- Category 5e rated
- Cover includes white write-on areas for all 7 locations
- Expansion RJ45 jack for connecting to additional RMTE07 modules



Product Selection

Article No.	Part No.	Type	Description	Height	Width	Depth	Pkg. Qty.
856-09200	RMTE07	RMTE07	Telephone Expansion Module	6.9"	3.2"	2.2"	1

Half-size module, the width of the residential enclosure grid accommodates four half-sized or two full-sized modules. Dimensions are approximate and subject to technical changes. Use **Part No.** for ordering and **Type** for specification purposes.

Telephone & Video Combination Module

The telephone and video combination module is for basic telephone, fax, modem and cable TV service. It accommodates up to 2 telephone lines and supports up to 6 separate phone locations. This module also distributes CATV or other video services to 4 TV locations.

- 4-way balanced passive splitter, 5 MHz - 1 GHz
- Typical Insertion Loss: 8.1dB Maximum
- Typical Return Loss: 18dB Minimum
- Typical Isolation: 24dB Minimum
- Category 5e rated
- Write-on areas for 6 phone locations and 4 CATV locations



Product Selection

Article No.	Part No.	Type	Description	Height	Width	Depth	Pkg. Qty.
856-09201	RMTV061X4	RMTV061X4	Telephone & Video Combination Module	3.9"	6.9"	1.8"	1

Full-size module, the width of the residential enclosure grid accommodates four half-sized or two full-sized modules. Dimensions are approximate and subject to technical changes. Use **Part No.** for ordering and **Type** for specification purposes.

Telephone and Data Module

The Telephone and Data Module allows computers to be connected to a Local Area Network (LAN) or Multi-Line Telephone Distribution Module (RMMLTD) to connect telephones. It supports termination of 8 Category 5e UTP cables.

- Meets EIA/TIA-568-B standard for Category 5e cabling systems
- Certified up to 1000BASE-T Gigabit Ethernet network performance
- Cover includes white write-on areas for all 8 computer locations
- Utilizes 568A wiring scheme per TIA/EIA-570B requirements



Product Selection

Article No.	Part No.	Type	Description	Height	Width	Depth	Pkg. Qty.
856-14200	RMD08	RMD08	Telephone and Data Module	6.9"	3.2"	2.2"	1

Half-size module, the width of the residential enclosure grid accommodates four half-sized or two full-sized modules. Dimensions are approximate and subject to technical changes. Use **Part No.** for ordering and **Type** for specification purposes.

Keystone Module

The Keystone Module allows computers to be connected to a Local Area Network (LAN) and accepts 8 HellermannTyton Category 5e modular jacks (RJ45FC5E-X) or Category 6 modular jacks (RJ45FC6-X)

- Accepts all keystone modules such as F-Type, BNC, RCA, S-Video and Fiber
- Meets EIA/TIA-568-B standard for Category 5e cabling systems
- Certified 1000BASE-T Gigabit Ethernet network performance
- Base includes white write-on areas for all 8 locations
- Allows user to meet recommendation for Category 6 as specified in EIA/TIA-570-B standard



Product Selection

Article No.	Part No.	Type	Description	Height	Width	Depth	Pkg. Qty.
856-14201	RMDK08	RMDK08	Keystone Module	3.9"	6.9"	3.9"	1

Full-size module, the width of the residential enclosure grid accommodates four half-sized or two full-sized modules. Dimensions are approximate and subject to technical changes. Use **Part No.** for ordering and **Type** for specification purposes.

Video Splitter Modules

HellermannTyton's video splitter module distributes CATV, digital TV or other video services to multiple TV locations. The four and eight port video splitters are available in bandwidths of both 1 and 2 GHz and feature white write-on areas for easy location identification.

Four Port - 1 GHz Video Splitter Module

- 4-way balanced passive splitter, 5 MHz - 1 GHz
- Typical Insertion Loss: 8.1dB Maximum
- Typical Return Loss: 18dB Minimum
- Typical Isolation: 24dB Minimum



Product Selection

Article No.	Part No.	Type	Description	Height	Width	Depth	Pkg. Qty.
856-19200	RMVS1X4	RMVS1X4	Four Port - 1 GHz Video Splitter	3.4"	6.3"	3.5"	1

Full-size module, the width of the residential enclosure grid accommodates four half-sized or two full-sized modules.

Dimensions are approximate and subject to technical changes. Use **Part No.** for ordering and **Type** for specification purposes.

Eight Port - 1 GHz Video Splitter Module

- 8-way balanced passive splitter, 5 MHz - 1 GHz
- Typical Insertion Loss: 12.5dB Maximum
- Typical Return Loss: 16dB Minimum
- Typical Isolation: 25dB Minimum



Product Selection

Article No.	Part No.	Type	Description	Height	Width	Depth	Pkg. Qty.
856-19202	RMVS1X8	RMVS1X8	Eight Port - 1 GHz Video Splitter	3.4"	6.3"	3.5"	1

Full-size module, the width of the residential enclosure grid accommodates four half-sized or two full-sized modules.

Dimensions are approximate and subject to technical changes. Use **Part No.** for ordering and **Type** for specification purposes.

Four Port - 2 GHz Video Splitter Module

- 4-way balanced passive splitter, 5 MHz - 2 GHz
- Typical Insertion Loss: 11.5dB Maximum
- Typical Return Loss: 18dB Minimum
- Typical Isolation: 18dB Minimum



Product Selection							
Article No.	Part No.	Type	Description	Height	Width	Depth	Pkg. Qty.
856-19201	RMVS1X42G	RMVS1X42G	Four Port - 2 GHz video splitter	3.4"	6.3"	3.5"	1

Full-size module, the width of the residential enclosure grid accommodates four half-sized or two full-sized modules.
 Dimensions are approximate and subject to technical changes. Use **Part No.** for ordering and **Type** for specification purposes.

Eight Port - 2 GHz Video Splitter Module

- 8-way balanced passive splitter, 5 MHz - 2 GHz
- Typical Insertion Loss: 20dB Maximum
- Typical Return Loss: 16dB Minimum
- Typical Isolation: 18dB Minimum




Product Selection							
Article No.	Part No.	Type	Description	Height	Width	Depth	Pkg. Qty.
856-19203	RMVS1X82G	RMVS1X82G	Eight Port - 2 GHz Video Splitter	3.4"	6.3"	3.5"	1

Full-size module, the width of the residential enclosure grid accommodates four half-sized or two full-sized modules.
 Dimensions are approximate and subject to technical changes. Use **Part No.** for ordering and **Type** for specification purposes.

Audio Distribution Module

The Audio Distribution Module allows for whole-house audio distribution and supports up to 6 pairs of speakers from a stereo receiver or amplifier.

- Connects with standard speaker wire, 14-18 AWG wire
- Parallel connection scheme ensures the best sound quality
- Removable termination covers simplify installation



Product Selection

Article No.	Part No.	Type	Description	Height	Width	Depth	Pkg. Qty.
856-29200	RMA1X6	RMA1X6	Audio Distribution Module	3.9"	6.9"	1.8"	1

Full-size module, the width of the residential enclosure grid accommodates four half-sized or two full-sized modules.
 Dimensions are approximate and subject to technical changes. Use **Part No.** for ordering and **Type** for specification purposes.

CATV Video Amplifier

Amplifies the incoming CATV or other video signal before splitting and distributing the signal.

- Increases video signal strength and quality to performance levels of up to 25dB
- Variable attenuator to adjust signal power
- Frequency range: 50 MHz - 900 MHz
- Gain Control Range: 5-25dB
- FM Trap dB: 20
- Impedance: 75 Ohm
- Power source: 12V DC 200MA



Product Selection

Article No.	Part No.	Type	Description	Height	Width	Depth	Pkg. Qty.
856-19204	RMVA	RMVA	CATV Video Amplifier Module	4.3"	6.7"	4.3"	1

Full-size module, the width of the residential enclosure grid accommodates four half-sized or two full-sized modules.
 Dimensions are approximate and subject to technical changes. Use **Part No.** for ordering and **Type** for specification purposes.

Satellite Multi-Switch 4-output

Distributes satellite signals from a dual LNB (Low Noise Block Converter) satellite antenna to a maximum of four satellite receivers.

- For optimal use, incorporate a video amplifier (HellermannTyton P/N - RMVA)
- TV Antenna Output: 40 MHz - 860 MHz
- LNB Output: 950 MHz - 2250 MHz
- Receiver Output: 40 MHz - 2250 MHz
- Impedance: 75 Ohm
- LNB Selection Voltage: LNB A:13V/14V; LNB B:17V/18V
- Receiver Output: 40 MHz - 2250 MHz



Product Selection

Article No.	Part No.	Type	Description	Height	Width	Depth	Pkg. Qty.
856-19206	RMSM04	RMSM04	Satellite Multi-Switch, 4-output	5.2"	6.4"	1.8"	1

Full-size module, the width of the residential enclosure grid accommodates four half-sized or two full-sized modules. Dimensions are approximate and subject to technical changes. Use **Part No.** for ordering and **Type** for specification purposes.

10BASE-T Network Hub

Share data from computers and printers by connecting to a 10BASE-T local area network. Supports up to 4 connections.

- Data transfer rate: 10 Mbps
- Complies with IEEE 802.3 standard and FCC Certified
- LED indicators for easy status diagnosis and troubleshooting
- Power adapter: 7.5V DC, 750 mA and mounting bracket included



Product Selection

Article No.	Part No.	Type	Description	Height	Width	Depth	Pkg. Qty.
856-44201	RM10BTH05	RM10BTH05	10BASE-T Network Hub	5.2"	6.9"	2.6"	1

Full-size module, the width of the residential enclosure grid accommodates four half-sized or two full-sized modules. Dimensions are approximate and subject to technical changes. Use **Part No.** for ordering and **Type** for specification purposes.

10/100BASE-T Network Switch

Share data from computers and printers by connecting to either a 10BASE-T or 100BASE-T Ethernet local area network. Supports up to 5 connections.

- Data transfer rate: 100 Mbps
- Complies with IEEE 802.3 standard and FCC Certified
- LED indicators for easy status diagnosis and troubleshooting
- Power adapter: 7.5V DC, 750 mA and mounting bracket included



Product Selection

Article No.	Part No.	Type	Description	Height	Width	Depth	Pkg. Qty.
856-44200	RM100BTS05	RM100BTS05	10/100BASE-T Network Hub	6.5"	6.9"	2.6"	1

Full-size module, the width of the residential enclosure grid accommodates four half-sized or two full-sized modules. Dimensions are approximate and subject to technical changes. Use **Part No.** for ordering and **Type** for specification purposes.

Internet Broadband Router

Allows single DSL or cable modem internet connection to be shared among up to 4 computers.

- Data transfer rate: 100 Mbps
- Built-in 10/100BASE-T network switch for local area networks
- Provides a natural firewall and secure gateway
- PPTP, IPSec., pass-through support for virtual private networks (VPN)
- Complies with IEEE 802.3 standard and FCC Certified
- LED indicators for easy status diagnosis and troubleshooting
- Power adapter: 12V DC, 800 mA and mounting bracket included




Product Selection

Article No.	Part No.	Type	Description	Height	Width	Depth	Pkg. Qty.
856-44202	RMIB04	RMIB04	Internet Broadband Router	7.9"	6.9"	2.7"	1

Full-size module, the width of the residential enclosure grid accommodates four half-sized or two full-sized modules. Dimensions are approximate and subject to technical changes. Use **Part No.** for ordering and **Type** for specification purposes.

Network Hub/Switch Mounting Bracket

The Network Hub/Switch Mounting Bracket accepts most small hub or switches to mount in HellermannTyton enclosures and includes adhesive strips included for easy mounting.



Product Selection							
Article No.	Part No.	Type	Description	Height	Width	Depth	Pkg. Qty.
856-19205	RHMB	RHMB	Network Hub/Switch Bracket	5.2"	6.9"	1.9"	1

Full-size module, the width of the residential enclosure grid accommodates four half-sized or two full-sized modules.
 Dimensions are approximate and subject to technical changes. Use **Part No.** for ordering and **Type** for specification purposes.

110 Mounting Bracket

The 110 block mounting bracket will accept the Category 6 48 and 96 pair and the Category 5e 50 and 100 pair 110 blocks only. Used with the RE18 or RE28, this bracket provides a secure base for the 110 block, and the unique latching system secures the bracket to the enclosure. 110 blocks can be found on pages 69-70.



110 block sold separately

Product Selection							
Article No.	Part No.	Type	Description	Height	Width	Depth	Pkg. Qty.
856-19207	R110MB	R110MB	110 Mounting Bracket	9.6"	4.4"	.728"	1

Full-size module, the width of the residential enclosure grid accommodates four half-sized or two full-sized modules.
 Dimensions are approximate and subject to technical changes. Use **Part No.** for ordering and **Type** for specification purposes.

Home Network Sciences™

Basic Line of Residential Enclosures and Modules

HellermannTyton offers a basic line of residential enclosures and modules that is a cost effective option to its standard line of residential solutions.

Basic Enclosure

This enclosure is strong, easy to install and utilizes a system which makes mounting of the various modules easy.

- Sturdy, 18 gauge cold rolled steel construction — UL Listed
- Has a unique latched cover that easily mounts onto enclosure without the need for screws or tools
- Can be surface-mounted directly from inside enclosure or recessed mounted with built in brackets between standard 16" studs
- Side and rear cable tie mounting slots for securing cable
- Zinc-plated, powder-coated, white cover features a 3/4" overlap to hide irregular drywall cuts
- Accommodates all drywall thicknesses
- Four large, pre-punched slots allow easy cable entry from top
- Knock-out on the bottom for AC power outlets in recessed or surface mount installations

Product Selection

Article No.	Part No.	Type	Description	Height	Width	Depth	Cover Height	Cover Width	Pkg. Qty.
856-24202	RE10B	RE10B	10" Residential Enclosure and Cover	10"	14.4"	4"	11.8"	16.1"	1

Includes cover, mounting brackets and hole grommets. Dimensions are approximate and subject to technical changes. Use **Part No.** for ordering and **Type** for specification purposes.



Modules sold separately

4 X 7 Telephone Module

For basic telephone, fax and modem service. Accommodates up to 4 lines and supports up to 7 separate phone locations.

- Security panel connection RJ-31X for automatic seizure of line 1 in emergencies
- Utilizes 568A wiring scheme per TIA/EIA-570-B requirements



Product Selection							
Article No.	Part No.	Type	Description	Height	Width	Depth	Pkg. Qty.
856-64204	RMTM07B	RMTM07B	Telephone Module	8.6"	2.6"	1"	1

Dimensions are approximate and subject to technical changes. Use **Part No.** for ordering and **Type** for specification purposes.

4 X 11 Telephone Module

For basic telephone, fax and modem service. Accommodates up to 4 lines and supports up to 11 separate phone locations.

- Security panel connection RJ-31X for automatic seizure of line 1 in emergencies
- Utilizes 568A wiring scheme per TIA/EIA-570-B requirements



Product Selection							
Article No.	Part No.	Type	Description	Height	Width	Depth	Pkg. Qty.
856-64205	RMTM11B	RMTM11B	Telephone Module	8.6"	2.6"	1"	1

Dimensions are approximate and subject to technical changes. Use **Part No.** for ordering and **Type** for specification purposes.

Telephone Mounting Bracket

The telephone mounting bracket allows basic telephone modules to be used in the RE18 or RE28 enclosures.

- Used in conjunction with RMTM07B or RMTM11B



Product Selection							
Article No.	Part No.	Type	Description	Height	Width	Depth	Pkg. Qty.
856-49200	RMTM11MB	RMTM11MB	Telephone Mounting Bracket	9.1"	3.2"	1.7"	1

Dimensions are approximate and subject to technical changes. Use **Part No.** for ordering and **Type** for specification purposes.

Data Module

The data module allows computers to be connected to a Local Area Network (LAN). Supports up to 6 Category 5e RJ45 locations.

- Meets EIA/TIA-568-B standard for Category 5e cabling systems
- Utilizes 568A wiring scheme per TIA/EIA-570B requirements



Product Selection							
Article No.	Part No.	Type	Description	Height	Width	Depth	Pkg. Qty.
856-59200	RMD07B	RMD07B	Data Module	4.9"	2.6"	1"	1

Dimensions are approximate and subject to technical changes. Use **Part No.** for ordering and **Type** for specification purposes.

Video Splitter Modules

HellermannTyton's passive video splitter module distributes CATV, digital TV or other video services to multiple TV locations. The four and eight port video splitters are available in bandwidths of both 1 and 2 GHz.

Four Port - 1 GHz Video Splitter Module

- 4-way balanced passive splitter, 5 MHz – 1 GHz
- Typical Insertion Loss: 8.1dB Maximum
- Typical Return Loss In: 18dB Minimum
- Typical Return Loss Out: 20dB Minimum
- Typical Isolation: 24dB Minimum



Product Selection							
Article No.	Part No.	Type	Description	Height	Width	Depth	Pkg. Qty.
856-64200	RMVS1X41GB	RMVS1X41GB	1 GHz Video Splitter Module, 4 port	1.63"	2.9"	1.13"	1

Dimensions are approximate and subject to technical changes. Use **Part No.** for ordering and **Type** for specification purposes.

Eight Port - 1 GHz Video Splitter Module

- 8-way balanced passive splitter, 5 MHz – 1 GHz
- Typical Insertion Loss: 12.5dB Maximum
- Typical Return Loss In: 20dB Minimum
- Typical Return Loss Out: 20dB Minimum
- Typical Isolation: 21dB Minimum



Product Selection							
Article No.	Part No.	Type	Description	Height	Width	Depth	Pkg. Qty.
856-64201	RMVS1X81GB	RMVS1X81GB	1 GHz Video Splitter Module, 8 port	2.68"	3.01"	1.13"	1

Dimensions are approximate and subject to technical changes. Use **Part No.** for ordering and **Type** for specification purposes.

Four Port - 2 GHz Video Splitter Module

- 4-way balanced passive splitter, 5 MHz – 2 GHz
- Typical Insertion Loss: 11.5dB Maximum
- Typical Return Loss In: 15dB Minimum
- Typical Return Loss Out: 12dB Minimum
- Typical Isolation: 18dB Minimum



Product Selection

Article No.	Part No.	Type	Description	Height	Width	Depth	Pkg. Qty.
856-64202	RMVS1X42GB	RMVS1X42GB	2 GHz Video Splitter Module, 4 port	1.63"	2.9"	1.13"	1

Dimensions are approximate and subject to technical changes. Use **Part No.** for ordering and **Type** for specification purposes.

Eight Port - 2 GHz Video Splitter Module

- 8-way balanced passive splitter, 5 MHz – 2 GHz
- Typical Insertion Loss: 18.5dB Maximum
- Typical Return Loss In: 10dB Minimum
- Typical Return Loss Out: 10dB Minimum
- Typical Isolation: 20dB Minimum



Product Selection

Article No.	Part No.	Type	Description	Height	Width	Depth	Pkg. Qty.
856-64203	RMVS1X82GB	RMVS1X82GB	2 GHz Video Splitter Module, 8 port	2.68"	3.01"	1.13"	1

Dimensions are approximate and subject to technical changes. Use **Part No.** for ordering and **Type** for specification purposes.

ROUTING AND RACEWAY PRODUCTS

CONNECTING THE POINTS FOR A COMPLETE SOLUTION

TSR and TSRP Raceways	120-127
InfoStream Raceway	128-137
Wiring Duct	138



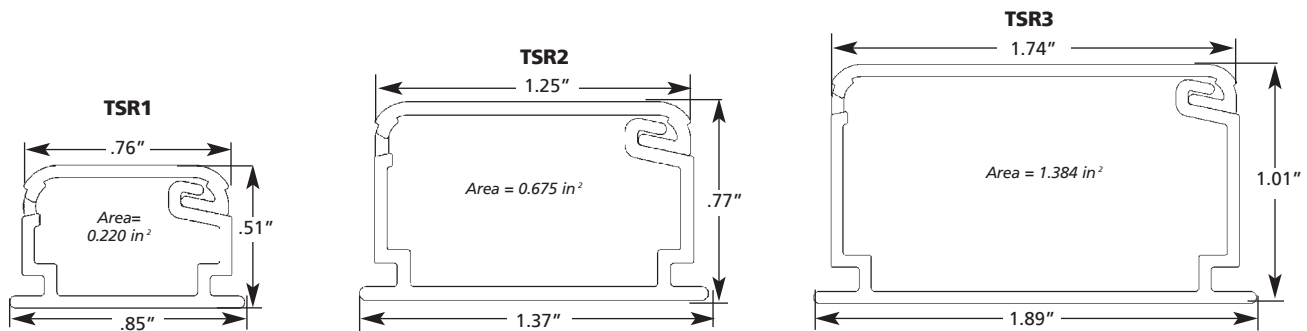
Surface Raceway Systems

HellermannTyton's surface raceway systems are industry preferred for their sleek designs, labor-saving features, and durability. With the addition of the TSRP power surface raceway, HellermannTyton offers an integrated raceway package which fits together to meet the requirements of most any raceway application. Installed at school systems, hospitals, research centers, factories, offices, and many other locations, HellermannTyton's raceway systems make the difference in aesthetics, durability, and cost savings.

TSR - Low Voltage Surface Raceway

HellermannTyton's low voltage raceway (TSR) is a one piece, non-metallic, adhesive backed latching raceway designed to aesthetically organize and route communications wires, including high speed UTP cable and fiber optic cable, from the telecom room to the work area.

- Tamper resistant, self-locking, hidden positive latch permits quick re-entry as well as providing a secure installation of premise wire
- Fittings incorporate a minimum 1" bend radius per ANSI/TIA-568-C and 569-A standards
- Rubber-based, foam-tape adhesive with high ultimate bond strength conforms to any surface
- Flexible hinge allows the raceway to endure numerous openings without creating discoloration or stress cracking
- Manufactured from UL 94V-0 rated PVC material



Product Selection

Article No.	Part No.	Type	Description	Color	Width	Height	Length	Carton Qty.
TSR1 Raceway								
250-01601	TSR1FW-6A	TSR1-6A	3/4" One Piece Surface Raceway	Office White	0.75"	.5"	6'	120'
250-01604	TSR1W-6A	TSR1-6A	3/4" One Piece Surface Raceway	White	0.75"	.5"	6'	120'
250-01602	TSR1I-6A	TSR1-6A	3/4" One Piece Surface Raceway	Ivory	0.75"	.5"	6'	120'
250-01800	TSR1FW-8A	TSR1-8A	3/4" One Piece Surface Raceway	Office White	0.75"	.5"	8'	160'
250-01802	TSR1W-8A	TSR1-8A	3/4" One Piece Surface Raceway	White	0.75"	.5"	8'	160'
250-01801	TSR1I-8A	TSR1-8A	3/4" One Piece Surface Raceway	Ivory	0.75"	.5"	8'	160'
TSR2 Raceway								
250-02601	TSR2FW-6A	TSR2-6A	1-1/4" One Piece Surface Raceway	Office White	1.25"	.75"	6'	120'
250-02603	TSR2W-6A	TSR2-6A	1-1/4" One Piece Surface Raceway	White	1.25"	.75"	6'	120'
250-02602	TSR2I-6A	TSR2-6A	1-1/4" One Piece Surface Raceway	Ivory	1.25"	.75"	6'	120'
250-02800	TSR2FW-8A	TSR2-8A	1-1/4" One Piece Surface Raceway	Office White	1.25"	.75"	8'	160'
250-02801	TSR2W-8A	TSR2-8A	1-1/4" One Piece Surface Raceway	White	1.25"	.75"	8'	160'
250-02802	TSR2I-8A	TSR2-8A	1-1/4" One Piece Surface Raceway	Ivory	1.25"	.75"	8'	160'
TSR3 Raceway								
250-03600	TSR3FW-6A	TSR3-6A	1-3/4" One Piece Surface Raceway	Office White	1.75"	1"	6'	120'
250-03602	TSR3W-6A	TSR3-6A	1-3/4" One Piece Surface Raceway	White	1.75"	1"	6'	120'
250-03601	TSR3I-6A	TSR3-6A	1-3/4" One Piece Surface Raceway	Ivory	1.75"	1"	6'	120'
250-03800	TSR3FW-8A	TSR3-8A	1-3/4" One Piece Surface Raceway	Office White	1.75"	1"	8'	160'
250-03802	TSR3W-8A	TSR3-8A	1-3/4" One Piece Surface Raceway	White	1.75"	1"	8'	160'
250-03801	TSR3I-8A	TSR3-8A	1-3/4" One Piece Surface Raceway	Ivory	1.75"	1"	8'	160'

Use **Part No.** for ordering and **Type** for specification purposes.

TSR - Low Voltage Surface Raceway Accessories

HellermannTyton provides a complete line of fittings to manage connectivity requirements from the telecommunications room to the work area. Each size of raceway offers numerous fittings, offered in electrical ivory, white or office white, including ANSI/TIA-568-C compliant 1" bend radius accessories which help ensure consistent data transmission performance of Category 5e and 6 communications systems.

Product Selection					
Article No.	Part No.	Type	Description	Color	Pkg. Qty.
TSR1 Raceway Fittings					
250-01141	TSR1FW-14	TSR1-14	Splice Cover - 3/4"	Office White	10
250-01402	TSR1W-14	TSR1-14	Splice Cover - 3/4"	White	10
250-01401	TSR1I-14	TSR1-14	Splice Cover - 3/4"	Ivory	10
250-01216	TSR1FW-21-1	TSR1-21-1	Tee Cover - 3/4" - 1" Bend Radius	Office White	10
250-01213	TSR1W-21-1	TSR1-21-1	Tee Cover - 3/4" - 1" Bend Radius	White	10
250-01211	TSR1I-21-1	TSR1-21-1	Tee Cover - 3/4" - 1" Bend Radius	Ivory	10
250-01252	TSR1FW-25-1	TSR1-25-1	Elbow Cover - 3/4" - 1" Bend Radius	Office White	10
250-01257	TSR1W-25-1	TSR1-25-1	Elbow Cover - 3/4" - 1" Bend Radius	White	10
250-01254	TSR1I-25-1	TSR1-25-1	Elbow Cover - 3/4" - 1" Bend Radius	Ivory	10
250-12904	TSR1FW-29-1	TSR1-29-1	External Corner - 3/4" - 1" Bend Radius	Office White	10
250-12912	TSR1W-29-1	TSR1-29-1	External Corner - 3/4" - 1" Bend Radius	White	10
250-12908	TSR1I-29-1	TSR1-29-1	External Corner - 3/4" - 1" Bend Radius	Ivory	10
250-01332	TSR1FW-33-1	TSR1-33-1	Internal Corner - 3/4" - 1" Bend Radius	Office White	10
250-01337	TSR1W-33-1	TSR1-33-1	Internal Corner - 3/4" - 1" Bend Radius	White	10
250-01334	TSR1I-33-1	TSR1-33-1	Internal Corner - 3/4" - 1" Bend Radius	Ivory	10
250-01361	TSR1FW-36	TSR1-36	End Cap - 3/4"	Office White	10
250-01363	TSR1W-36	TSR1-36	End Cap - 3/4"	White	10
250-01362	TSR1I-36	TSR1-36	End Cap - 3/4"	Ivory	10
250-01502	TSR1FW-50	TSR1-50	Ceiling Drop - 3/4"	Office White	10
250-01503	TSR1W-50	TSR1-50	Ceiling Drop - 3/4"	White	10
250-01501	TSR1I-50	TSR1-50	Ceiling Drop - 3/4"	Ivory	10
TSR2 Raceway Fittings					
250-02140	TSR2FW-14	TSR2-14	Splice Cover - 1-1/4"	Office White	10
250-02142	TSR2W-14	TSR2-14	Splice Cover - 1-1/4"	White	10
250-02141	TSR2I-14	TSR2-14	Splice Cover - 1-1/4"	Ivory	10
250-02213	TSR2FW-21-1	TSR2-21-1	Tee Cover - 1-1/4" - 1" Bend Radius	Office White	10
250-02215	TSR2W-21-1	TSR2-21-1	Tee Cover - 1-1/4" - 1" Bend Radius	White	10
250-02214	TSR2I-21-1	TSR2-21-1	Tee Cover - 1-1/4" - 1" Bend Radius	Ivory	10
250-02255	TSR2FW-25-1	TSR2-25-1	Elbow Cover - 1-1/4" - 1" Bend Radius	Office White	10
250-02253	TSR2W-25-1	TSR2-25-1	Elbow Cover - 1-1/4" - 1" Bend Radius	White	10
250-02256	TSR2I-25-1	TSR2-25-1	Elbow Cover - 1-1/4" - 1" Bend Radius	Ivory	10
250-22904	TSR2FW-29-1	TSR2-29-1	External Corner - 1-1/4" - 1" Bend Radius	Office White	10
250-22903	TSR2W-29-1	TSR2-29-1	External Corner - 1-1/4" - 1" Bend Radius	White	10
250-22906	TSR2I-29-1	TSR2-29-1	External Corner - 1-1/4" - 1" Bend Radius	Ivory	10
250-02333	TSR2FW-33-1	TSR2-33-1	Internal Corner - 1-1/4" - 1" Bend Radius	Office White	10
250-02335	TSR2W-33-1	TSR2-33-1	Internal Corner - 1-1/4" - 1" Bend Radius	White	10
250-02334	TSR2I-33-1	TSR2-33-1	Internal Corner - 1-1/4" - 1" Bend Radius	Ivory	10
250-02360	TSR2FW-36	TSR2-36	End Cap - 1-1/4"	Office White	10
250-02362	TSR2W-36	TSR2-36	End Cap - 1-1/4"	White	10
250-02361	TSR2I-36	TSR2-36	End Cap - 1-1/4"	Ivory	10
250-02500	TSR2FW-50	TSR2-50	Ceiling Drop - 1-1/4"	Office White	10
250-02504	TSR2W-50	TSR2-50	Ceiling Drop - 1-1/4"	White	10
250-02501	TSR2I-50	TSR2-50	Ceiling Drop - 1-1/4"	Ivory	10



Splice Cover



Tee Cover



Elbow Cover



External Corner



Internal Corner



End Cap



Ceiling Drop

Routing and Raceway Products

TSR - Low Voltage Surface Raceway Accessories

Product Selection					
Article No.	Part No.	Type	Description	Color	Pkg. Qty.
TSR3 Raceway Fittings					
250-03140	TSR3FW-14	TSR3-14	Splice Cover - 1-3/4"	Office White	10
250-03142	TSR3W-14	TSR3-14	Splice Cover - 1-3/4"	White	10
250-03141	TSR3I-14	TSR3-14	Splice Cover - 1-3/4"	Ivory	10
250-03214	TSR3FW-21-1	TSR3-21-1	Tee Cover - 1-3/4" - 1" Bend Radius	Office White	10
250-03213	TSR3W-21-1	TSR3-21-1	Tee Cover - 1-3/4" - 1" Bend Radius	White	10
250-03215	TSR3I-21-1	TSR3-21-1	Tee Cover - 1-3/4" - 1" Bend Radius	Ivory	10
250-03253	TSR3FW-25-1	TSR3-25-1	Elbow Cover - 1-3/4" - 1" Bend Radius	Office White	10
250-03255	TSR3W-25-1	TSR3-25-1	Elbow Cover - 1-3/4" - 1" Bend Radius	White	10
250-03254	TSR3I-25-1	TSR3-25-1	Elbow Cover - 1-3/4" - 1" Bend Radius	Ivory	10
250-32903	TSR3FW-29-1	TSR3-29-1	External Corner - 1-3/4" - 1" Bend Radius	Office White	10
250-32905	TSR3W-29-1	TSR3-29-1	External Corner - 1-3/4" - 1" Bend Radius	White	10
250-32904	TSR3I-29-1	TSR3-29-1	External Corner - 1-3/4" - 1" Bend Radius	Ivory	10
250-03333	TSR3FW-33-1	TSR3-33-1	Internal Corner - 1-3/4" - 1" Bend Radius	Office White	10
250-03335	TSR3W-33-1	TSR3-33-1	Internal Corner - 1-3/4" - 1" Bend Radius	White	10
250-03334	TSR3I-33-1	TSR3-33-1	Internal Corner - 1-3/4" - 1" Bend Radius	Ivory	10
250-03360	TSR3FW-36	TSR3-36	End Cap - 1-3/4"	Office White	10
250-03362	TSR3W-36	TSR3-36	End Cap - 1-3/4"	White	10
250-03361	TSR3I-36	TSR3-36	End Cap - 1-3/4"	Ivory	10
250-03500	TSR3FW-50	TSR3-50	Ceiling Drop - 1-3/4"	Office White	10
250-03502	TSR3W-50	TSR3-50	Ceiling Drop - 1-3/4"	White	10
250-03501	TSR3I-50	TSR3-50	Ceiling Drop - 1-3/4"	Ivory	10

Use **Part No.** for ordering and **Type** for specification purposes.



Splice Cover



Tee Cover



Elbow Cover



External Corner



Internal Corner



End Cap



Ceiling Drop

Reducers

Product Selection					
Article No.	Part No.	Type	Description	Color	Pkg. Qty.
250-01120	TSR1FW-12	TSR1-12	Reducer - 1-3/4" to 1-1/4" (TSR3 to TSR2)	Office White	10
250-01124	TSR1W-12	TSR1-12	Reducer - 1-3/4" to 1-1/4" (TSR3 to TSR2)	White	10
250-01122	TSR1I-12	TSR1-12	Reducer - 1-3/4" to 1-1/4" (TSR3 to TSR2)	Ivory	10
250-02120	TSR2FW-12	TSR2-12	Reducer - 1-3/4" to 3/4" (TSR3 to TSR1)	Office White	10
250-02122	TSR2W-12	TSR2-12	Reducer - 1-3/4" to 3/4" (TSR3 to TSR1)	White	10
250-02121	TSR2I-12	TSR2-12	Reducer - 1-3/4" to 3/4" (TSR3 to TSR1)	Ivory	10
250-03120	TSR3FW-12	TSR3-12	Reducer - 1-1/4" to 3/4" (TSR2 to TSR1)	Office White	10
250-03122	TSR3W-12	TSR3-12	Reducer - 1-1/4" to 3/4" (TSR2 to TSR1)	White	10
250-03121	TSR3I-12	TSR3-12	Reducer - 1-1/4" to 3/4" (TSR2 to TSR1)	Ivory	10

Use **Part No.** for ordering and **Type** for specification purposes.



Reducer

Junction Boxes

Offered in a dual or single gang format, HellermannTyton's low voltage junction boxes are versatile enough for any network cabling application. Available in varying depths, these boxes are all equipped with concentric knockouts on all four sides for every TSR size of raceway, which eliminates routing and installation inconvenience. All five styles of junction boxes come with adhesive strips for the back of the base, and also #6 screws to secure the box to the base.



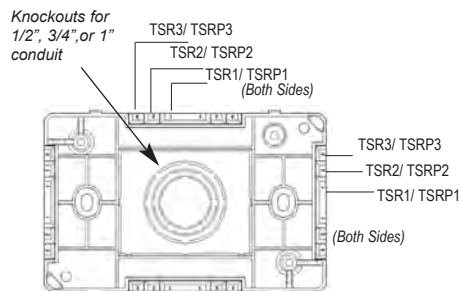
Product Selection

Article No.	Part No.	Type	Description	Color	Width	Height	Length	Pkg. Qty.
250-10001	TSRFW-JB1	TSR-JB1	Single Gang Junction Box	Office White	3"	1.25"	4.75"	1
250-10009	TSRW-JB1	TSR-JB1	Single Gang Junction Box	White	3"	1.25"	4.75"	1
250-10004	TSRI-JB1	TSR-JB1	Single Gang Junction Box	Ivory	3"	1.25"	4.75"	1
250-10002	TSRFW-JB2	TSR-JB2	Single Gang Junction Box	Office White	3"	2"	4.75"	1
250-10010	TSRW-JB2	TSR-JB2	Single Gang Junction Box	White	3"	2"	4.75"	1
250-10005	TSRI-JB2	TSR-JB2	Single Gang Junction Box	Ivory	3"	2"	4.75"	1
250-00191	TSRFW-JB3	TSR-JB3	Single Gang Junction Box	Office White	3.2"	2.77"	4.95"	1
250-00192	TSRW-JB3	TSR-JB3	Single Gang Junction Box	White	3.2"	2.77"	4.95"	1
250-00193	TSRI-JB3	TSR-JB3	Single Gang Junction Box	Ivory	3.2"	2.77"	4.95"	1
250-10003	TSRFW-JBD	TSR-JBD	Dual Gang Junction Box	Office White	4.91"	1.5"	4.83"	1
250-10013	TSRW-JBD	TSR-JBD	Dual Gang Junction Box	White	4.91"	1.5"	4.83"	1
250-10008	TSRI-JBD	TSR-JBD	Dual Gang Junction Box	Ivory	4.91"	1.5"	4.83"	1
250-20001	TSRFW-JBD2	TSR-JBD2	Dual Gang Junction Box	Office White	5.02"	2.77"	4.94"	1
250-20000	TSRW-JBD2	TSR-JBD2	Dual Gang Junction Box	White	5.02"	2.77"	4.94"	1
250-20002	TSRI-JBD2	TSR-JBD2	Dual Gang Junction Box	Ivory	5.02"	2.77"	4.94"	1

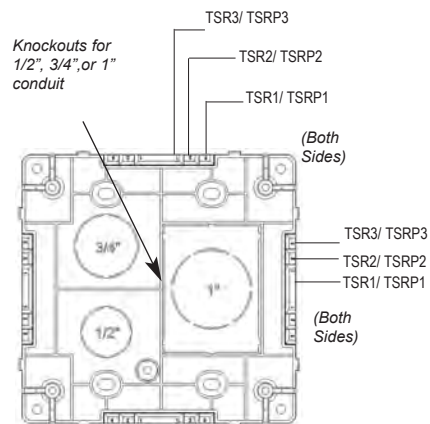
Use **Part No.** for ordering and **Type** for specification purposes.

*Recommend using the TSRX-JB2, TSRX-JB3 AND TSRX-JBD2 for voice and data applications

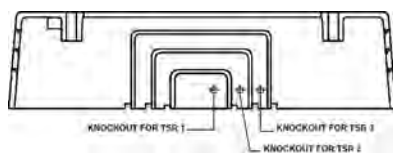
TSR and TSRP Junction Box Knockout Locations



JB1, JB2, JB3 - SINGLE GANG




JBD, JBD2 - DUAL GANG

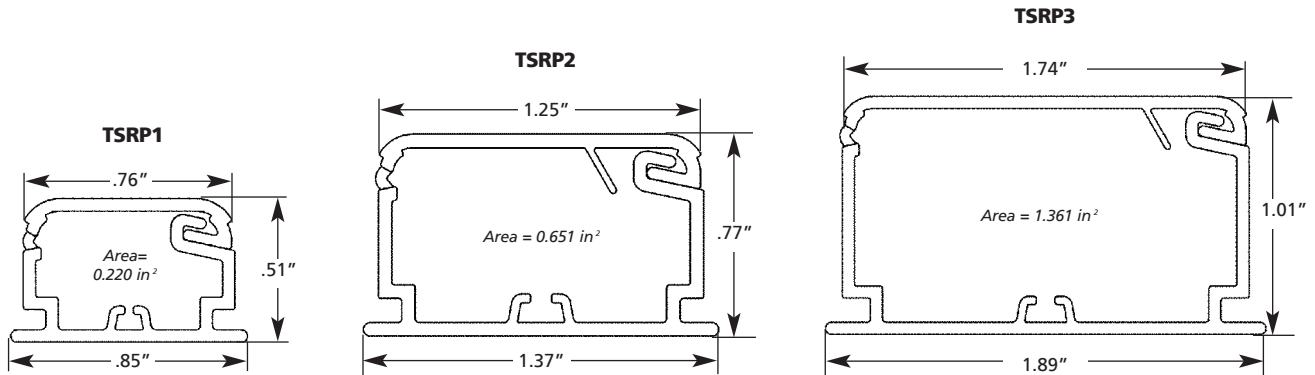


TSRP - Power Rated Surface Raceway

HellermannTyton's TSRP power surface raceway is a one piece, non-metallic, adhesive backed latching raceway designed to aesthetically organize and route either power or communications cables. Completely tamper resistant, the cover's self-locking, hidden positive latch permits quick re-entry as well as providing a secure installation of power cables.



- UL Listed for power up to 600 Volts, meeting UL5A and CSA 22.2 Number 62-93
- Manufactured from UL 94V-0 rated PVC material
- Large base for greater adhesive surface
- Junction boxes can be used for electrical or data outlets
- Fittings incorporate a minimum 1" bend radius per ANSI/TIA-568-C and 569-A
- Rubber-based foam tape adhesive with high ultimate bond strength, which conforms to any surface
- Flexible hinge allows the raceway to endure numerous openings without creating discoloration or stress cracking
- Designed to complement HellermannTyton's industry standard TSR low voltage raceway system



Product Selection

Article No.	Part No.	Type	Description	Color	Width	Height	Length	Carton Qty.
TSRP1 Raceway								
250-61600	TSRP1FW-6A	TSRP1-6A	3/4" One Piece Surface Raceway	Office White	.75"	.5"	6'	120'
250-61602	TSRP1W-6A	TSRP1-6A	3/4" One Piece Surface Raceway	White	.75"	.5"	6'	120'
250-61601	TSRP1I-6A	TSRP1-6A	3/4" One Piece Surface Raceway	Ivory	.75"	.5"	6'	120'
250-61800	TSRP1FW-8A	TSRP1-8A	3/4" One Piece Surface Raceway	Office White	.75"	.5"	8'	160'
250-61802	TSRP1W-8A	TSRP1-8A	3/4" One Piece Surface Raceway	White	.75"	.5"	8'	160'
250-61801	TSRP1I-8A	TSRP1-8A	3/4" One Piece Surface Raceway	Ivory	.75"	.5"	8'	160'
TSRP2 Raceway								
250-62600	TSRP2FW-6A	TSRP2-6A	1-1/4" One Piece Surface Raceway	Office White	1.25"	.75"	6'	120'
250-62602	TSRP2W-6A	TSRP2-6A	1-1/4" One Piece Surface Raceway	White	1.25"	.75"	6'	120'
250-62601	TSRP2I-6A	TSRP2-6A	1-1/4" One Piece Surface Raceway	Ivory	1.25"	.75"	6'	120'
250-62800	TSRP2FW-8A	TSRP2-8A	1-1/4" One Piece Surface Raceway	Office White	1.25"	.75"	8'	160'
250-62802	TSRP2W-8A	TSRP2-8A	1-1/4" One Piece Surface Raceway	White	1.25"	.75"	8'	160'
250-62801	TSRP2I-8A	TSRP2-8A	1-1/4" One Piece Surface Raceway	Ivory	1.25"	.75"	8'	160'
TSRP3 Raceway								
250-63600	TSRP3FW-6A	TSRP3-6A	1-3/4" One Piece Surface Raceway	Office White	1.75"	1"	6'	120'
250-63602	TSRP3W-6A	TSRP3-6A	1-3/4" One Piece Surface Raceway	White	1.75"	1"	6'	120'
250-63601	TSRP3I-6A	TSRP3-6A	1-3/4" One Piece Surface Raceway	Ivory	1.75"	1"	6'	120'
250-63800	TSRP3FW-8A	TSRP3-8A	1-3/4" One Piece Surface Raceway	Office White	1.75"	1"	8'	160'
250-63802	TSRP3W-8A	TSRP3-8A	1-3/4" One Piece Surface Raceway	White	1.75"	1"	8'	160'
250-63801	TSRP3I-8A	TSRP3-8A	1-3/4" One Piece Surface Raceway	Ivory	1.75"	1"	8'	160'

Use **Part No.** for ordering and **Type** for specification purposes.

TSRP — Power Surface Raceway Accessories


HellermannTyton provides a complete line of fittings to manage connectivity requirements from the telecommunications room to the work area. Each size of raceway offers numerous fittings, offered in electrical ivory, white or office white, including ANSI/TIA-568-C compliant 1" bend radius accessories which help ensure consistent data transmission performance of Category 5e and 6 communications systems.

Product Selection					
Article No.	Part No.	Type	Description	Color	Pkg. Qty.
TSRP1 Raceway Fittings					
250-61140	TSRP1FW-14	TSRP1-14	Splice Cover - 3/4"	Office White	10
250-61142	TSRP1W-14	TSRP1-14	Splice Cover - 3/4"	White	10
250-61141	TSRP1I-14	TSRP1-14	Splice Cover - 3/4"	Ivory	10
250-61214	TSRP1FW-21-1	TSRP1-21-1	Tee - 3/4" - 1" Bend Radius	Office White	10
250-61212	TSRP1W-21-1	TSRP1-21-1	Tee - 3/4" - 1" Bend Radius	White	10
250-61210	TSRP1I-21-1	TSRP1-21-1	Tee - 3/4" - 1" Bend Radius	Ivory	10
250-61250	TSRP1FW-25-1	TSRP1-25-1	Elbow - 3/4" - 1" Bend Radius	Office White	10
250-61253	TSRP1W-25-1	TSRP1-25-1	Elbow - 3/4" - 1" Bend Radius	White	10
250-61251	TSRP1I-25-1	TSRP1-25-1	Elbow - 3/4" - 1" Bend Radius	Ivory	10
250-61290	TSRP1FW-29-1	TSRP1-29-1	External Corner - 3/4" - 1" Bend Radius	Office White	10
250-61294	TSRP1W-29-1	TSRP1-29-1	External Corner - 3/4" - 1" Bend Radius	White	10
250-61292	TSRP1I-29-1	TSRP1-29-1	External Corner - 3/4" - 1" Bend Radius	Ivory	10
250-61330	TSRP1FW-33-1	TSRP1-33-1	Internal Cover - 3/4" - 1" Bend Radius	Office White	10
250-61333	TSRP1W-33-1	TSRP1-33-1	Internal Cover - 3/4" - 1" Bend Radius	White	10
250-61331	TSRP1I-33-1	TSRP1-33-1	Internal Cover - 3/4" - 1" Bend Radius	Ivory	10
250-61360	TSRP1FW-36	TSRP1-36	End Cap - 3/4"	Office White	10
250-61362	TSRP1W-36	TSRP1-36	End Cap - 3/4"	White	10
250-61361	TSRP1I-36	TSRP1-36	End Cap - 3/4"	Ivory	10
250-61500	TSRP1FW-50	TSRP1-50	Ceiling Drop - 3/4"	Office White	10
250-61502	TSRP1W-50	TSRP1-50	Ceiling Drop - 3/4"	White	10
250-61501	TSRP1I-50	TSRP1-50	Ceiling Drop - 3/4"	Ivory	10
TSRP2 Raceway Fittings					
250-62140	TSRP2FW-14	TSRP2-14	Splice Cover - 1-1/4"	Office White	10
250-62142	TSRP2W-14	TSRP2-14	Splice Cover - 1-1/4"	White	10
250-62141	TSRP2I-14	TSRP2-14	Splice Cover - 1-1/4"	Ivory	10
250-62210	TSRP2FW-21-1	TSRP2-21-1	Tee - 1-1/4" - 1" Bend Radius	Office White	10
250-62214	TSRP2W-21-1	TSRP2-21-1	Tee - 1-1/4" - 1" Bend Radius	White	10
250-62212	TSRP2I-21-1	TSRP2-21-1	Tee - 1-1/4" - 1" Bend Radius	Ivory	10
250-62250	TSRP2FW-25-1	TSRP2-25-1	Elbow - 1-1/4" - 1" Bend Radius	Office White	10
250-62253	TSRP2W-25-1	TSRP2-25-1	Elbow - 1-1/4" - 1" Bend Radius	White	10
250-62251	TSRP2I-25-1	TSRP2-25-1	Elbow - 1-1/4" - 1" Bend Radius	Ivory	10
250-62291	TSRP2FW-29-1	TSRP2-29-1	External Corner - 1-1/4" - 1" Bend Radius	Office White	10
250-62295	TSRP2W-29-1	TSRP2-29-1	External Corner - 1-1/4" - 1" Bend Radius	White	10
250-62293	TSRP2I-29-1	TSRP2-29-1	External Corner - 1-1/4" - 1" Bend Radius	Ivory	10
250-62330	TSRP2FW-33-1	TSRP2-33-1	Internal Corner - 1-1/4" - 1" Bend Radius	Office White	10
250-62335	TSRP2W-33-1	TSRP2-33-1	Internal Corner - 1-1/4" - 1" Bend Radius	White	10
250-62332	TSRP2I-33-1	TSRP2-33-1	Internal Corner - 1-1/4" - 1" Bend Radius	Ivory	10
250-62360	TSRP2FW-36	TSRP2-36	End Cap - 1-1/4"	Office White	10
250-62362	TSRP2W-36	TSRP2-36	End Cap - 1-1/4"	White	10
250-62361	TSRP2I-36	TSRP2-36	End Cap - 1-1/4"	Ivory	10
250-62500	TSRP2FW-50	TSRP2-50	Ceiling Drop - 1-1/4"	Office White	10
250-62502	TSRP2W-50	TSRP2-50	Ceiling Drop - 1-1/4"	White	10
250-62501	TSRP2I-50	TSRP2-50	Ceiling Drop - 1-1/4"	Ivory	10

Use **Part No.** for ordering and **Type** for specification purposes.



Splice Cover



Tee Cover



Elbow Cover



External Corner



Internal Corner



End Cap



Ceiling Drop

TSRP — Power Surface Raceway Accessories

Product Selection

Article No.	Part No.	Type	Description	Color	Pkg. Qty.
TSRP3 Raceway Fittings					
250-63140	TSRP3FW-14	TSRP3-14	Splice Cover - 1-3/4"	Office White	10
250-63142	TSRP3W-14	TSRP3-14	Splice Cover - 1-3/4"	White	10
250-63141	TSRP3I-14	TSRP3-14	Splice Cover - 1-3/4"	Ivory	10
250-63210	TSRP3FW-21-1	TSRP3-21-1	Tee -1-3/4" - 1" Bend Radius	Office White	10
250-63214	TSRP3W-21-1	TSRP3-21-1	Tee -1-3/4" - 1" Bend Radius	White	10
250-63212	TSRP3I-21-1	TSRP3-21-1	Tee -1-3/4" - 1" Bend Radius	Ivory	10
250-63250	TSRP3FW-25-1	TSRP3-25-1	Elbow -1-3/4" - 1" Bend Radius	Office White	10
250-63254	TSRP3W-25-1	TSRP3-25-1	Elbow -1-3/4" - 1" Bend Radius	White	10
250-63252	TSRP3I-25-1	TSRP3-25-1	Elbow -1-3/4" - 1" Bend Radius	Ivory	10
250-63290	TSRP3FW-29-1	TSRP3-29-1	External Corner - 1-3/4" 1" Bend Radius	Office White	10
250-63294	TSRP3W-29-1	TSRP3-29-1	External Corner - 1-3/4" 1" Bend Radius	White	10
250-63292	TSRP3I-29-1	TSRP3-29-1	External Corner - 1-3/4" 1" Bend Radius	Ivory	10
250-63330	TSRP3FW-33-1	TSRP3-33-1	Internal Corner - 1-3/4" 1" Bend Radius	Office White	10
250-63334	TSRP3W-33-1	TSRP3-33-1	Internal Corner - 1-3/4" 1" Bend Radius	White	10
250-63332	TSRP3I-33-1	TSRP3-33-1	Internal Corner - 1-3/4" 1" Bend Radius	Ivory	10
250-63360	TSRP3FW-36	TSRP3-36	End Cap - 1-3/4"	Office White	10
250-63361	TSRP3I-36	TSRP3-36	End Cap - 1-3/4"	Ivory	10
250-63362	TSRP3W-36	TSRP3-36	End Cap - 1-3/4"	White	10
250-63500	TSRP3FW-50	TSRP3-50	Ceiling Drop - 1-3/4"	Office White	10
250-63504	TSRP3W-50	TSRP3-50	Ceiling Drop - 1-3/4"	White	10
250-63502	TSRP3I-50	TSRP3-50	Ceiling Drop - 1-3/4"	Ivory	10

Use **Part No.** for ordering and **Type** for specification purposes.



Reducers

Product Selection

Article No.	Part No.	Type	Description	Color	Pkg. Qty.
250-61120	TSRP1FW-12	TSRP1-12	Reducer - 1-3/4" to 1-1/4" (TSRP3 to TSRP2)	Office White	10
250-61122	TSRP1W-12	TSRP1-12	Reducer - 1-3/4" to 1-1/4" (TSRP3 to TSRP2)	White	10
250-61121	TSRP1I-12	TSRP1-12	Reducer - 1-3/4" to 1-1/4" (TSRP3 to TSRP2)	Ivory	10
250-62120	TSRP2FW-12	TSRP2-12	Reducer - 1-3/4" to 3/4" (TSRP3 to TSRP1)	Office White	10
250-62122	TSRP2W-12	TSRP2-12	Reducer - 1-3/4" to 3/4" (TSRP3 to TSRP1)	White	10
250-62121	TSRP2I-12	TSRP2-12	Reducer - 1-3/4" to 3/4" (TSRP3 to TSRP1)	Ivory	10
250-63120	TSRP3FW-12	TSRP3-12	Reducer - 1-1/4" to 3/4" (TSRP2 to TSRP1)	Office White	10
250-63122	TSRP3W-12	TSRP3-12	Reducer - 1-1/4" to 3/4" (TSRP2 to TSRP1)	White	10
250-63121	TSRP3I-12	TSRP3-12	Reducer - 1-1/4" to 3/4" (TSRP2 to TSRP1)	Ivory	10

Use **Part No.** for ordering and **Type** for specification purposes.



Junction Boxes

Offered in a dual or single gang format, HellermannTyton's power rated junction boxes are versatile enough for any network cabling application. Available in varying depths, these boxes are all equipped with concentric knockouts on all four sides for every TSRP size of raceway, which eliminates routing and installation inconvenience. All three styles of junction boxes come with adhesive strips for the back of the base and #6 screws to secure the box to the base.



Product Selection

Article No.	Part No.	Type	Description	Color	Width	Height	Length	Pkg. Qty.
250-60001	TSRPFW-JB1	TSRP-JB1	Single Gang Junction Box	Office White	3"	1.25"	4.75"	1
250-60004	TSRPI-JB1	TSRP-JB1	Single Gang Junction Box	Ivory	3"	1.25"	4.75"	1
250-60007	TSRPFW-JB1	TSRP-JB1	Single Gang Junction Box	White	3"	1.25"	4.75"	1
250-60002	TSRPFW-JB2	TSRP-JB2	Single Gang Junction Box	Office White	3"	2"	4.75"	1
250-60005	TSRPI-JB2	TSRP-JB2	Single Gang Junction Box	Ivory	3"	2"	4.75"	1
250-60008	TSRPFW-JB2	TSRP-JB2	Single Gang Junction Box	White	3"	2"	4.75"	1
250-60003	TSRPFW-JBD	TSRP-JBD	Dual Gang Junction Box	Office White	4.91"	1.5"	4.83"	1
250-60006	TSRPI-JBD	TSRP-JBD	Dual Gang Junction Box	Ivory	4.91"	1.5"	4.83"	1
250-60009	TSRPFW-JBD	TSRP-JBD	Dual Gang Junction Box	White	4.91"	1.5"	4.83"	1

Use **Part No.** for ordering and **Type** for specification purposes.

TSRPFW-JBD2 and TSRPI-JB3 are in development. Please contact customer service for availability

TSR and TSRP Surface Raceway Systems

Wire Fill Chart

O.D. of Wire Type	Wire Size	Wire	Low Voltage - TSR						Power Rated - TSRP					
			TSR1 A = 0.220 in ²		TSR2 A = 0.675 in ²		TSR3 A = 1.384 in ²		TSRP 1 A = 0.220 in ²		TSRP 2 A = 0.651 in ²		TSRP3 A = 1.361 in ²	
			Spec	Max	Spec	Max	Spec	Max	Spec	Max	Spec	Max	Spec	Max
Twisted Pair 24 AWG Unshielded	2 Pr.	0.140	5	8	17	26	35	53	5	8	16	25	35	53
	3 Pr.	0.150	4	7	15	22	31	46	4	7	14	22	30	46
	4 Pr. Cat 5e	0.217	2	3	7	10	14	22	2	3	7	10	14	22
	4 Pr. Cat 6	0.240	1	2	5	8	12	18	1	2	5	8	12	18
	25 Pr.	0.410	0	0	2	3	4	6	0	0	1	2	4	6
	4 Pr. Cat 6A	0.354	0	1	2	4	5	8	0	1	2	3	5	8
Coax	RG58/U	0.193	3	4	9	13	18	28	2	4	8	13	18	27
	RG59/U or RG62/U	0.242	1	2	5	8	12	18	1	2	4	6	9	14
	RG6/U	0.270	1	2	4	7	9	14	1	2	4	6	9	14
Fiber Optic FA Jacket OFNP	2 Strand	0.175	3	5	11	16	23	34	3	5	10	16	22	33
	4 Strand	0.185	3	4	10	15	20	30	3	4	9	14	20	30
	6 Strand	0.210	2	3	7	11	15	23	2	3	7	11	15	23
Electrical Wire	14 AWG THHN	0.105	-	-	-	-	-	-	-	8	-	11	-	15
	12 AWG THHN	0.122	-	-	-	-	-	-	-	6	-	9	-	12
	10 AWG THHN	0.153	-	-	-	-	-	-	-	4	-	6	-	7

Formula used to calculate communications wire fill capacity - Numbers of wires = duct / {1/4 x 3.14 x (wire o.d.)²} x 0.4 or 0.6. Per ANSI/TIA/EIA-569-A:

SPEC = 40% fill which is recommended for planning perimeter pathways

MAX (for data) = 60% fill which is allowed to accommodate unplanned additions after initial installation

MAX (for power) = Maximum number determined by UL temperature testing

Note: It is recommended to place electrical cables loosely in raceway

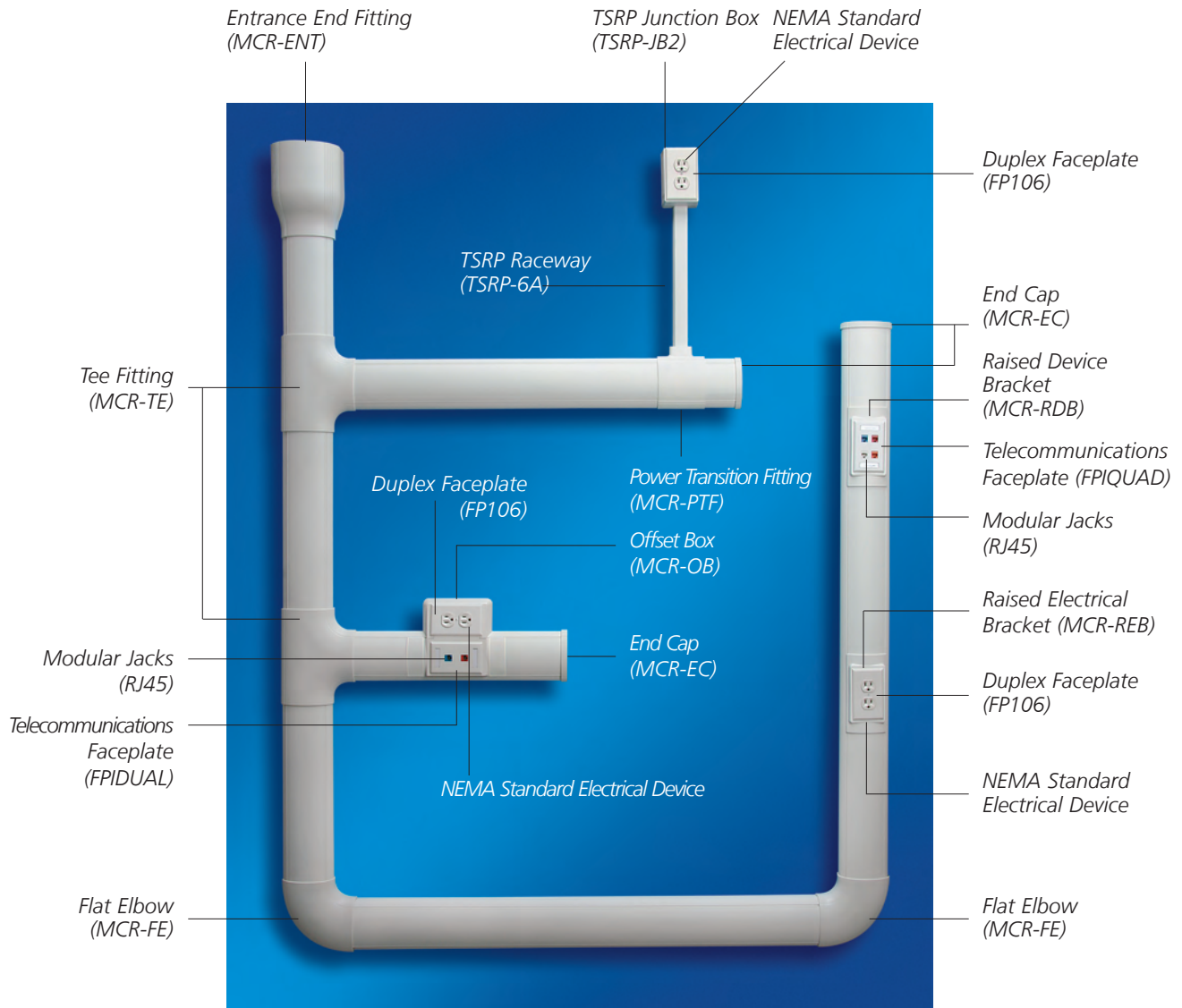
INFOSTREAM® Multi-Channel Raceway

HellermannTyton's InfoStream is a revolutionary design for a non-metallic raceway system. The elliptical shape is aesthetically pleasing when compared to other designs. By using the three rails to snap in dividers, the InfoStream system can accommodate up to four separate channels of electrical, voice, data, video or fiber optic cabling. InfoStream's unique and patented design makes installations quicker and easier. The raceway and fittings are manufactured from a UL 94V-0 rated material.

- All fittings have been designed to maintain the required 1" minimum bend radius per ANSI/TIA-568-C and 569-A standards
- U.L. Listed to 600 Volts – Meets UL5A and CSA 22.2 No. 62-93 standards
- Patented hinged cover speeds installation time by allowing installer to partially mount cover prior to laying cables
- Light weight also eases installation and reduces labor costs
- Offset elbow is the only solution currently on the market for wall offsets between 2-7"
- Mates directly with HellermannTyton's TSR and TSRP - single channel raceway system
- System is designed to accept all NEMA standard faceplates and devices
- Offset box gives installer the option to offset electrical outlet above or below raceway
- Cable tie mount retains cables inside of channel if necessary and accepts standard HellermannTyton cable ties
- Entrance end fitting allows entrance into raceway from ceiling or through wall



INFOSTREAM®
Multi-Channel Raceway Diagram



**INFOSTREAM®
Multi-Channel Raceway**

Power and Data Only



Power Only Configuration

Components: Raised Electrical Device Bracket (MCR-REB)
Area: 2.50 sq. in.



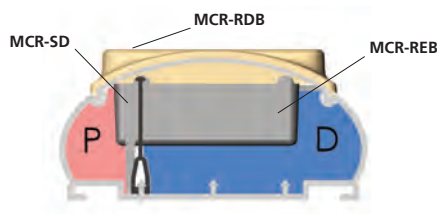
Data Only Configuration

Components: Raised Communications Device Bracket (MCR-RDB)
Area: 3.08 sq. in.

Power and Data Inline



**High Data Capacity Option
With Side Divider**

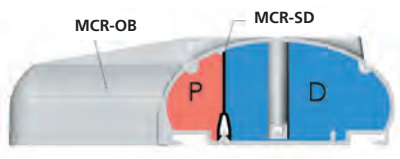


High Capacity / Side Divider Configuration

Components: • Raceway Side Divider (MCR-SD)
• Raised Device Bracket (MCR-RDB)
• Raised Electrical Bracket (MCR-REB)

Data Area: 2.45 sq. in.
Power Area: 0.80 sq. in.

Offset Box with Data




Offset Box with Data Configuration

Components: • Offset Box (MCR-OB)
• Raceway Side Divider (MCR-SD)

Data Area: 4.26 sq. in.
Power Area: 1.22 sq. in.

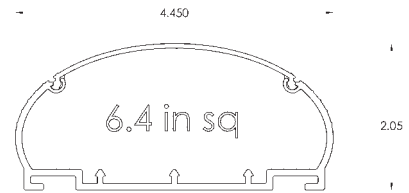
InfoStream® Multi-Channel Raceway



Unique, streamlined design enhances the aesthetics of any installation.



Hinged cover speeds installation.



Multi-Channel Raceway Base

Base is supplied with pre-punched mounting slots every 8". Raceway base also includes adhesive double-sided tape for aid in mounting. Raceway must still be properly fastened to the wall per included instructions.



Product Selection

Article No.	Part No.	Type	Description	Color	Length	Carton Qty.
250-00006	MCRFW-BS8	MCR-BS8	Raceway Base with Side Divider	Office White	8 ft.	48 ft.
250-00035	MCRI-BS8	MCR-BS8	Raceway Base with Side Divider	Ivory	8 ft.	48 ft.
250-00005	MCRFW-BS10	MCR-BS10	Raceway Base with Side Divider	Office White	10 ft.	60 ft.
250-00034	MCRI-BS10	MCR-BS10	Raceway Base with Side Divider	Ivory	10 ft.	60 ft.

Use **Part No.** for ordering and **Type** for specification purposes.

Multi-Channel Raceway Cover



Product Selection

Article No.	Part No.	Type	Description	Color	Length	Carton Qty.
250-00009	MCRFW-C8	MCR-C8	Raceway Cover	Office White	8 ft.	48 ft.
250-00037	MCRI-C8	MCR-C8	Raceway Cover	Ivory	8 ft.	48 ft.
250-00007	MCRFW-C10	MCR-C10	Raceway Cover	Office White	10 ft.	60 ft.
250-00036	MCRI-C10	MCR-C10	Raceway Cover	Ivory	10 ft.	60 ft.

Use **Part No.** for ordering and **Type** for specification purposes.

Multi-Channel Raceway Divider

Snaps onto either side of raceway base rails for proper power and data separation per UL/CSA. Contact HellermannTyton for information on center divider.



Product Selection

Article No.	Part No.	Type	Description	Color	Length	Carton Qty.
250-00056	MCRW-SD8	MCR-SD8	Raceway Side Divider	White	8 ft.	96 ft.
250-00055	MCRW-SD10	MCR-SD10	Raceway Side Divider	White	10 ft.	120 ft.

Use **Part No.** for ordering and **Type** for specification purposes.

InfoStream® Multi-Channel Raceway

Flat Elbow

Joins raceway at 90 degree flat angle.




Product Selection

Article No.	Part No.	Type	Description	Color	Pkg. Qty.
250-00019	MCRFW-FE	MCR-FE	Flat Elbow	Office White	1
250-00046	MCRI-FE	MCR-FE	Flat Elbow	Ivory	1

Use **Part No.** for ordering and **Type** for specification purposes.

External Elbow

Joins raceway at 90 degree outside corner.



Product Selection

Article No.	Part No.	Type	Description	Color	Pkg. Qty.
250-00016	MCRFW-EE	MCR-EE	External Elbow	Office White	1
250-00044	MCRI-EE	MCR-EE	External Elbow	Ivory	1

Use **Part No.** for ordering and **Type** for specification purposes.

Internal Elbow

Joins raceway at 90 degree inside corner.



Product Selection

Article No.	Part No.	Type	Description	Color	Pkg. Qty.
250-00020	MCRFW-IE	MCR-IE	Internal Elbow	Office White	1
250-00047	MCRI-IE	MCR-IE	Internal Elbow	Ivory	1

Use **Part No.** for ordering and **Type** for specification purposes.

InfoStream® Multi-Channel Raceway

End Cap

Completes raceway or provides transition for 1/2", 3/4" and 1" conduit.

Product Selection					
Article No.	Part No.	Type	Description	Color	Pkg. Qty.
250-00014	MCRFW-EC	MCR-EC	End Cap	Office White	1
250-00042	MCRI-EC	MCR-EC	End Cap	Ivory	1

Use **Part No.** for ordering and **Type** for specification purposes.



Base Splice

Joins two sections of raceway base.

Product Selection					
Article No.	Part No.	Type	Description	Color	Pkg. Qty.
250-00004	MCRFW-BS	MCR-BS	Base Splice	Office White	10
250-00033	MCRI-BS	MCR-BS	Base Splice	Ivory	10

Use **Part No.** for ordering and **Type** for specification purposes.



Cover Splice

Joins two sections of raceway cover.

Product Selection					
Article No.	Part No.	Type	Description	Color	Pkg. Qty.
250-00013	MCRFW-CS	MCR-CS	Cover Splice	Office White	10
250-00041	MCRI-CS	MCR-CS	Cover Splice	Ivory	10

Use **Part No.** for ordering and **Type** for specification purposes.



Power Transition Fitting

Knockouts are provided for TSRP1, TSRP2, and TSRP3 surface raceway.

Product Selection					
Article No.	Part No.	Type	Description	Color	Pkg. Qty.
250-00024	MCRFW-PTF	MCR-PTF	Power Transition Fitting	Office White	1
250-00050	MCRI-PTF	MCR-PTF	Power Transition Fitting	Ivory	1

Use **Part No.** for ordering and **Type** for specification purposes.



InfoStream® Multi-Channel Raceway

Raised Device Bracket

Used to mount NEMA standard single gang device and faceplate. Raised bracket allows for additional wire fill space and additional device clearance. Use with side divider for 2-channel applications




Product Selection

Article No.	Part No.	Type	Description	Color	Pkg. Qty.
250-00025	MCRFW-RDB	MCR-RDB	Raised Device Bracket	Office White	10
250-00051	MCRI-RDB	MCR-RDB	Raised Device Bracket	Ivory	10

Use **Part No.** for ordering and **Type** for specification purposes.

Raised Electrical Box

Used to mount NEMA standard single gang device and faceplate. Raised electrical box allows for additional low-voltage wire fill space. Use with side divider for 2-channel applications.



Product Selection

Article No.	Part No.	Type	Description	Color	Pkg. Qty.
250-00026	MCRFW-REB	MCR-REB	Raised Electrical Bracket	Office White	5
250-00052	MCRI-REB	MCR-REB	Raised Electrical Bracket	Ivory	5

Use **Part No.** for ordering and **Type** for specification purposes.

Offset Box

Option for communications devices in raceway and electrical outlets on side.



Product Selection


Article No.	Part No.	Type	Description	Color	Pkg. Qty.
250-00021	MCRFW-OB	MCR-OB	Offset Box	Office White	1
250-00048	MCRI-OB	MCR-OB	Offset Box	Ivory	1

Use **Part No.** for ordering and **Type** for specification purposes.

InfoStream® Multi-Channel Raceway

Entrance End Fitting

For use as a ceiling drop, conduit transition from end or base of raceway, or low voltage entrance from end or base of raceway. Includes dual 0.75", 1", 1.25", 1.75", 2", and 2.5" knockouts.




Product Selection

Article No.	Part No.	Type	Description	Color	Pkg. Qty.
250-00017	MCRFW-ENT	MCR-ENT	Entrance End Fitting	Office White	1
250-00045	MCRI-ENT	MCR-ENT	Entrance End Fitting	Ivory	1

Use **Part No.** for ordering and **Type** for specification purposes.

Offset Elbow

For small wall offsets between 2"- 7". Used in conjunction with piece of raceway. .



Product Selection

Article No.	Part No.	Type	Description	Color	Pkg. Qty.
250-00022	MCRFW-OE	MCR-OE	Offset Elbow	Office White	1
250-00049	MCRI-OE	MCR-OE	Offset Elbow	Ivory	1

Use **Part No.** for ordering and **Type** for specification purposes.




Offset Bridge

For bridging over conduit already installed on wall. Must be used with MCRFW-OE corner pieces.

Product Selection

Article No.	Part No.	Type	Description	Color	Pkg. Qty.
250-00188	MCRFW-OEB	MCR-OEB	Offset Bridge	Office White	1

Use **Part No.** for ordering and **Type** for specification purposes.



InfoStream® Multi-Channel Raceway

Tee Fitting

Joins three sections of raceway and includes divider.



Product Selection

Article No.	Part No.	Type	Description	Color	Pkg. Qty.
250-00027	MCRFW-TE	MCR-TE	Tee Fitting	Office White	1
250-00053	MCRI-TE	MCR-TE	Tee Fitting	Ivory	1

Use **Part No.** for ordering and **Type** for specification purposes.

Tee Fitting Divider - Left Side

Divides power and communications cables on the opposite side.



Product Selection

Article No.	Part No.	Type	Description	Pkg. Qty.
250-00001	MCR-LTD	MCR-LTD	Tee Fitting Divider - Left Side	1

Use **Part No.** for ordering and **Type** for specification purposes.

Tie Mount and Wire Retainer

Tie mount keeps wire and cable bundled. Accepts standard HellermannTyton cable ties T18-T50. Wire retainer keeps wire and cable in place. Recommend placement every 18" to 24".

Product Selection

Article No.	Part No.	Type	Description	Pkg. Qty.
250-00029	MCRG-TM	MCR-TM	Tie Mount	100
250-00030	MCRG-WR	MCR-WR	Wire Retainer	10

Use **Part No.** for ordering and **Type** for specification purposes.

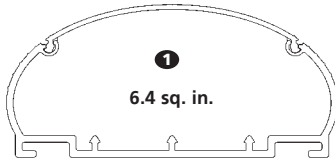


Tie Mount

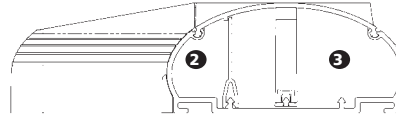


Wire Retainer

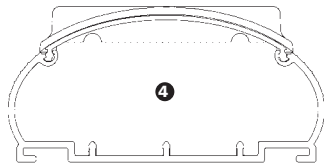
InfoStream® Multi-Channel Raceway



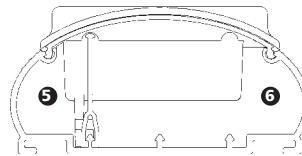
Base and Cover with No Devices



Offset Box with Data (OB)



Data Only using Raised Bracket (RDB)



Power and Data Inline using Raised Brackets (REB, RDB)

Wire Fill Chart

LOW VOLTAGE		Raceway Area of Raceway	Channel 1 6.40in ²	Channel 2 1.220in ²	Channel 3 4.260in ²	Channel 4 5.880in ²	Channel 5 0.800in ²	Channel 6 2.450in ²						
Wire Type	Wire Size	OD of Wire	Spec	Max	Spec	Max	Spec	Max	Spec	Max				
Twisted Pair 24 AWG Unshielded	2 Pr.	0.140	166	249	31	47	110	166	152	229	20	31	63	95
	3 Pr.	0.150	144	217	27	41	96	144	133	199	18	27	55	83
	4 Pr. Cat 5e	0.217	69	103	13	19	46	69	63	95	8	12	26	39
	4 Pr. Cat 6	0.240	56	84	10	16	37	56	51	77	7	10	21	32
	4 Pr. Cat 6A	0.354	26	39	4	7	17	25	23	35	3	4	9	14
	25 Pr.	0.410	19	29	3	5	12	19	17	26	2	3	7	11
Coax	RG58/U	0.193	87	131	16	25	58	87	80	120	10	16	33	50
	RG59/U or RG62/U	0.242	55	83	10	15	37	55	51	76	6	10	21	31
	RG6/U	0.270	44	67	8	12	29	44	41	61	5	8	17	25
Fiber Optic FA Jacket OFNP	2 Strand	0.175	106	159	20	30	70	106	97	146	13	19	40	61
	4 Strand	0.185	95	142	18	27	63	95	87	131	11	17	36	54
	6 Strand	0.210	73	110	14	21	49	73	67	101	9	13	28	42
Fiber Optic 62.5/125/900 PVC Jacket OFNR	2 Strand	0.175	106	159	20	30	70	106	97	146	13	19	40	61
	4 Strand	0.185	95	142	18	27	63	95	87	131	11	17	36	54
	6 Strand	0.210	73	110	14	21	49	73	67	101	9	13	28	42
	8 Strand	0.230	61	92	11	17	41	61	56	84	7	11	23	35
	10 Strand	0.250	52	78	9	14	34	52	47	71	6	9	19	29
Electrical Wire	14 AWG THHN	0.105		30		21		-		27		14		-
	12 AWG THHN	0.122		25		15		-		22		11		-
	10 AWG THHN	0.153		19		9		-		17		8		-

Formula used to calculate communications wire fill capacity - Numbers of wires = duct / {1/4 x 3.14 x (wire o.d.)²} x 0.4 or 0.6.

Per ANSI/TIA/EIA-569-A:-

SPEC = 40% fill which is recommended for planning perimeter pathways

MAX (for data) = 60% fill which is allowed to accommodate unplanned additions after initial installation

MAX (for power) = Maximum number determined by UL temperature testing

Note: It is recommended to place electrical cables loosely in raceway.

Wiring Duct

HellermannTyton manufactures wiring duct from high impact and rigid PVC for routing and protecting wire and cable. The slotted duct features break-away fingers which provide additional access for wire and cable. Each section of slotted duct is provided with two score lines. The first one is at the base of the finger which allows the finger to be bent and broken away when a greater opening is required. The second score line is lower which allows a section of the sidewall to be easily removed by simply cutting the sidewall down to the lower score line and snapping out the desired section. These two score lines provide smooth edges to ensure user comfort and cable safety. For straight wire runs where break-outs are not required, HellermannTyton also provides solid wall duct. The covers are flush with the side of the duct and also feature a non-slip plastic lining to ensure that the covers remain in place. **Covers must be ordered separately.**



Product Selection

Article No.	Part No.	Type	Height (H)	Width (W2)	Length	Color*	Pkg. Qty.
Slotted Duct							
181-11009	181-11009	SL1x1	1.05"	1.00"	6 ft.	Black	120 ft.
181-14001	181-14001	SL1X4	4.06"	1.00"	6 ft.	Black	120 ft.
181-15400	181-15400	SL1.5X4	4.06"	1.50"	6 ft.	Black	120 ft.
181-15505	181-15505	SL1.5X1.5	1.56"	1.52"	6 ft.	Black	120 ft.
181-15203	181-15203	SL1.5X2	2.06"	1.53"	6 ft.	Black	120 ft.
181-22020	181-22020	SL2x2	2.00"	2.03"	6 ft.	Black	120 ft.
181-23003	181-23003	SL2X3	3.00"	2.02"	6 ft.	Black	120 ft.
181-24003	181-24003	SL2X4	4.06"	2.00"	6 ft.	Black	120 ft.
181-32004	181-32004	SL3X2	2.00"	3.03"	6 ft.	Black	120 ft.
181-33009	181-33009	SL3X3	3.00"	3.02"	6 ft.	Black	120 ft.
181-34002	181-34002	SL3X4	4.00"	3.00"	6 ft.	Black	120 ft.
181-35002	181-35002	SL3X5	5.00"	3.00"	6 ft.	Black	60 ft.
181-44020	181-44020	SL4X4	4.00"	4.00"	6 ft.	Black	120 ft.
181-45002	181-45002	SL4X5	5.06"	4.00"	6 ft.	Black	60 ft.
Solid Duct							
181-11000	181-11000	SD1X1	1.05"	1.00"	6 ft.	Black	120 ft.
181-15500	181-15500	SD1.5X1.5	1.56"	1.52"	6 ft.	Black	120 ft.
181-22005	181-22005	SD2X2	2.06"	2.03"	6 ft.	Black	120 ft.
181-33000	181-33000	SD3X3	3.06"	3.02"	6 ft.	Black	120 ft.
181-44006	181-44006	SD4X4	4.06"	4.00"	6 ft.	Black	120 ft.
181-00137	181-00137	SD4X5	5.06"	4.00"	6 ft.	Black	60 ft.
Covers							
181-91000	181-91000	TC1	-	1.00"	6 ft.	Black	120 ft.
181-91503	181-91503	TC1.5	-	1.50"	6 ft.	Black	120 ft.
181-92001	181-92001	TC2	-	2.00"	6 ft.	Black	120 ft.
181-93003	181-93003	TC3	-	3.00"	6 ft.	Black	120 ft.
181-94003	181-94003	TC4	-	4.00"	6 ft.	Black	120 ft.

Dimensions are approximate and subject to technical changes. Use **Part No.** for ordering and **Type** for specification purposes.

* Also available in standard white and gray. Call for availability and additional sizes.

RACKS AND CABLE MANAGEMENT

CONNECTING THE POINTS FOR A COMPLETE SOLUTION

- E Series Horizontal Wire Managers140
- Horizontal Wire Management141-142
- Vertical Wire Management143-145
- Racks146-147
- Raised Floor Enclosure148
- Shelves149
- Panels150-152



E Series Horizontal Wire Managers

HellermannTyton's enhanced horizontal wire managers protect cable and maintain its integrity on a standard 19" rack. The high-quality, injection molded wire managers possess a one-inch minimum radius, which guards against extensive bending of the cables and increases transmission reliability. Using the enhanced horizontal wire managers makes installing and rework faster and easier. Snap-on, injection-molded covers hinge down for easy access to patch cords in front of the rack during moves, adds and changes (MAC's). HellermannTyton's enhanced horizontal wire manager's aesthetic design includes a clean look with textured covers, preventing fingerprints.



- The smooth edges and the wide spacing allow for easy routing of cable bundles.
- Mounting holes and slots on the sides of the management system permit easier alignment on the rack and faster installation.
- The sloped design in the rear maintains room for cable bundles and ensures easy access to patch panels.
- The horizontal rear cable manager's depth is increased, enabling cables to be routed more easily from vertical managers.
- Wire retention tabs are designed into the enhanced horizontal wire managers to help keep cables inside the manager.
- The wire manager's material is UL94V-0 rated for flammability.
- New latch makes for easier opening.

Product Selection											
Article No.	Part No.	Type	Description	Front Dimensions		Rear Dimensions		Rack Units	Pkg. Qty.	Shipping Weight	
				Width	Depth	Width	Depth				
One Rack Unit Managers											
854-09268	EHWMN1	EHWM	Single-Sided Horizontal Wire Manager	1.75"	3"	-	-	1U	1	1.0 lbs.	
854-09269	EHWMN2	EHWM	Dual-Sided Horizontal Wire Manager	1.75"	3"	1.75"	6"	1U	1	2.0 lbs.	
Two Rack Unit Managers											
854-09270	EHWM1	EHWM	Single-Sided Horizontal Wire Manager	3.5"	3"	-	-	2U	1	1.75 lbs.	
854-09271	EHWM2	EHWM	Dual-Sided Horizontal Wire Manager	3.5"	3"	3.5"	6"	2U	1	2.16 lbs.	

Use **Part No.** for ordering and **Type** for specification purposes.



Wire Management Brackets

HellermannTyton provides the most adaptable and systematic approach for cable management on relay racks. Offering a complete line of versatile products, these brackets and panels protect, route, and organize UTP, F/UTP, coax and fiber optic cables and make it easy to perform moves or changes. For a completely enclosed appearance, HellermannTyton offers the horizontal and vertical wire management brackets. This design provides organization while keeping cables hidden. The covers are easily removed and reattached providing quick and easy access to both the front and back of a rack. To prevent misplacement of covers, the brackets also are available with a hinged cover allowing easy open and close without entire cover removal. Ideal for high-density installations, the black wire management brackets feature smooth-edged slotted fingers allowing cable to be pulled through at any location. The slotted fingers are scored, enabling them to break off if larger openings are required. Numerous sizes are available in both horizontal and vertical configurations. All wire management brackets are packaged with 12-24 mounting screws.

Wire management brackets can be customized with corporate logos. Contact HellermannTyton for more information.

Horizontal Wire Management Brackets

Designed to provide cable management horizontally on the front and back of a rack, the black WMB series include several variations and sizes. The single-sided bracket provides a channel for only the front or the back on a relay rack, and the dual-sided bracket provides a channel for both the front and back on a relay rack. Styles are offered for one, two, and three rack spaces. The two rack space wire manager has pass through holes in the frame for better management of cables and front to back cabling. All are equipped with extended length covers to keep excess cable hidden.

HellermannTyton's wire managers also feature an easily removable plastic film on the cover to eliminate scratches during shipment. This plastic film ensures a neat appearance and improves rack aesthetics when the wire managers are installed, an important consideration to installers and end-users.

All designs of wire management brackets can perform with the wire management bracket hinge. This hinge allows the cover to remain with the bracket. It easily snaps onto the cover and the channel. Once assembled, the hinge permits the cover to be opened down and act as a "shelf" for easy cable organization. The hinge is available separately or preassembled on the wire management bracket and cover.



Wire Management Bracket Hinges



Plastic film to protect cover provided

Horizontal Wire Management

Product Selection										
Article No.	Part No.	Type	Description	Front Dimensions		Rear Dimensions		Rack Units	Pkg. Qty.	Shipping Weight
				Width	Depth	Width	Depth			
One Rack Unit Managers										
854-09253	WMBN1	WMBN1	Single-Sided Horizontal Wire Manager	1.5"	2"	-	-	1U	1	1.0 lbs.
854-09256	WMBP1	WMBP1	Single-Sided Horizontal Wire Manager	1.5"	3"	-	-	1U	1	2.0 lbs.
854-09254	WMBN2	WMBN2	Dual-Sided Horizontal Wire Manager	1.5"	2"	1.5"	4"	1U	1	1.75 lbs.
854-09258	WMBP2	WMBP2	Dual-Sided Horizontal Wire Manager	1.5"	3"	1.5"	4"	1U	1	2.16 lbs.
Two Rack Unit Managers										
854-09232	WMB1	WMB1	Single-Sided Horizontal Wire Manager	3"	3"	-	-	2U	1	1.75 lbs.
854-09233	WMB1H	WMB1H*	Single-Sided Horizontal Wire Manager with Hinged Cover	3"	3"	-	-	2U	1	1.75 lbs.
854-09236	WMB2	WMB2	Dual-Sided Horizontal Wire Manager	3"	3"	2"	4"	2U	1	2.75 lbs.
854-09240	WMB2H	WMB2H*	Dual-Sided Horizontal Wire Manager with Hinged Cover	3"	3"	2"	4"	2U	1	2.75 lbs.
854-09237	WMB2B	WMB2B	Dual-Sided Horizontal Wire Manager	3"	3"	3"	5"	2U	1	3.0 lbs.
854-09238	WMB2BH	WMB2BH*	Dual-Sided Horizontal Wire Manager with Hinged Cover	3"	3"	3"	5"	2U	1	3.0 lbs.
Three Rack Unit Managers										
854-09243	WMB31	WMB31	Single-Sided Horizontal Wire Manager	4"	5"	-	-	3U	1	2.0 lbs.
854-09244	WMB31H	WMB31H*	Single-Sided Horizontal Wire Manager with Hinged Cover	4"	5"	-	-	3U	1	2.0 lbs.
854-09245	WMB32	WMB32	Dual-Sided Horizontal Wire Manager	4"	5"	4"	5"	3U	1	4.0 lbs.
854-09246	WMB32H	WMB32H*	Dual-Sided Horizontal Wire Manager with Hinged Cover	4"	5"	4"	5"	3U	1	4.0 lbs.

Use **Part No.** for ordering and **Type** for specification purposes. Wire managers with hinged covers ship with two hinges. *Not pictured. Replacement/extra covers and hinges are listed after the vertical wire management brackets.



WMBN1



WMBP1



WMBN2



WMBP2



WMB1



WMB2



WMB2B



WMB31



WMB32

Vertical Wire Management

The vertical wire managers also are available in single and dual-sided styles. They can be mounted on the side of the relay rack as well as between two adjacent racks. Equipped with feed-through holes to move cable from back to front and vice versa, the black vertical wire management brackets are offered in 35" lengths and 83" lengths. The VWMC4X4X5BK7 and VWMS4X4X5BK7 have 4" x 5" duct on the front, and 4" x 4" duct on the back.

In case of lost covers, HellermannTyton offers replacement covers for the vertical wire management brackets. HellermannTyton's wire managers also feature an easily removable plastic film on the cover to eliminate scratches during shipment. This plastic film ensures a neat appearance and improves rack aesthetics when the wire managers are installed, an important consideration to installers and end-users.



Plastic film to protect cover provided

Wire Management Hinges

HellermannTyton also offers replacement/extra hinges for the wire management brackets. All designs of wire management brackets perform with the wire management bracket hinge. This hinge allows the cover to remain with the manager. It easily snaps onto the cover and the channel. Once assembled, the hinge permits the cover to open like a door, protecting the wire and cable.

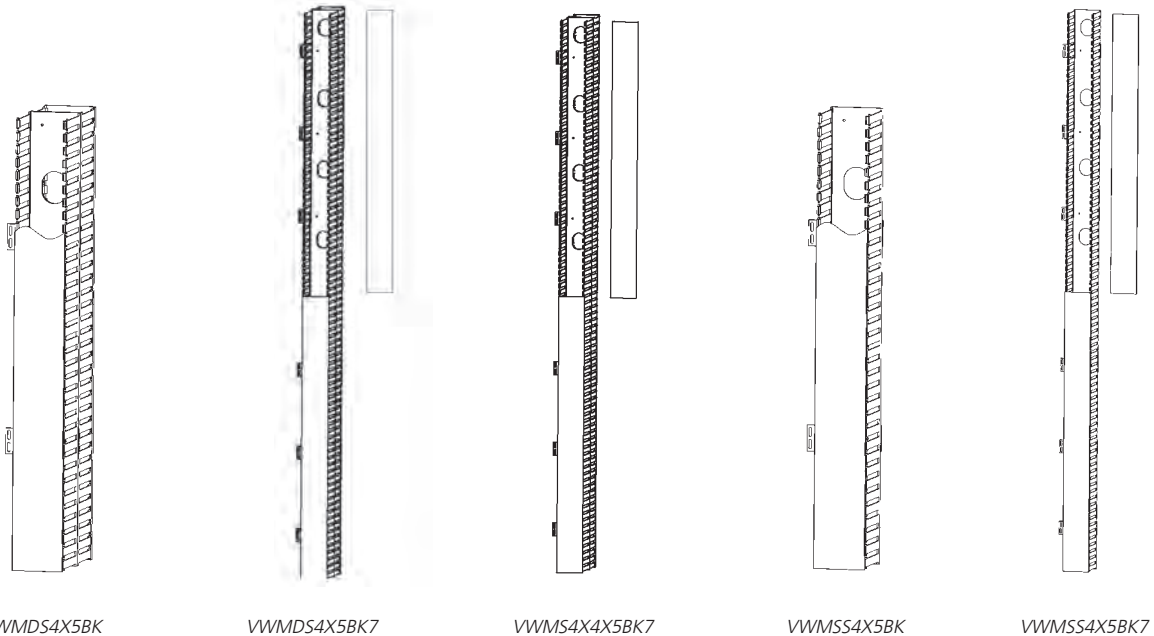


Wire Management Bracket Hinges

Vertical Wire Management

Product Selection										
Article No.	Part No.	Type	Description	Front Dimensions		Rear Dimensions		Height	Pkg. Qty.	Shipping Weight
				Width	Depth	Width	Depth			
Side Mount - Dual-Sided, Front and Back Management										
854-09216	VWMDS4X5BK	VWMDS4X5	Dual-Sided, Side Mount Wire Manager	4"	5"	4"	5"	35"	1	7.0 lbs.
854-09220	VWMDS4X5BKH*	VWMDS4X5H	Dual-Sided, Side Mount Wire Manager with Hinged Covers	4"	5"	4"	5"	35"	1	7.0 lbs.
854-09217	VWMDS4X5BK7	VWMDS4X57	Dual-Sided, Side Mount Wire Manager	4"	5"	4"	5"	83"	1	16.0 lbs.
854-09218	VWMDS4X5BK7H*	VWMDS4X57H	Dual-Sided, Side Mount Wire Manager with Hinged Covers	4"	5"	4"	5"	83"	1	16.0 lbs.
854-09224	VWMS4X4X5BK7	VWMS4X4X57	Dual-Sided, Side Mount Wire Manager	4"	5"	4"	4"	83"	1	16.0 lbs.
Side Mount - Single-Sided, Front Only Management										
854-09227	VWMS4X5BK	VWMS4X5	Single-Sided, Side Mount Wire Manager	4"	5"	-	-	35"	1	3.5 lbs.
854-09230	VWMS4X5BKH*	VWMS4X5H	Single-Sided, Side Mount Wire Manager with Hinged Covers	4"	5"	-	-	35"	1	3.5 lbs.
854-09228	VWMS4X5BK7	VWMS4X57	Single-Sided, Side Mount Wire Manager with Hinged Covers	4"	5"	-	-	83"	1	9.0 lbs.
854-09229	VWMS4X5BK7H*	VWMS4X57H	Single-Sided, Side Mount Wire Manager with Hinged Covers	4"	5"	-	-	83"	1	9.0 lbs.

Use Part No. for ordering and Type for specification purposes. *No drawing pictured



VWMDS4X5BK

VWMDS4X5BK7

VWMS4X4X5BK7

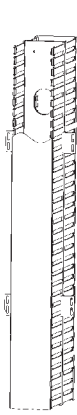
VWMS4X5BK

VWMS4X5BK7

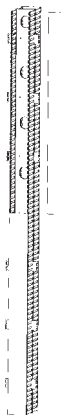
Vertical Wire Management

Product Selection										
Article No.	Part No.	Type	Description	Front Dimensions		Rear Dimensions		Height	Pkg. Qty.	Shipping Weight
				Width	Depth	Width	Depth			
Center Mount - Dual-Sided, Front and Back Management										
854-09212	VWMDC4X5BK	VWMDC4X5	Dual-Sided, Center Mount Wire Manager	4"	5"	4"	5"	35"	1	7.0 lbs.
854-09213	VWMDC4X5BK7	VWMDC4X57	Dual-Sided, Center Mount Wire Manager	4"	5"	4"	5"	83"	1	16.0 lbs.
854-09211	VWMC4X4X5BK7	VWMC4X4X57	Dual-Sided, Center Mount Wire Manager	4"	5"	4"	4"	83"	1	16.0 lbs.
Center Mount - Single-Sided, Front Only Management										
854-09225	VWMSC4X5BK	VWMSC4X5	Single-Sided, Center Mount Wire Manager	4"	5"	-	-	35"	1	3.5 lbs.
854-09226	VWMSC4X5BK7	VWMSC4X57	Single-Sided, Center Mount Wire Manager	4"	5"	-	-	83"	1	9.0 lbs.

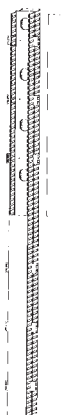
Use **Part No.** for ordering and **Type** for specification purposes.



VWMDC4X5BK



VWMDC4X5BK7



VWMC4X4X5BK7



VWMSC4X5BK



VWMSC4X5BK7

Wire Management Replacement Covers

Product Selection						
Article No.	Part No.	Type	Description	Pkg. Qty.	Carton Qty.	
Horizontal Manager Covers						
854-09247	WMBC15B	WMBC15B	Replacement Rear Cover for WMBN2 and WMBP2	1	10	
854-09248	WMBC15F	WMBC15F	Replacement Front Cover for WMBN1 and WMBN2	1	10	
854-09249	WMBC2B	WMBC2B	Replacement Rear Cover for WMB2	1	10	
854-09250	WMBC2F	WMBC2F	Replacement Front Cover for WMB1, WMB2 & WMB2B	1	10	
854-09251	WMBC3B	WMBC3B	Replacement Rear Cover for WMB2B	1	10	
854-09252	WMBC4B	WMBC4B	Replacement Rear Cover for WMB32	1	10	
Vertical Manager Covers						
854-09209	VWMC18	VWMC18	Replacement Cover for 35" Managers	1	-	
854-09210	VWMC42	VWMC42	Replacement Cover for 83" Managers	1	-	
Hinges						
854-09272	WMBH	WMBH	Wire Management Hinges	25	-	

Use **Part No.** for ordering and **Type** for specification purposes.

Relay Racks

HellermannTyton's modular relay racks are ideal for mounting patch panels, shelves, electronic and test equipment, data and telecommunications equipment and other rack mount products in telecommunications and equipment rooms. The free-standing racks are manufactured from heavy-duty, all-aluminum extrusions and are designed to bolt to the floor for extra stability. Assembly is easily accomplished using a standard socket or adjustable wrench and the supplied bolts.

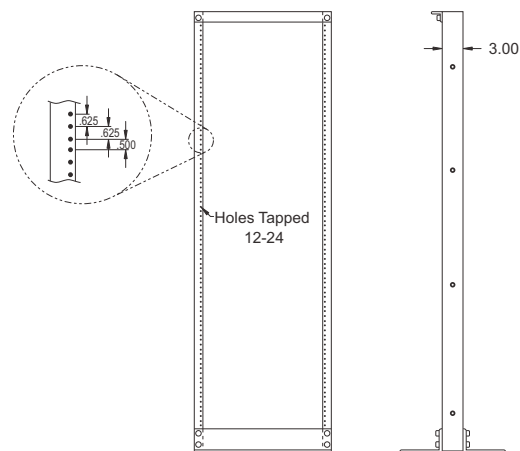
- Standard 19" EIA rack mount widths
- Equipped with 12-24 tapped holes on front and rear flanges
- EIA universal hole spacing for a variety of mounting options
- Available in aluminum mill and black powder coat finish
- Available in 47" and 84" heights
- Pre-threaded holes in upright channels allow for easy assembly of top angles and bases
- Only 12 bolts required for assembly
- Approved per UL standard 1459 for telephone equipment
- Approved per UL standard 1863 for communications circuit accessories



Product Selection

Article No.	Part No.	Type	Color	Height	Width	Rack Units	Pkg. Qty.	Shipping Weight
854-44290	T4RR	T4RR	Mill Finish	47.25"	19"	24U	1	28 lbs.
854-44291	T4RRB	T4RR	Black	47.25"	19"	24U	1	28 lbs.
854-44295	T7RR	T7RR	Mill Finish	84"	19"	45U	1	31 lbs.
854-44297	T7RRB	T7RR	Black	84"	19"	45U	1	31 lbs.

Use **Part No.** for ordering and **Type** for specification purposes.



Wall Mount Swing-Out Rack

This wall mount rack swings equipment out for ease of wiring. It is equipped with quick-release hinges allowing the rack to be opened from either the right or the left. The rack features standard 19" EIA rack mount widths, equipped with 12-24 tapped holes on front and rear flanges.

Product Selection									
Article No.	Part No.	Type	Color	Height	Width	Depth	Height in Units	Pkg. Qty.	Shipping Weight
854-44288	T24PPR	T24PPR	Black	24"	20.75"	18"	12U	1	35 lbs.
854-44450	T38PPR	T38PPR	Black	38"	20.75"	18"	20U	1	38 lbs.
854-44451	T47PPR	T47PPR	Black	47"	20.75"	18"	25U	1	46 lbs.

Use **Part No.** for ordering and **Type** for specification purposes.



T24PPR



T38PPR



T47PPR

Raised Floor Enclosure

HellermannTyton's Raised Floor Enclosure serves as a distribution point for zone cabling for low voltage cabling under raised floors of 8" deep or more. This enclosure can be used with traditional patch panel applications as well as copper and fiber RapidNet solutions.



The enclosure is supported by the raised floor support brackets and uses the 2' x 2' floor tile as a cover. Designed to store and secure rack mount equipment, the enclosure is equipped with fire stop foam-sealing kits to fasten the two openings. Fire stop blocks accommodate single or bundled cable.

Features

- Designed to fit into 2' x 2' raised floor grids, 8" depth
- Holds two 2RU (4RU) panels
- Inside mounting brackets for 19" EIA rack mounting
- Accepts #12-24 equipment mounting screws (included with all HellermannTyton patch panels)
- Fire stop foam kits/blocks to seal cable access ports
- Load capacity equals 85 pounds of equipment total
- Indoor use only, environmentally controlled areas
- Floor tile used for cover
- Seal provided on top flange to seal floor tile

Includes

- Four raised floor support brackets
- Four leveler bolts
- Two grounding screws to outside of box



Firestop block adds protection to network wiring

Product Selection

Article No.	Part No.	Type	Color	Depth	Width	Pkg. Qty.	Shipping Weight
854-19200	HTZB2X2	HTZB	Mill Finish	7.94"	20.88"	1	30 lbs.

Use **Part No.** for ordering and **Type** for specification purposes.



Shelves

HellermannTyton offers two styles of solid and vented equipment shelves for mounting telecommunications devices in a 19" rack or cabinet: center weight and cantilevered. The cantilevered shelf mounts to the front or rear of the rack's mounting rails. Both the center weight and the cantilevered shelf are manufactured from 16-gauge steel, and they come with 10-32 and 12-24 mounting hardware. The cantilevered shelf is rated for 50 pound capacity, and the center weight is rated for 75 pound capacity.

Product Selection

Article No.	Part No.	Type	Description	Color	Height	Width	Depth	Pkg. Qty.	Shipping Weight
854-44285	T19X195CW	T19X195CW	Solid Center Weight Equipment Shelf	Black	3.44"	19"	19"	1	9.0 lbs.
854-44286	T19X195CWV	T19X195CWV	Vented Center Weight Equipment Shelf	Black	3.44"	19"	19"	1	8.3 lbs.
854-44283	T19X145	T19X145	Solid Cantilevered Equipment Shelf	Black	3.44"	19"	14"	1	7.0 lbs.
854-44284	T19X145V	T19X145V	Vented Cantilevered Equipment Shelf	Black	3.44"	19"	14"	1	6.1 lbs.

Use **Part No.** for ordering and **Type** for specification purposes.




T19X145



T19X145V



T19X195CW



T19X195CWV

Power Strips

Available in a six or ten outlet format, these 19" powerstrips can be mounted directly onto the relay rack. All powerstrips meet UL Standard 1363 and 1449. The ten outlet powerstrip is equipped with or without surge protection. The Powerstrip-10S has a surge suppression level of 330V with a clamping response time of less than five nanoseconds. All powerstrips are equipped with a 10 foot power cord.



Product Selection

Article No.	Part No.	Type	Description	Color	Height	Width	Pkg. Qty.
854-44307	POWERSTRIP-6	POWERSTRIP-6	Rack Mount Powerstrip - 6 Outlet	Black	1.719"	19"	1
854-44305	POWERSTRIP-10	POWERSTRIP-10	Rack Mount Powerstrip - 10 Outlet	Black	1.719"	19"	1
854-44306	POWERSTRIP-10S	POWERSTRIP-10S	Rack Mount Powerstrip - 10 Outlet w/ Surge Protection	Black	1.719"	19"	1

Use **Part No.** for ordering and **Type** for specification purposes.

Blank Rack Panels

HellermannTyton's blank rack panels provide filler for unused rack spaces. Available in three sizes, they aesthetically reserve rack space for future use.

Product Selection

Article No.	Part No.	Type	Color	Height	Width	Rack Units	Pkg. Qty.
854-44299	TBP1	TBP1	Black	1.75"	19"	1U	1
854-44300	TBP2	TBP2	Black	3.5"	19"	2U	1
854-44301	TBP3	TBP3	Black	5.25"	19"	3U	1

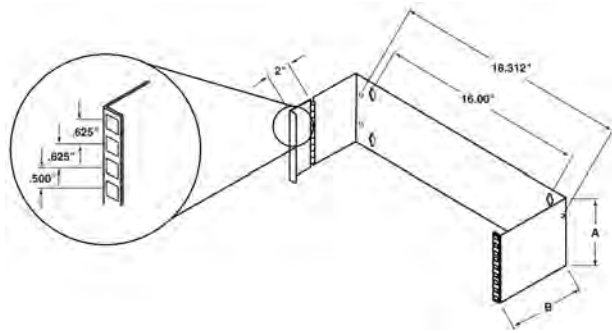
Use **Part No.** for ordering and **Type** for specification purposes.



Wall Mount Patch Panel Bracket

HellermannTyton offers wall mount patch panel brackets for smaller cabling installations. The wall mount brackets aid in conserving valuable floor space within the telecommunications room.

Designed for 19" patch panels, these hinged brackets can be mounted directly onto a wall. They are available with right or left hand hinging, allowing complete access to the back of the patch panel. The bracket holes utilize universal EIA spacing. They are manufactured from heavy-duty, 16-gauge steel and finished with a black polyurethane baked paint. HellermannTyton's horizontal wire management brackets may also be mounted onto the wall mount brackets in order to organize excess cable.



Product Selection

Article No.	Part No.	Type	Color	Height	Depth	Rack Units	Pkg. Qty.
854-44287	T1PPB	T1PPB	Black	1.75"	6"	1U	1
854-44289	T3PPB	T3PPB	Black	3.5"	6"	2U	1
854-44406	T3PPB8	T3PPB8	Black	3.5"	8"	2U	1
854-44292	T5PPB	T5PPB	Black	5.25"	6"	3U	1
854-44293	T7PPB	T7PPB	Black	7"	6"	4U	1
854-44421	T7PPB8	T7PPB8	Black	7"	8"	4U	1

Use **Part No.** for ordering and **Type** for specification purposes.

Cable Management Panels

For a clean and simple solution to eliminating cable clutter on a relay rack, HellermannTyton offers a line of open cable management panels. Equipped with metal or plastic hangers, these 19" panels provide fast-and-easy organization.

Product Selection							
Article No.	Part No.	Type	Description	Color	Management Method	Height in Units	Pkg. Qty.
854-09207	THCO1	THCO1	Horizontal Cable Organizer with 4 feed-through holes	Black	Five Metal Rings	1U	1
854-09208	THCO2	THCO2	Horizontal Cable Organizer with 8 feed-through holes	Black	Five Metal Rings	2U	1
854-05135	THCM1	THCM1	Horizontal Cable Manager	Black	Five Plastic Rings	1U	1
854-05138	TRCMA	TRCM	AlphaSnap Rear Cable Manager	Mill Finish	Grip Ties with Mounts	-	1
854-05139	TRCMU	TRCM	Universal Rear Cable Manager	Mill Finish	Grip Ties with Mounts	-	1
859-35057	TFCM	TFCM	Front Cable Manager	Black	Grip Ties and Metal Slots	-	1
859-34200	RNSE1U	RNSE1U	Front Secure Enclosure	Black	Removable Lid and Drop Down Front	-	1

Use **Part No.** for ordering and **Type** for specification purposes.



THCO1



THCO2



THCM1



TRCMAU



TFCM




RNSE1U

IDENTIFICATION PRODUCTS

CONNECTING THE POINTS FOR A COMPLETE SOLUTION

ANSI/TIA/EIA 606-A Standard Labeling	154-155
Software	156-159
Thermal Transfer Printers	160-166
Spirit 2100 Portable Printing Systems	167-169
Thermal Transfer Labels	170-175
Laser Labels	176-181
Ink Jet Labels	182-186
Miscellaneous Labels	187-206



ANSI/TIA/EIA-606-A Requirements

The ANSI/TIA/EIA-606-A standard was developed to specify the requirements for labeling the telecommunications foundation in buildings. The 606-A (Administration) was reaffirmed in June 2007. Addendum 1 to 606-A was approved in October 2008. The addendum addresses the administration of equipment rooms, computer rooms and data centers. The next evolution of the standard will be 606-B.

BASIC REQUIREMENTS

- Labeling cabinets and racks
- Labeling patch panels
- Labeling horizontal links (cable labels)
- Labeling backbone cables
- Labeling firestops
- Labeling grounding hardware
- Labeling pre-terminated solutions



ANSI/TIA/EIA-606-A
Standard

"All labels should be of a size, color and contrast to be readily visible by those maintaining the system. Labels should be resistant to environmental conditions likely to be encountered where they are installed, such as moisture or heat, and should be designated to have a useful life equal to or greater than that of the component labeled."

To fulfill these requirements, HellermannTyton offers a complete line of identification products, including computer printable labels, TagPrint™ Pro labeling software, and an extensive line of printers, markers, signs, and label books. These identification products are designed to bring label production "in-house" to help speed production, reduce errors, and lower installation costs. HellermannTyton offers labels that work with thermal transfer, laser, ink jet, or dot matrix printers. Use the charts on the following pages to select label solutions that meet the ANSI/TIA/EIA-606-A standard.

HellermannTyton Offers the Right Identifying Solution for Telecommunications Applications

PATCH PANEL, TELEPHONE, RACKS AND FACEPLATE LABELS



WIRE AND CABLE



RACKS/RACEWAY/PATHWAY LABELS



AND MANY MORE APPLICATIONS:

- Fiber Splice Enclosures
- Grounding and Bonding Fire Stopping Locations Racks/Raceway/Pathway
- Labels For Marking Flat Surfaces, Pathways, Racks, Busbars, Telecommunication Spaces and Large Conduits



Self-Laminating Thermal Transfer Labels


Thermal Transfer Labels

HellermannTyton offers thermal transfer labeling systems, including labels and printers, which print high-density text. The series of thermal transfer labels are designed specifically for thermal transfer printers and provide a clean, non-smear mark.

Laser Tag Labels

Laser Tag labels are durable, laser printable labels for applications requiring clear, crisp legibility. They are ideal for marking copper and fiber optic cables, as well as components. The labels come on 8.5" x 11" sheets with specially designed adhesives and materials, ensuring the labels will not curl, change color, or jam laser printers. Colors also can be printed when used on a color laser printer.

TagPrint Pro allows the user to specify a different color for every label on the sheet if required. Partially used sheets can be reprinted to reduce waste.



Ink Jet Labels

Ink Jet Labels

A series of technologically advanced labels for use on standard ink jet printers are available from HellermannTyton. The labels are offered in a wide range of materials and sizes. When used with pigment-based inks, these ink jet labels offer superior, smear resistant marks that are chemical and solvent resistant. Colors also can be printed when used on a color ink jet printer. Ink jet labels are available in polyester or paper.



Laser Tag and Ink Jet Labels

TagPrint™ Pro Professional Label Creation Software

TagPrint Pro label creation and printing software is powerful, multi-functional, and extremely easy to use. Created to provide solutions for telecom identification, TagPrint Pro speeds production and offers many options for a wide variety of labeling requirements. "What You See Is What You Get" (WYSIWYG) label creation, bar coding, serialization, label sets, wire lists, graphics and text choices are just some capabilities of TagPrint Pro software. TagPrint Pro can be utilized with HellermannTyton's wide array of label options including laser, ink jet, dot matrix, and thermal transfer printable labels.

Easy to Use

- Beginners can use the built-in label design wizard to step through the entire label design process.
- TagPrint Pro allows the user to place graphics, text, bar codes, and lines anywhere on the label.
- The software also features built-in editing tools to ensure that labels look exactly as intended.
- TagPrint Pro can print to nearly any dot matrix, laser, ink jet, or thermal transfer printer with a valid 32-bit Windows or Windows NT printer driver.

New Features for Version 2.0

- Alphanumeric sequences
- Print to multiple printers at one time
- Print later feature allows user to save jobs in queue and print all at one time
- Print faster
- Connect or import directly from other databases including Excel, Access, and text files
- More bar code types
- Inverse, flip, and mirror image options for graphic images
- Multi-lingual
- Print log available
- Manually adjust font size to 1/10 of a point
- Customize height and width of characters
- Customize line spacing
- Compatible with all TagPrint Pro version 1.0 files
- And much more!

Versatility

- A built-in table allows the user to incorporate variable sets of data, graphics, or bar codes onto the label.
- The powerful sequencing feature also can be used to skip the tedious data entry process - leading to substantial cost savings through time saving.



TagPrint™ Pro *continued*



Label Design Features

- “What You See Is What You Get” (WYSIWYG) label design. It will print just like it looks on screen
- Manually adjusts down to 1/10th of a point
- Save label designs as .jpeg and .xml files
- Zoom up to 10,000%
- Print serial numbers on labels with the incremental text type. TagPrint Pro will automatically remember the last incremental number printed the next time the label is used
- Lock-out label designs for print only mode
- Selected “Do Not Print” option for specific objects on the label design
- Nearly any user-defined label stock size can be created



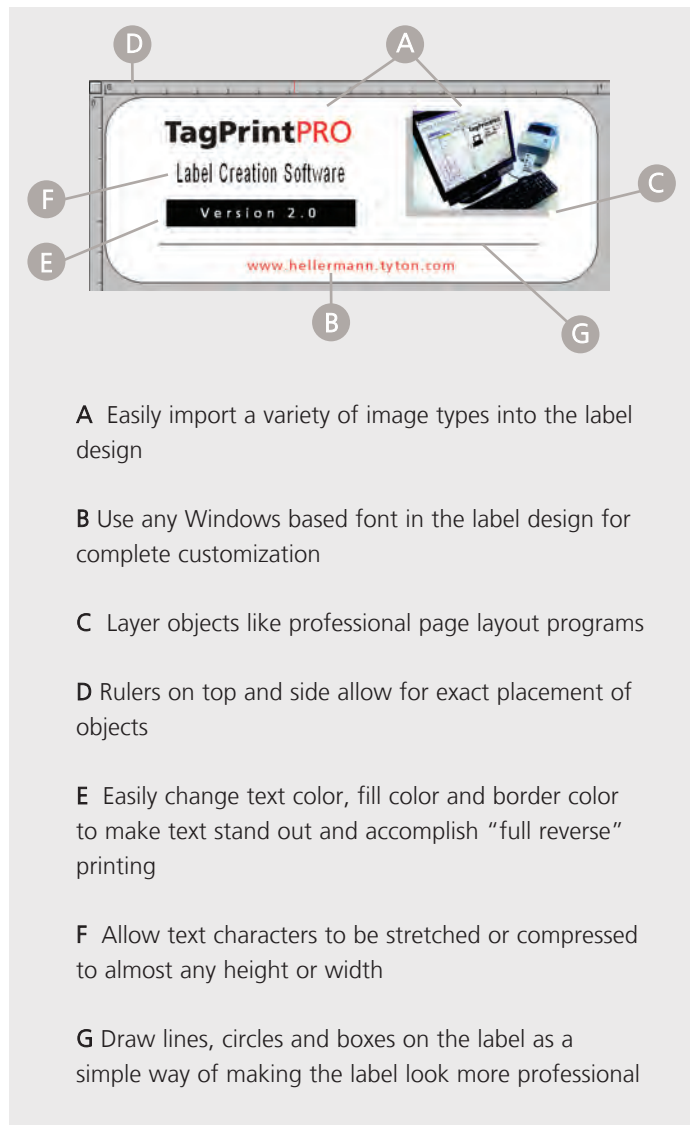
Graphic Features

- Import graphics from all of the major graphic formats. Formats supported: .bmp, .wmf, .jpg, .pcx, .png and .tif
- Rotate graphic images 360° (90° at a time)
- Manipulate graphics by forcing them to fit or automatically centering them in a specified area
- Easily link graphics to the table for adding different graphics to different labels
- Software includes over 150 clip art images (or use your own)
- Flip, rotate, inverse or mirror image graphics customization



Bar Code Features

- Print with the most popular bar code symbologies. Included formats: Datamatrix ECC 200, Code 39, Code 39 Extended, Code 128, EAN/UCC 128, EAN 13, Interleaved 2/5, PDF417, and UPC-A
- Preview the bar codes on-screen before printing to ensure they will fit in the space provided. The software will indicate (with a scissors icon) if space is too limited
- Control bar code specifications such as: module, ratio, compensation and height (where applicable)
- Automatically position human readable text above or below the bar code
- Military IUID compatible



A Easily import a variety of image types into the label design

B Use any Windows based font in the label design for complete customization

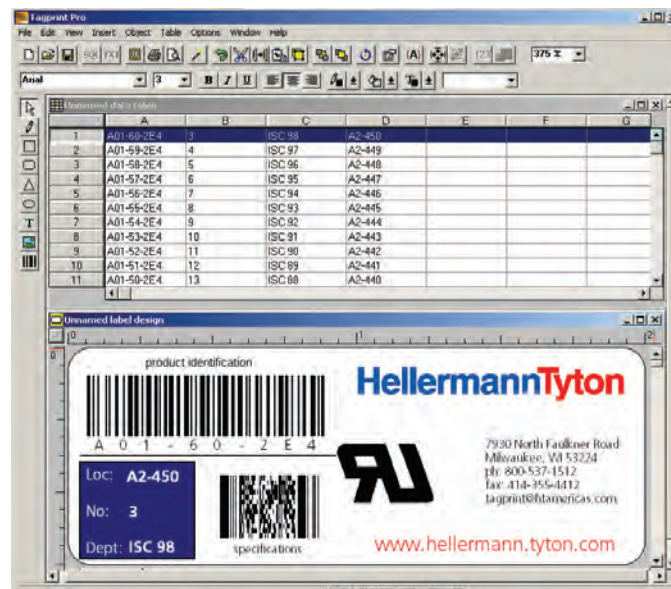
C Layer objects like professional page layout programs

D Rulers on top and side allow for exact placement of objects

E Easily change text color, fill color and border color to make text stand out and accomplish “full reverse” printing

F Allow text characters to be stretched or compressed to almost any height or width

G Draw lines, circles and boxes on the label as a simple way of making the label look more professional

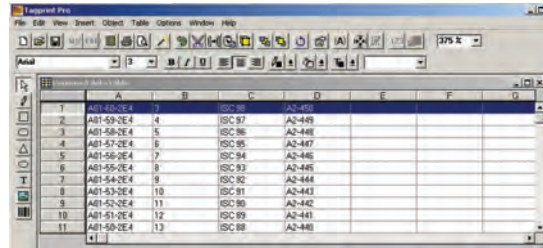


TagPrint™ Pro *continued*



Table Features

- Use the table for labels that vary from one to the next. Enter data in the table rather than one at a time.
- Re-use the same table with different label designs to save time in data entry
- Cut and paste between cells
- Insert and delete columns and rows
- Save time by using the sequence feature for repetitive or patterned data entry
- Designate one column for the number of times each label will be printed
- Lock-out table designs for read-only mode
- Save table data as a .pdf file
- Open .xls files in program
- Connect a table to a label design and open together
- Export table data to .txt, .xls, .csv files
- Import data using ASCII or ODBC utility



Built-In Help

- Features a built-in help guide to answer questions
- Software includes detailed manual and step-by-step “cheat” instructions for easy start-up
- Free telephone support for registered users
- Can be started in English, Spanish, German, Italian or French



Printing Features

- Print to nearly any printer with valid 32-bit Windows driver
- Preview labels before print
- Print an optional “test” page to line up printer and labels
- Choose to print an entire page, a certain range of labels or only selected labels to reduce waste
- The option to “skip” a certain number of labels on a page will reduce wasted labels by allowing for re-use of pages
- Print to file for printing later without the software
- Print later or to multiple printers at one time
- Reverse order print from table
- Print Log records - date, time, label type and quantity
- Use Label Saver to maximize label printing efficiency

System Requirements

- IBM compatible (Pentium is recommended)
- Operating system must be Windows 98se, ME, NT4.0, 2000 or XP, Windows 7
- 24 MB of RAM
- 16 MB of available hard-disk space








Product Selection

Article No.	Part No.	Type	System Requirements	Pkg. Qty.
556-00022	556-00022	TAGPRINTPRO Version 2.0 - Full	Windows 98se, ME, NT4.0, 2000, XP or 7	1

Use **Part No.** for ordering and **Type** for specification purposes.

Wire Diameter Guide to HellermannTyton Labels

This guide can be used to determine which labels will work best with the wire diameter selected. Simply place the end of the wire over the appropriate circle to select the best label size.

If your wire or cable diameter is less than or equal to below, use:	Thermal Transfer Labels	Laser Labels	Ink Jet Labels	Spirit 2100 Labels	SwiftMark Labels
.10" 	TAG26T6-100B TAG21T6-250 TAG51T3-100B	TAG26L-105	TAG26L-994 TAG51J-994	TAGH26-100 TAGH51-100	558-00179
.20" 	TAG2T5-100B TAG22T3-100B TAG51T3-100B	TAG63L-105 TAG49L-105 TAG51L-105	TAG5J-994 TAG22J-994	TAGH22-100 TAGH2-100	558-00045, 558-00046 558-00047, 558-00063 558-00069
.28" 	TAG2T5-100B TAG22T3-100B TAG28T4-250 TAG24T1-100B TAG53T2-100B	TAG2L-105 TAG5L-105 TAG63L-105 TAG52L-105	TAG22J-994	TAGH2-100 TAGH22-100 TAGH24-100 TAGH25-100	558-00071, 558-00045 558-00046, 558-00047 558-00061
.54" 	TAG9T3-100B TAG1T1-100B TAG10T2-100B	TAG9L-105 TAG1L-105 TAG10L-105 TAG65L-105	TAG9J-994	TAGH9-100 TAGH10-100	558-00051 558-00052 558-00053
.75" 	TAG9T3-100B TAG1T1-100B TAG10T2-100B	TAG9L-105 TAG1L-105 TAG10L-105 TAG65L-105	TAG9J-994	TAGH9-100 TAGH10-100	558-00056 558-00057 558-00059 558-00058
.94" 	TAG3T3-100B TAG6T1-100B	TAG50L-105 TAG64L-105	TAG64J-994	TAGH3-100 TAGH6-100 TAGH95-100	
1.90" 	TAG7T1-100B TAG38T4-100B				

TT230SM Printer

HellermannTyton's TT230SM thermal transfer printer is the next generation of printer available for small to medium volume users looking for an easy to use and functional thermal transfer printer. The TT230SM prints to a wide variety of materials including all of HellermannTyton labels and ShrinkTrak. The TT230SM is also Ethernet network ready, which gives the user options on placing the unit away from the host computer. The TT230SM comes with a label holder (caddy) for loading large reels behind the printer for easy dispensing and printing. There also is an optional carrying case that can be used to safely transport the printer to remote job sites.



- Print on ShrinkTrak
- Print on Adhesive Labels
- Print on Tiptags
- Uses standard ribbons
- Print head 300dpi
- Barcodes: standard and 2D
- Print speed up to 3" (76.2mm) per second
- Max print width 4.1" (106mm)
- Max label width 4.37 (111mm)
- Max print length 39" (101cm)
- 8MB DRAM, 2MB Flash
- Interfaces: RS232-C, Ethernet, USB v.2.0 and Centronics
- Windows drivers: 2000, XP, NT4.0, Vista, 7
- Dimensions: 7.95"(201mm) x 10.16" (258mm) x 6.81"(172mm)
- Weight 4.4lbs (2kg)

Technical Data	
Width	7.95" (201mm)
Height	6.81" (172mm)
Depth	10.16" (258mm)
Weight	4.4 lbs
Power Supply	100 - 240V
Humidity	10% to 95% non-condensing
Operating Temperature	+50 °F to +95 °F (+10 °C to +35 °C)
Storage Temperature	-30 °F to +160 °F (-34 °C to +71 °C)
Minimum label height	0.25"
Minimum-Maximum label width	0.25" to 4.25"

The optional carrying case is made of high impact plastic and provides a water and air-tight seal. Printer and power supply fit inside for protected portability.



Product Selection				
Article No.	Part No.	Type	Description	Pkg. Qty.
556-00230	556-00230	TT230SM	TT230SM Printer	1
556-00231	556-00231	CASE230SM	Carrying Case for TT230SM Printer	1
556-00232	556-00232	PRH TT230SM	Replacement Print Head TT230SM	1
556-00233	556-00233	RPS TT230SM	Replacement Power Supply for TT230SM	1
556-00234	556-00234	RPR TT230SM	Replacement Platen Roller for TT230SM	1
556-00235	556-00235	LABEL HOLDER	Label Caddy	1
556-00236	556-00236	TT230BATTERY	TT230SM Rechargeable Battery Pack	1
556-00238	556-00238	CASE LG TT230SM	Large Carrying Case for TT230SM Printer	1

Use **Part No.** for ordering and **Type** for specification purposes.

TT230SM Thermal Transfer Ribbons



Due to various settings in printers, as well as the different label types and variations in ribbons, each material must have its own specific ribbon. For instance, when ordering HellermannTyton 822 material labels, please specify and use the ribbon that is configured for the 822 stock. In this case, it would be the TT822 ribbon. In addition, this ribbon must be used to have the Underwriters Laboratories recognized mark on the 822 material.

Colored Ribbons

HellermannTyton offers a series of colored ribbons for adding color to thermal transfer labels. Labels can be passed through the printer once or multiple times to add various color combinations.



Product Selection

Article No.	Part No.	Type	Color	Label Material										Width (W)		Length (L)
				Paper	100	250	795	822	822C	900	1500	DTH	ShrinkTrak	In. (mm)	Ft. (M)	
556-00147**	TT822OUTSM2	TT822OUTSM2	Red	•	•	•	•					•			4.33 (110)	242 (74)
556-00148**	TT822OUTSM3	TT822OUTSM3	Orange	•	•	•	•	•	•			•			4.33 (110)	242 (74)
556-00149**	TT822OUTSM4	TT822OUTSM4	Yellow	•	•	•	•	•	•			•			4.33 (110)	242 (74)
556-00150**	TT822OUTSM5	TT822OUTSM5	Green	•	•	•	•	•	•			•			4.33 (110)	242 (74)
556-00151**	TT822OUTSM6	TT822OUTSM6	Blue	•	•	•	•	•	•			•			4.33 (110)	242 (74)
556-00152**	TT822OUTSM7	TT822OUTSM7	Purple	•	•	•	•	•	•			•			4.33 (110)	242 (74)
556-00153* **	TT822OUTSM8	TT822OUTSM8	Silver Gray									•	•		4.33 (110)	242 (74)
556-00143***	TTDTHOUTSM	TTDTHOUTSM	Black									• (5)	• (5)		4.33 (110)	242 (74)
556-00145	TT822OUTSM	TT822OUTSM	Black	•	(1)	•	• (1,2)	• (1,2)	•			•	• (4)		4.33 (110)	242 (74)
556-00163	TT822OUTSM	TT822OUTSM	Black		° (1)	°							• (4)		4.33 (110)	242 (74)
556-00169	TT100OUTSM	TT100OUTSM	Black	•	° (1)	°							• (4)		4.33 (110)	242 (74)
556-00190	TTWHITEOUTSM	TTWHITEOUTSM	White									•			4.33 (110)	229 (70)

Use **Part No.** for ordering and **Type** for specification purposes.

• =Recommended ribbon

° =Acceptable ribbon alternative

- (1) UL Recognized material / ribbon combination with HellermannTyton thermal transfer printers
 - (2) CSA Normal Use approved material / ribbon combination with HellermannTyton thermal transfer printers
 - (3) CSA Heavy Duty Use approved material / ribbon combination with HellermannTyton thermal transfer printers
 - (4) Meets ASM-DTL-23053/5 Class I & III, SAE-AS81531 for print performance
 - (5) Outstanding chemical, abrasion and solvent resistance where UL and CSA requirements are not needed
- ** 24 ribbon minimum order

TTM430 / TTM460 Thermal Transfer Printer

HellermannTyton's TTM430 and TTM460 thermal transfer printers are ideal for medium to large volume users looking for an easy to use and extremely functional thermal transfer printer. The TTM430 is a high quality 300 dpi printer with excellent print resolution for text and barcodes used in general industrial applications. The TTM460 is a 600 dpi printer which produces the highest quality print for very small text or smooth graphics. Both the TTM430 and the TTM460 print to a wide variety of materials including all HellermannTyton's labels and ShrinkTrak. An optional cutter can cut all of the materials per label, or by the batch. The printers are also both ethernet and wireless network ready, which gives the user options on placing the unit independently of the host computer. While on a network, the status monitor (included in the driver) will alert users if the printer is out of ribbon and at the end of labels. The printer can even email the user if any of these activities occurs. Used along with TagPrint Pro, the TTM430 or the TTM460 will offer error free printing and seamless operations.

- TTM430 - 300 dpi thermal transfer printhead
- TTM460 - 600 dpi thermal transfer printhead
- Print speed up to 7.87" per second
- Straight through design allows easy loading of ribbon and labels (Labels are held in an interchangeable media hub)
- Larger spools or fanfold material can be fed through the back of the printer
- 64mb memory/8mb flash
- Easy to use operations and status panel
- Two adjustable gap and reflex sensors
- Lightweight/minimal foot print
- Optional cutter face plate allows labels and ShrinkTrak to be cut off after printing
- Printer status screen with date/time/network status/head temperature/ribbon amount
- Prints on ShrinkTrak, adhesive and paper labels, and TipTags/HoleTags
- Uses standard 1" core HellermannTyton ribbons: (TT100OUT, TT822OUT, TTDTHOUT, TTHSTOUT, etc.)
- Maximum print width – 4.25" (108mm)
- Minimum print width – .24" (6mm)



Technical Data	
Width	9.44" (240mm)
Height	12.28" (312mm)
Depth	17.13" (435mm)
Power Supply	100-240V
Weight	13.2 lbs (6kg)
Ventilation	Free Air
Humidity	10% to 95% non-condensing
Operating	+50°F to +95°F (+10°C to +35°C)
Storage Temperature	-30°F to +160°F (-34°C to +71°C)
Minimum Label Height	0.25"
Minimum-Maximum	0.24 to 4.25"
Material Diameter	8.27" (210mm)
Material Thickness	.0028" - .14" (.07mm - .35mm)
Core Diameter	1.49" - 3.94" (38mm - 100mm)
Winding Direction	Inside or Outside
Operating Systems	Windows 2000/XP/Vista 32-64 bit Mac OSX 10.3 and newer Linux SUSE 9.0 CUPS based

Product Selection

Article No.	Part No.	Type	Description	Pkg. Qty.
556-00430	556-00430	TTM430	TTM430 Printer	1
556-00431	556-00431	430CFP	Cutter Face Plate	1
556-00432	556-00432	430WLAN	WLAN Wireless Card	1
556-00433	556-00433	430RLH	Label Holder for TTM430	1
556-00434	556-00434	430RRH	Ribbon Holder for TTM430	1
556-03065	556-03065	Printhead TTM430	Replacement Print Head TTM430	1

Use **Part No.** for ordering and **Type** for specification purposes.

TTM430 / TTM460 Thermal Transfer Ribbons

Product Selection				Label Material										Width (W)	Length (L)
Article No.	Part No.	Type	Color	Paper	100	250	795	822	822C	900	1500	DTH	ShrinkTrak	In. (mm)	Ft. (M)
556-00101	TT822OUT	TT822OUT	Black	•	•	•	•	•	•		• (5)		° (4)	4.33" (110.0)	984' (300)
556-00104	TT100OUT	TT100OUT	Black	•	• (1)	•	•	•	•				° (4)	4.33" (110)	984' (300)
556-00162	TTHSTOUT	TTHSTOUT	Black		° (1)	°							• (4)	4.0" (101.6)	984' (300)
556-00144***	TTDTHOUT	TTDTHOUT	Black		(1)							• (5)	• (5)	4.0" (101.6)	984' (300)
556-00106	TT900OUT	TT900OUT	Black		• (5)	• (5)	• (5)	• (5)	• (5)	• (5)				4.0" (101.6)	984' (300)
556-00155**	TT822OUT2	TT822OUT2	Red	•	•	•	•	•	•		• (5)			4.33" (110.0)	984' (300)
556-00156**	TT822OUT3	TT822OUT3	Orange	•	•	•	•	•	•		• (5)			4.33" (110.0)	984' (300)
556-00157**	TT822OUT4	TT822OUT4	Yellow	•	•	•	•	•	•		• (5)			4.33" (110.0)	984' (300)
556-00158**	TT822OUT5	TT822OUT5	Green	•	•	•	•	•	•		• (5)			4.33" (110.0)	984' (300)
556-00159**	TT822OUT6	TT822OUT6	Blue	•	•	•	•	•	•		• (5)			4.33" (110.0)	984' (300)
556-00160**	TT822OUT7	TT822OUT7	Purple	•	•	•	•	•	•		• (5)			4.33" (110.0)	984' (300)
556-00161	TT822OUT8	TT822OUT8	Silver Gray	•		•	• (1,2)	• (1,2)	•		• (5)		•	4.33" (110.0)	984' (300)
556-00189	556-00189	TTWHITEOUT	White	•		•	• (1,2)	• (1,2)	•		• (5)			4.33" (110)	984' (300)

*Call HellermannTyton for assistance when using this ribbon

** 10 ribbon minimum order

• = Recommended ribbon

(1) UL Recognized material & ribbon combination with HellermannTyton thermal transfer printers

(2) CSA Normal Use approved material & ribbon combination with HellermannTyton thermal transfer printers

(3) CSA Heavy Duty use approved material / ribbon combination with HellermannTyton thermal transfer printers

(4) Meets ASM-DTL-23053/5 Class I & III, SAE-AS81531 for print performance

(5) Outstanding chemical, abrasion, and solvent resistance where UL and CSA requirements are not needed

Material Shortcut Key

100	Self-laminating Vinyl
250	Conformable Woven Cloth
795	Metalized Polyester
822	White Polyester
822C	Clear Polyester
900	Polyamide Filmn
1500	Continous Vinyl
DTH	Duratech
ShrinkTrak	Flexible, radiation cross-linked polyolefin



Both the TTM430 and TTM460 printers are able to provide real time information on ribbon and label status when connected via ethernet and can notify the user of any outages when they occur.

SwiftMark Thermal Transfer Printer Ribbon

Designed specifically for the wire and cable industry, the SwiftMark sets a new standard in labeling efficiency. The SwiftMark Automatic Label Printer and Applicator prints self-laminating vinyl labels and applies them to various sizes of wire and cable, increasing labeling productivity by up to 300%. With a cycle time of just over four seconds, the SwiftMark can print and apply labels in a fraction of the time required to manually print and apply labels. This functionality increases productivity and reduces labeling errors, while providing the highest printing and application quality.

Labels can be quickly and easily designed in the accompanying Tagprint Pro software, and label files can be downloaded and stored on the SwiftMark via a USB, parallel port, or serial connection. Simply select the file and label quantity using the user-friendly touch screen, and labeling is as effortless as placing the cable in the machine and pressing a button or foot pedal.

The SwiftMark has a simple interface which makes it very easy to use, yet it is capable of printing advanced label sequences such as label sets with different serial numbers and text on each label.

Product Features

- Fastest cycle time in the industry
- Touch screen LCD
- WYSIWYG touch screen LCD
- Marks to within .5" of the end of the cable
- Labels cables from .06" to .75" (1.52 mm to 19 mm) in diameter
- Print repeat
- Works with various sizes of self-laminating adhesive labels
- Print label sets
- Ribbon save feature minimizes ribbon usage by up to 85%
- Download large sequential databases immediately
- 300 d.p.i. thermal transfer printer
- Stores label files on removable SD card
- USB, parallel port, and serial connections
- Accommodates various types of cable and cable bundles
- Eliminates label wrinkles or "flags"
- Adjustable wire grippers
- Easy to load with labels and ribbon
- Automatically keeps track of application cycles
- Foot pedal, touch screen, and 24V wrap initiation options
- Electric universal power supply
- Prints and applies up to 7,000 labels in eight hours




Product Selection

Article No.	Part No.	Type	Description	Pkg. Qty.
558-00060	558-00060	SMLA1	SwiftMark Printer Applicator	1
558-00065	558-00065	SMFP01	Foot Pedal for SwiftMark and Autotool Systems	1
558-00066	558-00066	SMSC01	Replacement Shipping Case	1

Use **Part No.** for ordering and **Type** for specification purposes.

SwiftMark Thermal Transfer Printer Ribbon



SwiftMark labels utilize a ribbon save feature that maximize ribbon life. The ribbon only moves enough to accommodate each line of text printed and does not advance on a one-to-one ratio with label media. Label and ribbon loading is easy and the user has complete access to the entire ribbon and label path.

Product Selection

Article No.	Part No.	Type	Color	Width		Length	
				In.	(mm)	Ft.	(M)
556-00165	556-00165	SM100OUT	Black	2.0"	(50.8)	984'	(300)
558-00227	558-00227	SMWAXOUT	Black	2.0"	(50.8)	984'	(300)

Use **Part No.** for ordering and **Type** for specification purposes.

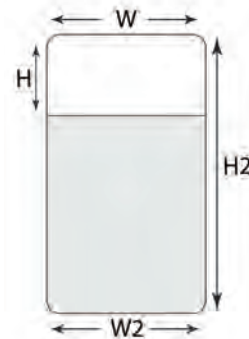
UL Recognized when used with HellermannTyton SwiftMark labels.

SwiftMark Thermal Transfer Labels

SwiftMark labels utilize a high-quality, self-laminating vinyl film that is UL recognized when used with the SwiftMark thermal transfer printer ribbon. The vinyl has a highly adhesive bond that adheres quickly and strongly to the recommended wire insulation types.

Material Data

Material	Clear Vinyl
Printer	SwiftMark
Liner	3.1 mil high speed dispensing 50# paper
Temperature Range	-50°F to +200°F (-46°C to +93°C)
Adhesive Type	Acrylic
Application	For marking wire and cable
Ribbon	TT100OUTSM




Product Selection





Article No.	Part No.	Type	Width (W)		Height of Printable Area (H)		Height of Label (H2)		Width of Liner (W2)		Min. Ø Cable		Max. Ø Cable		Pkg. Qty.
			In.	(mm.)	In.	(mm.)	In.	(mm.)	In.	(mm.)	In.	(mm.)	In.	(mm.)	
558-00045	558-00045	TAG38-76W127SM	.5"	(12.7)	.5"	(12.7)	1.4"	(36.5)	.90"	(22.86)	.137"	(3.5)	.299"	(7.6)	2500
558-00046	558-00046	TAG38-76W254SM	1.0"	(25.4)	.5"	(12.7)	1.4"	(36.5)	1.125"	(28.57)	.137"	(3.5)	.299"	(7.6)	2500
558-00047	558-00047	TAG38-76W381SM	1.5"	(38.1)	.5"	(12.7)	1.4"	(36.5)	1.625"	(41.27)	.137"	(3.5)	.299"	(7.6)	2500
558-00061	558-00061	TAG38-76W508SM	1.0"	(25.4)	.75"	(19.1)	1.4"	(36.5)	1.125"	(28.57)	.137"	(3.5)	.299"	(7.6)	2500
558-00179	558-00179	TAG15-30W127SM	.5"	(12.7)	.35"	(8.9)	.875"	(22.9)	.90"	(22.86)	.059"	(1.5)	.129"	(3.3)	4500
558-00063	558-00063	TAG20-47W203SM	.8"	(20.3)	.35"	(8.9)	.94"	(23.9)	1.125"	(31.75)	.078"	(2.0)	.18"	(4.7)	2500
558-00052	558-00052	TAG61-121W254SM	1.0"	(25.4)	.75"	(19.1)	2.25"	(57.1)	1.125"	(28.57)	.21"	(5.5)	.47"	(12.1)	1000
558-00053	558-00053	TAG61-121W381SM	1.5"	(38.1)	.75"	(19.1)	2.25"	(57.1)	1.625"	(41.27)	.21"	(5.5)	.47"	(12.1)	1000
558-00056	558-00056	TAG85-100W381SM	1.5"	(38.1)	1.0"	(25.4)	3.0"	(76.2)	1.625"	(41.27)	.39"	(10.1)	.79"	(20.2)	1000
558-00057	558-00057	TAG85-100W444SM	1.75"	(44.5)	1.0"	(25.4)	3.0"	(76.2)	1.875"	(47.62)	.39"	(10.1)	.79"	(20.2)	1000
558-00058	558-00058	TAG85-100W508SM	2.0"	(50.8)	1.0"	(25.4)	3.0"	(76.2)	2.125"	(53.97)	.39"	(10.1)	.79"	(20.2)	1000
558-00059	558-00059	TAG111-190W508SM	2.0"	(50.8)	1.5"	(38.1)	3.75"	(95.3)	2.125"	(53.97)	.39"	(10.0)	.87"	(22.2)	1000
558-00069	558-00069	TAG26-53W254SM	1.0"	(25.4)	.35"	(8.9)	1.0"	(25.4)	1.125"	(28.57)	.10"	(2.6)	.20"	(5.3)	5000
558-00071	558-00071	TAG38-81W254SM	1.0"	(25.4)	.5"	(12.7)	1.5"	(38.1)	1.125"	(28.57)	.15"	(3.8)	.32"	(8.1)	2500
558-00216	558-00216	TAG20-47W508SM	2.0"	(50.8)	.5"	(12.7)	1.0"	(25.4)	2.125"	(53.97)	.078"	(2.0)	.18"	(4.7)	4500
558-00198	558-00198	TAG111-190W254SM25	1.0"	(25.4)	1.0"	(25.4)	3.75"	(95.3)	1.125"	(28.57)	.39"	(10.0)	.87"	(22.2)	1000

Dimensions are approximate and subject to technical changes. Use **Part No.** for ordering and **Type** for specification purposes.

Thermal Transfer Label Materials

HellermannTyton provides a wide variety of thermal transfer label stocks to fit most applications. Materials can be used in applications ranging from high heat, wire wrapping, and long-term indelible marking. A mix of sizes and types allows for stock solutions to most labeling needs. For instance, HellermannTyton provides thermal transfer labels in a high-performance white polyester. HellermannTyton 822 material provides a high-quality mark when used with the TT822 ribbon and the TTM430 printer, or compatible. If the 822 material is used in combination with the TT822 ribbon, the TTM430 printer or specific recommended printers, a UL Recognized mark can be achieved.

Label Material	100B Material	250 Material	882C Material
Material Name	100 Clear Vinyl	Conformable Woven Cloth	Clear Polyester
Printer	Thermal Transfer Desktop	Thermal Transfer Desktop	Thermal Transfer Desktop
Topcoat	Specially formulated for superb ink anchorage	Specially formulated for superb ink anchorage	Specially formulated for superb ink anchorage
Liner	50#	55#	50#
Temperature Range	-50°F to +200°F (-46°C to +93°C)	-40°F to +250°F (-40°C to +121°C)	-40°F to +250°F (-40°C to +121°C)
Adhesive Type	Permanent pressure sensitive acrylic	Permanent pressure sensitive acrylic	Permanent pressure sensitive acrylic
Application	For wires, cable and other conformable surfaces	For wrapping and flagging on small gauge wires	For flat or slightly curved surfaces only
Certifications			
Specifications	MH18396	N/A	N/A
Ribbon	TT100OUTSM TT100OUT TT822OUT TT822OUTSM TTHSTOUT TTHSTOUTSM	TT100OUTSM TT100OUT	TT822OUT TT822OUTSM
Notes	N/A	N/A	N/A

Label Material	336 Material	795 Material	799 Material	822 Material
Material Name	White Polyester	Metalized Polyester	Metalized Polyester	White Polyester
Printer(s)	Thermal Transfer Desktop & Spirit Handheld	Thermal Transfer Desktop	Spirit Portable Printer	Thermal Transfer Desktop
Topcoat	Specially formulated for superb ink anchorage	Specially formulated for superb ink anchorage	Specially formulated for superb ink anchorage	Specially formulated for superb ink anchorage
Liner	50#	50#	50#	50#
Temperature Range	-40°F to +300°F (-40°C to +149°C)	-40°F to +300°F (-40°C to +149°C)	-40°F to +300°F (-40°C to +149°C)	-20°F to +300°F (-29°C to +149°C)
Adhesive Type	Permanent pressure-sensitive acrylic	Permanent pressure-sensitive acrylic	Permanent pressure-sensitive acrylic	Permanent pressure-sensitive acrylic
Application	For flat or slightly curved surfaces	For flat or slightly curved surfaces only	For flat or slightly curved surfaces only	For flat or slightly curved surfaces only
Certifications				
Specifications	MH18396	Use with 822OUT for UL and CSA recognition MH18396 + 106410	Use HHGR for UL recognition MH18396	Use with TT822TYPE ribbon for UL and CSA recognition MH18396
Ribbon	TT822OUT* TT822OUTSM* HHGR	TT822OUT** TT822OUTSM**	HHGR	Use with TT822TYPE ribbon for UL and CSA recognition
Notes		**Use the TT822TYPE ribbon for UL & CSA Recognition on all HellermannTyton desktop thermal transfer printers	Use HHGR for UL Recognition on the Spirit family of printers.	Use the TT822TYPE ribbon for UL & CSA Recognition on all HellermannTyton desktop thermal transfer printers

Spirit® 2100 Portable Printing System



HellermannTyton's Spirit® 2100 portable printing system is easy to use and features "What You See Is What You Get" (WYSIWYG) label design and creation on a LCD screen that shows the outline of the label. Just type in the text (which is displayed on the screen), choose from several print sizes, and press the print button. It's that simple! The printer automatically detects the label and determines the proper size template for easy editing.

The Spirit 2100 provides fast, high quality, thermal transfer printing for permanent and highly legible label printing. The Spirit 2100 prints on many different types of label materials for wire, cable, and component marking. Self-laminating, white and metalized polyester, and tamper evident materials for calibration and security labeling are available for use with the Spirit system.

Technical Data	
Printhead	203 dpi thermal transfer
Battery Charger	NiCad
Weight	2.5 lbs.
Shipping Weight	7.5 lbs.
Maximum Label Width	2.0"
Memory	68K SRAM, 128 Program Memory, 256K of non-volatile storage
Chargers	120V, 130V, 230V or 100V applications
LCD screen	2.0" x 1.5"
Operating Temperature	+40°F to +122°F (+4°C to +50°C)
Storage Temperature	-30°F to +160°F (-34°C to +71°C)

- "What You See Is What You Get" (WYSIWYG) label design and creation. The label will print just like it looks on screen
- Choose from normal or bold fonts to complete the label design appearance
- Easily change text sizes: tiny, normal or large text
- Left, right, or center justify text
- Automatically centers text during label editing process
- Easily import graphic images into the label design
- Print with popular bar code symbologies including Code 39, Code 128 and EAN
- Vertical print option for patch panels, wall plates, terminal blocks and wire markers
- Print serial numbers on labels with the "serial" text type. Spirit 2100 will automatically remember the last serial number printed the next time the saved label is used
- The ribbon is longer than the industry standard which translates into fewer ribbon change-overs
- Battery powered and a convenient hand strap makes the Spirit 2100 extremely portable and accessible. AC adapter also available
- Label sizes and user interface can be upgraded in the field
- Auto "fill" feature to copy one line of text to all other lines on the label
- Download data files from Excel and other Windows compatible databases
- Edit logging feature will keep track of printed labels and download printed information back to pc




Product Selection				
Article No.	Part No.	Type	Description	Pkg. Qty.
557-00085	HT2100	HT2100	Portable Printing System includes: Spirit 2100 printer, HT2100 rechargeable battery and charger, ribbon cartridge, TAGH73-336, printer manual, CD-Rom tutorial, hard-shell case, cleaning card, cleaning pen and Spiritlink computer interface software (interface software cable sold separately)	1

Use **Part No.** for ordering and **Type** for specification purposes.

Spirit® 2100 Portable Printing System *continued*

Label Loading

Each roll of labels is loaded onto a reusable spindle. Simply drop the label roll into the printer, pull the labels over the top, (like loading film into a camera) and close the cover. No need to mechanically feed and align the labels.



Spirit® 2100 Accessories

Product Selection				
Article No.	Part No.	Type	Description	Pkg. Qty.
591-00076	BC10	BC10	Battery Charger	1
557-00002	2100CASE	2100CASE	Spirit Carrying Case Replacement	1
557-00004	2100CABLE	2100CABLE	SpiritLink Interface Cable	1
557-00003	RBP1	RBP1	Battery Pack	1
557-00005	2100PEN	2100PEN	Cleaning Pen	1
557-00006	TS3003039	TS3003039	Spirit Label Spindle Roll Replacement	1
557-00007	557-00007	557-00007	Spirit Label Spindle Cap Replacement	1
557-00008	2100CARD	2100CARD	Printhead Cleaning Card	1

Use **Part No.** for ordering and **Type** for specification purposes.

Ribbon

The ribbon is supplied in a self-contained cartridge for easy loading. *One ribbon per package.*



Spirit Ribbons

Product Selection						
Article No.	Part No.	Type	Description	Width	Height	Pkg. Qty.
557-00009*	HHIGR	HHIGR	Replacement Ribbon Cartridge	2.0"	2.50"	131 ft
557-00092	HHHST	HHHST	Replacement Ribbon Cartridge	2.0"	2.50"	131 ft
557-00075**	HHDTH	HHDTH	Replacement Durattach Ribbon	2.0"	2.50"	131 ft

Dimensions are approximate and subject to technical changes. Use **Part No.** for ordering and **Type** for specification purposes.

* HHIGR works on all materials

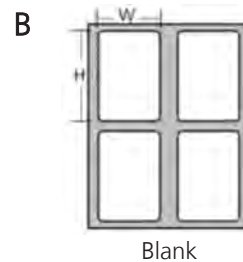
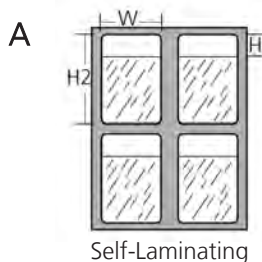
** HHDTHT can only be used with label materials that have the DTH extension. This provides superior performance to most chemicals and solvents.

Spirit® 2100 Portable Printing System Labels

Product Selection

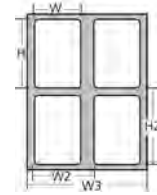
Article No.	Part No.	Type	Material	Color	Width (W)	Length of Writeable Area (H)	Length of Label (H2)	Liner Width (WL)	Pkg. Qty.
557-00011	TAGH2-100	TAGH2	Type 100, Self-Laminating Vinyl (A)	White	.5"	.5"	1.435"	.875	250
557-00013	TAGH3-100	TAGH3	Type 100, Self-Laminating Vinyl (A)	White	1.0"	1.0"	3.75"	1.125	100
557-00015	TAGH6-100	TAGH6	Type 100, Self-Laminating Vinyl (A)	White	2.0"	1.0"	3.75"	2.125	100
557-00018	TAGH9-100	TAGH9	Type 100, Self-Laminating Vinyl (A)	White	1.0"	.75"	2.25"	1.125	100
557-00020	TAGH10-100	TAGH1	Type 100, Self-Laminating Vinyl (A)	White	2.0"	.75"	2.25"	2.125	100
557-00021	TAGH22-100	TAGH2	Type 100, Self-Laminating Vinyl (A)	White	1.0"	.5"	1.435"	1.125	250
557-00026	TAGH26-100	TAGH2	Type 100, Self-Laminating Vinyl (A)	White	.5"	.35"	.75"	.875	500
557-00027	TAGH51-100	TAGH5	Type 100, Self-Laminating Vinyl (A)	White	1.0"	.35"	.75"	1.125	500
557-00028	TAGH95-100	TAGH9	Type 100, Self-Laminating Vinyl (A)	White	1.5"	1.0"	3.75"	1.625	100
557-00037	TAGH12-336	TAGH1	Type 336, Polyester (B)	White	1.25"	.375"	-	1.375	500
557-00076	TAGH13-336	TAGH1	Type 336, Polyester (B)	White	.75"	.25"	-	.875	750
557-00039	TAGH14-336	TAGH1	Type 336, Polyester (B)	White	1.0"	.375"	-	1.125	500
557-00040	TAGH15-336	TAGH1	Type 336, Polyester (B)	White	1.0"	.5"	-	1.125	500
557-00042	TAGH16-336	TAGH1	Type 336, Polyester (B)	White	.9"	.25"	-	1.025	750
557-00043	TAGH17-336	TAGH1	Type 336, Polyester (B)	White	1.5"	.25"	-	1.625	750
557-00044	TAGH27-336	TAGH2	Type 336, Polyester (B)	White	1.5"	.75"	-	1.625	500
557-00045	TAGH35-336	TAGH3	Type 336, Polyester (B)	White	2.0"	.375"	-	2.125	500
557-00046	TAGH48-336	TAGH4	Type 336, Polyester (B)	White	.8"	.5"	-	.925	500
557-00048	TAGH71-336	TAGH7	Type 336, Polyester (B)	White	.5"	.435"	-	.875	500
557-00049	TAGH73-336	TAGH7	Type 336, Polyester (B)	White	2.0"	1.0"	-	2.125	250
557-00055	TAGH86-336	TAGH8	Type 336, Polyester (B)	White	2.0"	.25"	-	2.125	750
557-00057	TAGH88-336	TAGH8	Type 336, Polyester (B)	White	1.5"	.375"	-	1.625	500
557-00059	TAGH90-336	TAGH9	Type 336, Polyester (B)	White	1.5"	.5"	-	1.625	500
557-00061	TAGH92-336	TAGH9	Type 336, Polyester (B)	White	1.0"	.75"	-	2.125	500
557-00062	TAGH94-336	TAGH9	Type 336, Polyester (B)	White	1.5"	1.25"	-	1.625	250
557-00063	TAGHPP-336	TAGHPP	Type 336, Polyester (B)	White	.875"	.333"	-	.874	500
591-00065	TAGH97-336	TAGH9	Type 336, Polyester (B)	White	1.875"	.25"	-	2.0	750
591-00117	TAGH98-336	TAGH9	Type 336, Polyester (B)	White	1.9"	.375"	-	2.025	250
557-00066	TAGHTP-336	TAGHTP	Type 336, Polyester (B)	White	.333"	.444"	-	1.125	50
557-00032	TAGH73-799	TAGH7	Type 799, Polyester (B)	Silver-matte	2.0"	1.0"	-	2.125	250
557-00033	TAGH75-799	TAGH7	Type 799, Polyester (B)	Silver-matte	2.0"	.625"	-	2.125	500
557-00035	TAGH92-799	TAGH9	Type 799, Polyester (B)	Silver-matte	1.0"	.75"	-	2.125	500
557-00036	TAGH94-799	TAGH9	Type 799, Polyester (B)	Silver-matte	1.5"	1.25"	-	1.625	250

Dimensions are approximate and subject to technical changes. Use **Part No.** for ordering and **Type** for specification purposes.



Thermal Transfer Labels

HellermannTyton thermal transfer labels provide the best printing quality. These labels are particularly suitable for permanent marking on the flat surfaces of production machines and equipment. The technology used in the printing of thermal transfer labels produces the most accurate barcodes of all existing printing technologies. The large selection of labels makes it easy to find the correct label for almost any application. Thermal transfer labels are designed for high heat and are resistant to chemicals as well as petroleum based oils and solvents.

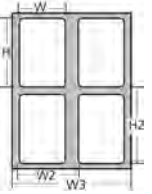


Product Selection

Article No.	Part No.	Type	Drawing Reference	Width (W)		Height (H)		Vertical Repeat (H2)		Horizontal Repeat (W2)		Width of Liner (W3)		Labels per Row	Pkg. Qty.
			pages (168-169)	In.	(mm.)	In.	(mm.)	In.	(mm.)	In.	(mm.)	In.	(mm.)		
250 Material															
598-00277	TYHCT-250	TYHC	A	.250"	(6.35)	1.50"	(38.10)	1.625	41.27	.250"	6.35	4.120"	104.70	16	5000
596-21250	TAG21T6-250	TAG21T6	B	.5"	(12.7)	.75"	(19.05)	.875"	22.22	.5"	12.7	3.25"	82.55	6	10000
596-11250	TAG11T4-250	TAG11T4	C	.65"	(16.5)	.2"	(5.08)	.3"	7.62	.65"	16.5	2.6"	66.04	4	5000
596-28250	TAG28T4-250	TAG28T4	D	.80"	(20.3)	1.43"	(36.3)	1.62"	41.1	.80"	20.3	3.45"	87.6	4	5000
596-15250	TAG15T3-250	TAG15T3	E	1.0"	(25.4)	.5"	(12.7)	.6"	15.24	1.0"	25.4	3.35"	85.09	3	10000
596-00044	TAG35T2-250	TAG35T2	F	2.0"	(50.8)	.375"	(9.53)	.50"	12.7	2.0"	50.8	4.1"	104.14	2	10000
336 Material															
596-00026	TAG96T1-336	TAG96T1	G	1.875"	(47.6)	.25"	(6.35)	.375"	9.35	1.875"	47.6	2.0"	50.8	1	5000
596-00041	TAG69T1-336	TAG69T1	H	2.0"	(50.8)	.275"	(6.98)	.5"	12.7	2.0"	50.8	2.125"	53.97	1	10000
596-00040	TAG68T1-336	TAG68T1	J	3.8"	(96.5)	.275"	(6.98)	.5"	12.7	3.8"	96.5	4.0"	101.6	1	10000
795 Material															
596-15795	TAG15T3-795	TAG15T3	E	1.0"	(25.4)	.5"	(12.7)	.6"	15.24	1.0"	25.4	3.35"	85.09	3	10000
596-27795	TAG27T1-795	TAG27T1	J	1.5"	(38.11)	.75"	(19.05)	.875"	22.2	1.5"	38.11	2.20"	55.88	1	3000
596-75795	TAG75T1-795	TAG75T1	K	2.0"	(50.8)	.625"	(15.87)	.75"	19.05	2.0"	50.8	2.12"	53.8	1	2000
596-73795	TAG73T1-795	TAG73T1	AA	2.0"	(50.8)	1.0"	(25.4)	1.125"	28.57	1.0"	25.4	2.20"	55.83	1	3000
596-76795	TAG76T1-795	TAG76T1	L	2.5"	(63.5)	2.0"	(50.8)	2.12"	53.8	2.5"	63.5	2.62"	66.5	1	1000
596-72795	TAG72T1-795	TAG72T1	M	2.75"	(69.85)	1.25"	(31.75)	1.375"	34.93	2.75"	69.85	2.95"	74.95	1	5000
596-78795	TAG78T1-795	TAG78T1	N	3.0"	(76.2)	4.0"	(101.6)	4.12"	104.7	3.0"	76.2	3.12"	79.2	1	500
596-80795	TAG80T1-795	TAG80T1	O	3.0"	(76.2)	5.0"	(127)	3.0"	76.2	3.0"	76.2	3.125"	79.37	1	500
596-79795	TAG79T1-795	TAG79T1	P	4.0"	(101.6)	2.0"	(50.8)	2.12"	53.97	4.0"	101.6	4.25"	107.9	1	500

Dimensions are approximate and subject to technical changes. Use **Part No.** for ordering and **Type** for specification purposes.

* TAG17T2-822 not recommended for TT10SM, TT210SM, TT230SM, TT300SM, TT310SM, and TT330SM printers. Use TAG82T2 instead.



Thermal Transfer Labels *continued*

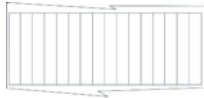
Product Selection

Article No.	Part No.	Type	Drawing Reference	Width (W)		Height (H)		Vertical Repeat (H2)		Horizontal Repeat (W2)		Width of Liner (W3)		Labels per Row	Pkg. Qty.
			(pages 168-169)	In.	(mm.)	In.	(mm.)	In.	(mm.)	In.	(mm.)	In.	(mm.)		
822 Material															
596-27822	TAG27T1-822	TAG27T1	J	1.5"	(38.11)	.75"	(19.05)	.875"	22.2	1.5"	38.11	2.20"	55.88	1	3000
596-00019	TAG75T1-822	TAG75T1	K	2.0"	(50.8)	.625"	(15.87)	.75"	19.05	2.0"	50.8	2.12"	53.8	1	2000
596-70822	TAG70T12-822	TAG70T12	Q	.25"	(6.35)	.25"	(6.35)	.5"	12.7	.25"	6.35	3.2"	81.2	12	10000
596-00028	TAGPP1T6-822	TAGPP1T6	R	.625"	(15.87)	.333"	(8.45)	.75"	19.05	.625"	15.87	3.8"	96.52	6	1000
596-00082	TAGPP1T6-82210M	TAGPP1T6	R	.625"	(15.87)	.333"	(8.45)	.75"	19.05	.625"	15.87	3.8"	96.52	6	10000
596-11822	TAG11T4-822	TAG11T4	C	.65"	(16.5)	.2"	(5.08)	.3"	7.62	.65"	16.5	2.6"	66.04	4	5000
596-00046	TAGPP2T6-822	TAGPP2T6	T	.66"	(16.7)	.33"	(8.38)	.75"	19.05	.66"	16.7	4.125"	104.7	6	1000
596-00083	TAGPP3T4-822	TAGPP3T4	U	.688"	(17.4)	.25"	(6.35)	.375"	9.52	.688"	17.4	2.9"	73.66	4	1000
596-13822	TAG13T4-822	TAG13T4	V	.75"	(19.05)	.25"	(6.35)	.35"	8.89	.75"	19.05	3.35"	85.09	4	10000
596-15822	TAG15T3-822	TAG15T3	E	1.0"	(25.4)	.5"	(12.7)	.6"	15.24	1.0"	25.4	3.35"	85.09	3	1000
596-84822	TAG84T3-822	TAG84T3	S	1.25"	(31.75)	.375"	(9.53)	.50"	12.7	1.25"	31.75	4.0"	101.6	3	10000
596-00023	TAG83T1-822	TAG83T1	W	4.0"	(101.6)	.312"	(7.92)	.438"	11.13	4.0"	101.6	4.1"	104.14	1	5000
596-00022	TAG81T8-822	TAG81T8	X	.325"	(8.25)	.20"	(5.08)	.30"	7.62	.325"	8.25	2.6"	66.04	8	5000
596-16822	TAG16T3-822	TAG16T3	Y	.9"	(22.86)	.25"	(6.35)	.35"	8.89	.9"	22.86	3.35"	85.09	3	10000
596-17822	TAG17T2-822	TAG17T2	Z	1.5"	(38.11)	.25"	(6.35)	.35"	8.89	1.65"	41.98	3.35"	85.09	2	10000
596-73822	TAG73T1-822	TAG73T1	AA	2.0"	(50.8)	1.0"	(25.4)	1.125"	28.57	1.0"	25.4	2.20"	55.83	1	3000
596-42822	TAG72T1-822	TAG72T1	M	2.75"	(69.85)	1.25"	(31.75)	1.375"	34.93	2.75"	69.85	2.95"	74.95	1	3000
596-71822	TAG71T5-822	TAG71T5	BB	.5"	(12.7)	.43"	(11.1)	.662"	16.81	.43"	11.1	3.35"	85.09	5	10000
596-82822	TAG82T2-822	TAG82T2	CC	1.5"	(38.1)	.25"	(6.35)	.30"	7.62	1.5"	38.1	3.20"	81.28	2	10000
822C Material*															
596-00029	TAGPP1T6-822C	TAGPP1T6	R	.625"	(15.87)	.333"	(8.45)	.75"	19.05	.625"	15.87	3.8"	96.52	6	1000
596-00030	TAGPP1T6-822C10M	TAGPP1T6	R	.625"	(15.87)	.333"	(8.45)	.75"	19.05	.625"	15.87	3.8"	96.52	6	10000
596-00003	TAG11T4-822C	TAG11T4	C	.65"	(16.5)	.2"	(5.08)	.3"	7.62	.65"	16.5	2.6"	66.04	4	5000
596-00047	TAGPP2T6-822C	TAGPP2T6	T	.66"	(16.7)	.33"	(8.38)	.75"	19.05	.66"	16.7	4.125"	104.7	6	1000
596-00084	TAGPP3T4-822C	TAGPP3T4	U	.688"	(17.4)	.25"	(6.35)	.375"	9.52	.688"	17.4	2.9"	73.66	4	1000
596-00001	TAG15T3-822C10M	TAG15T3	E	1.0"	(25.4)	.5"	(12.7)	.6"	15.24	1.0"	25.4	3.35"	85.09	3	10000
596-00043	TAG27T1-822C	TAG27T1	J	1.5"	(38.11)	.75"	(19.05)	.875"	22.2	1.5"	38.11	2.20"	55.88	1	3000
DTH Material***															
596-00033	TAG13T4-DTH	TAG13T4	V	.75"	(19.05)	.25"	(6.35)	.35"	8.89	.75"	19.05	3.35"	85.09	4	10000
596-00034	TAG16T3-DTH	TAG16T3	Y	.9"	(22.86)	.25"	(6.35)	.35"	8.89	.9"	22.86	3.35"	85.09	3	10000
596-00035	TAG15T3-DTH	TAG15T3	E	1.0"	(25.4)	.5"	(12.7)	.6"	15.24	1.0"	25.4	3.35"	85.09	3	10000
596-00036	TAG27T2-DTH	TAG27T2	J	1.5"	(38.11)	.75"	(19.05)	.875"	22.2	1.5"	38.11	2.20"	55.83	2	10000
596-00037	TAG99T1-DTH	TAG99T1	DD	2.0"	(50.8)	.25"	(6.35)	.375"	9.52	2.0"	50.8	2.2"	55.8	1	2500
596-00038	TAG73T1-DTH	TAG73T1	AA	2.0"	(50.8)	1.0"	(25.4)	1.125"	28.57	1.0"	25.4	2.20"	55.83	1	3000
596-00039	TAG33T1-DTH	TAG33T1	EE	3.0"	(76.2)	2.0"	(50.8)	2.125"	53.97	2.0"	50.8	3.1"	78.74	1	1000
PAP - Non-Adhesive Cardstock															
596-00017	TAG74T2-PAP	TAG74T2	FF	1.75"	(44.45)	.375"	(9.53)	.562"	14.2	1.75"	44.45	3.5"	88.9	2	1000
596-00025	TAG82T2-PAP	TAG82T2	GG	2.0"	(50.8)	.396"	(10.05)	.562"	14.2	2.0"	50.8	4.05"	102.0	2	1000
596-00024	TAG85T1-PAP	TAG85T1	HH	3.0"	(76.2)	.50"	(12.7)	.60"	15.24	3.0"	76.2	3.2"	8.28	1	5000

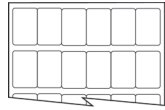
Dimensions are approximate and subject to technical changes. Use **Part No.** for ordering and **Type** for specification purposes.
 * Clear ** Not recommended for TT1210 printer *** For use with DTH ribbons only!

Thermal Transfer Labels *continued*

(Not shown to scale)



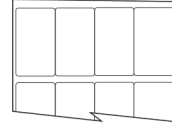
TYHCT-250
A



TAG21T6-250
B



TAG11T4-250,
TAG11T4-822,
TAG11T4-822C
C



TAG28T4-250
D



TAG15T3-DTH,
TAG15T3-795,
TAG15T3-822,
TAG15T3-822C,
TAG15T3-250
E




TAG35T2-250
F




TAG96T1-336
G



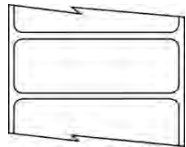
TAG69T1-336
H



TAG68T1-336
I



TAG27T1-822,
TAG27T1-795,
TAG27T1-822C,
TAG27T2-DTH
J



TAG75T1822
TAG75T1-795
K



TAG76T1-795
L




TAG72T1-795,
TAG72T1-822
M



TAG78T1-795
N



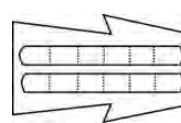
TAG80T1-795
O



TAG79T1-795
P



TAG70T12-822
Q



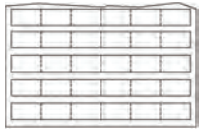
TAGPP1T6-822,
TAGPP1T6-822C,
TAGPP1T6-82210M,
TAGPP1T6-822C10M
R



TAG84T3-822
S

Thermal Transfer Labels *continued*

(Not shown to scale)



TAGPP2T6-822,
TAGPP2T6-822C
T



TAGPP3T4-822,
TAGPP3T4-822C
U



TAG13T4-822,
TAG13T4-900,
TAG13T4-DTH
V



TAG83T1-822
W




TAG81T8-822
X



TAG16T3-DTH,
TAG16T3-822,
TAG16T3-900
Y



TAG17T2-822
Z



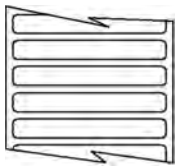
TAG73T1-822,
TAG73T1-DTH,
TAG73T1-795
AA




TAG71T5-822
BB



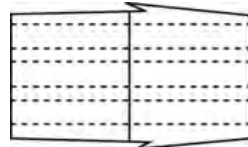
TAG82T2-822
CC



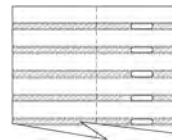
TAG99T1-DTH
DD



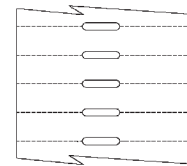
TAG33T1-DTH
EE



TAG74T2-PAP
FF



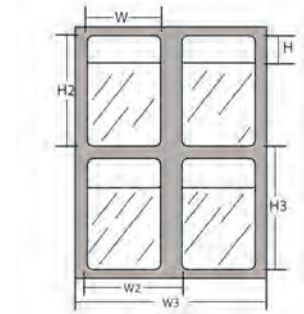
TAG82T2-PAP
GG



TAG85T1-PAP
HH

Thermal Transfer Self-Laminating Labels

HellermannTyton thermal transfer labels provide the best printing quality. These labels are particularly suitable for permanent marking on the flat surfaces of production machines and equipment. The technology used in the printing of thermal transfer labels produces the most accurate barcodes of all existing printing technologies. The large selection of labels makes it easy to find the correct label for almost any application. Thermal transfer labels are designed for high heat and are resistant to chemicals as well as petroleum based oils and solvents.



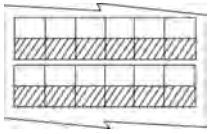
Product Selection

Article No.	Part No.	Type	Drawing Reference (page 171)	Width (W) In. (mm)	Height of Printable Area (H) In. (mm)	Height of Label (H2) In. (mm)	Vertical Repeat (H3) In. (mm)	Horizontal Repeat (W2) In. (mm)	Width of Liner (W3) In. (mm)	Labels per Row	Pkg. Qty.
596-00009	TAG26T6-100B	TAG26T6	A	.5" (12.7)	.375" (9.52)	.75" (19.05)	1.0" (25.4)	.5" (12.7)	3.35" (85.09)	6	10000
596-00010	TAG2T5-100B	TAG2T5	B	.5" (12.7)	.5" (12.7)	1.43" (36.5)	1.62" (41.28)	.66" (16.81)	3.35" (85.09)	5	10000
596-00014	TAG51T3-100B	TAG51T3	C	1.0" (25.4)	.35" (8.8)	.75" (19.05)	.937" (23.7)	1.075" (27.3)	3.35" (85.09)	3	10000
596-00006	TAG22T2-100B	TAG22T2	D	1.0" (25.4)	.5" (12.7)	1.43" (36.5)	1.62" (41.28)	1.075" (27.3)	2.25" (57.1)	2	5000
596-00007	TAG22T3-100B	TAG22T3	E	1.0" (25.4)	.5" (12.7)	1.43" (36.5)	1.62" (41.28)	1.075" (27.3)	3.35" (85.09)	3	5000
596-00027	TAG9T3-100B	TAG9T3	F	1.0" (25.4)	.75" (19.05)	2.25" (57.1)	2.5" (63.5)	1.0" (25.4)	3.35" (85.09)	3	5000
596-00013	TAG3T3-100B	TAG3T3	G	1.0" (25.4)	1.0" (25.4)	3.75" (95.25)	4.0" (101.6)	1.075" (27.3)	3.35" (85.09)	3	3000
596-00011	TAG38T4-100B*	TAG38T4	H	1.0" (25.4)	1.5" (38.1)	7.347" (188.89)	7.75" (196.80)	1.0" (25.4)	4.10" (104.14)	4	1000
596-00045	TAG53T2-100B	TAG53T2	I	1.5" (38.1)	.7" (17.78)	1.437" (36.49)	1.62" (41.28)	1.5" (38.1)	3.35" (89.05)	2	2500
596-00005	TAG1T1-100B	TAG1T1	J	1.9" (48.2)	.75" (19.05)	3.12" (79.2)	3.42" (86.8)	1.9" (48.2)	3.875" (98.42)	2	2500
596-00008	TAG24T1-100B	TAG24T1	K	2.0" (50.8)	.5" (12.7)	1.437" (36.49)	1.68" (42.6)	2.0" (50.8)	2.2" (55.9)	1	1000
596-00002	TAG10T2-100B	TAG10T2	L	2.0" (50.8)	.75" (19.05)	2.25" (57.1)	2.5" (63.5)	2.0" (50.8)	3.875" (98.42)	2	2500
596-00021	TAG7T1-100B*	TAG7T1	M	2.0" (50.8)	1.5" (38.1)	7.347" (188.89)	7.75" (196.80)	2.0" (50.8)	4.10" (104.14)	2	1000
596-00016	TAG6T1-100B	TAG6T1	N	2.0" (50.8)	1.5" (38.1)	3.75" (95.25)	4.0" (101.6)	2.0" (50.8)	2.20" (68.58)	1	1000

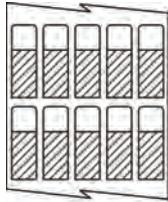
Dimensions are approximate and subject to technical changes. Use **Part No.** for ordering and **Type** for specification purposes.

Thermal Transfer Self-Laminating Labels *continued*


(Not shown to scale)



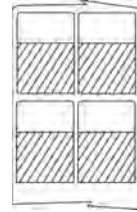
TAG26T6-100B
A




TAG2T5-100B
B



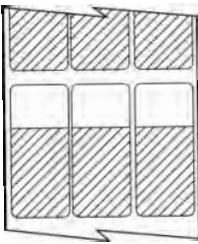
TAG51T3-100B
C



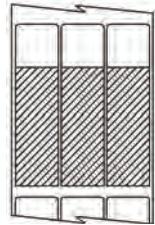
TAG22T2-100B
D



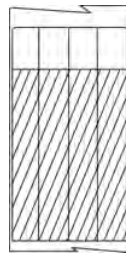
TAG22T3-100B
E



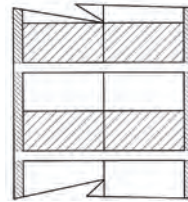
TAG9T3-100B
F



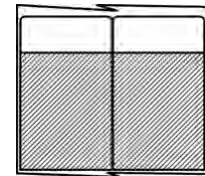
TAG3T3-100B
G



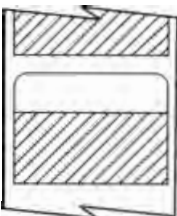
TAG38T4-100B
H



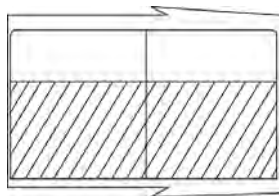
TAG53T2-100B
I




TAG1T1-100B
J



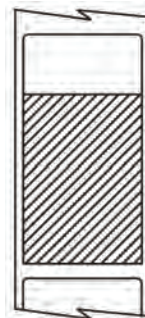
TAG24T1-100B
K



TAG10T2-100B
L



TAG7T1-100B
M








TAG6T1-100B
N

Laser Tag Label Materials

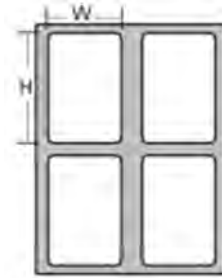
Laser Tags are durable, laser printable labels for applications requiring clear, crisp legibility. The labels come on 8.5" x 11" sheets and are printable using HellermannTyton TagPrint™ Pro software and a standard laser printer. Specially designed adhesives and materials are used for the Laser Tags, ensuring that the labels will not curl, change color, or jam laser printers. Laser Tags are available in die-cut on 8-1/2" x 11" polyester sheets.



Label Material	105 Material 	788 Material 	788C Material 	789 Material 
Material Name	Self-Laminating Laser Polyester	White Laser Polyester	Clear Laser Polyester	White Laser Polyester
Printer	Laser	Laser	Laser	Laser
Topcoat	Specially formulated for superb ink anchorage	Specially formulated for superb toner anchorage for most laser printers	Specially formulated for superb toner anchorage for most laser printers	Specially formulated for superb ink anchorage
Liner	82#	68#	68#	90#
Temperature Range	-40°F to +300°F (-40°C to +149°C)	-40°F to +194°F (-40°C to +92°C)	-40°F to +194°F (-40°C to +92°C)	-40°F to +300°F (-40°C to +149°C)
Adhesive Type	Permanent pressure-sensitive acrylic	Permanent pressure-sensitive acrylic	Permanent pressure-sensitive acrylic	Permanent pressure-sensitive acrylic
Application	Excellent for on-the-job wire marking. Ideal for flat ribbon cable, machine tool, and underground wiring. Smallest diameter is 0.15"	Excellent for general purpose component or panel marking. Bar code printable.	Excellent for general purpose component or panel marking. Bar code printable.	For flat labeling applications that require solvent or high temperature resistance. Bar code printable. Can be used to mark electronics and printed circuit boards.
Certifications				
Outdoor Durability	N/A	1 year	1 year	2 years
Chemical Resistance	Good for most petroleum based solvents and lower aliphatic alcohols. Not good for most esters and ketones. Water resistant.	Applied labels will be resistant to water, mild acids, alkalis, salts and most petroleum-based solvents, oils, greases, aliphatic solvents such as kerosene, keptane and reference fuel	Applied labels will be resistant to water, mild acids, alkalis, salts and most petroleum-based solvents, oils, greases, aliphatic solvents such as kerosene, keptane and reference fuel	Applied labels will be resistant to water, mild acids, alkalis, salts and most petroleum based solvents, oils, greases, aliphatic solvent such as kerosene, keptane and reference fuel

Laser Tag Labels

HellermannTyton's Laser Tag labels are used for component marking.

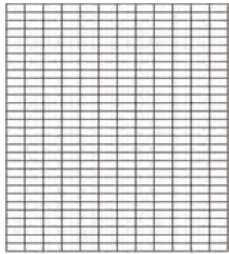


Product Selection											
Article No.	Part No.	Type	Drawing Reference	Width (W)		Height (H)		Labels per Row	Labels per Column	Labels per Sheet	Pkg. Qty.
			(pages 174-175)	In.	(mm.)	In.	(mm.)				
788 Material											
594-01788	TAGPP1-788	TAGPP1	A	1.5"	(15.87)	.37"	(7.87)	12	30	360	1000
594-00001	TAGPP2-788	TAGPP2	B	.66"	(16.7)	.33"	(8.38)	12	30	360	1000
594-62788	TAG62L-788	TAG62L	C	1.50"	(31.75)	.37"	(9.52)	5	25	125	1000
594-61788	TAG61L-788	TAG61L	D	2.62"	(66.67)	1.0"	(25.4)	3	10	30	7500
594-60788	TAG60L-788	TAG60L	E	2.83"	(71.88)	1.5"	(38.1)	3	7	21	5250
594-59788	TAG59L-788	TAG59L	F	4.0"	(101.60)	1.5"	(38.1)	2	7	14	3500
594-58788	TAG58L-788	TAG58L	G	4.0"	(101.60)	2.0"	(50.8)	2	5	10	2500
594-56788	TAG56L-788	TAG56L	H	4.0"	(101.60)	3.33"	(84.5)	2	3	6	1500
594-57788	TAG57L-788	TAG57L	I	4.25"	(107.90)	2.75"	(69.8)	2	4	8	2000
594-55788	TAG55L-788	TAG55L	J	4.25"	(107.90)	5.5"	(139.70)	2	2	4	1000
594-54788	TAG54L-788	TAG54L	K	8.5"	(215.90)	5.5"	(139.70)	1	2	2	500
594-53788	TAG53L-788	TAG53L	L	8.5"	(215.90)	10.81"	(274.6)	1	1	1	250
788C Material											
594-02788	TAGPP1-788C	TAGPP1	A	.625"	(15.87)	.333"	(7.87)	12	30	360	1000
594-00002	TAGPP2-788C	TAGPP2	B	.66"	(16.7)	.33"	(8.38)	12	30	360	1000
789 Material											
594-11789	TAG11L-789	TAG11L	M	.65"	(16.50)	.20"	(5.08)	10	48	480	5000
594-13789	TAG13L-789	TAG13L	N	.75"	(19.00)	.25"	(6.35)	8	39	312	5000
594-14789	TAG14L-789	TAG14L	O	1.0"	(25.40)	.375"	(9.52)	7	25	175	5000
594-15789	TAG15L-789	TAG15L	P	1.0"	(25.40)	.5"	(12.70)	7	19	133	5000
594-96789	TAG96L-789	TAG96L	Q	1.875"	(47.62)	.25"	(6.35)	4	36	144	1000
594-69789	TAG69L-789	TAG69L	R	2.0"	(50.8)	.275"	(6.98)	4	35	140	5000
594-67789	TAG67L-789	TAG67L	S	2.87"	(73)	.375"	(9.52)	2	25	50	1000
594-66789	TAG66L-789	TAG66L	T	3.59"	(91.4)	.375"	(9.52)	2	25	50	1000
594-68789	TAG68L-789	TAG68L	U	3.8"	(96.5)	.275"	(6.98)	2	35	70	2500
594-45789	TAG45L-789	TAG45L	V	4.0"	(101.60)	.80"	(20.32)	2	12	24	5000
Cardstock Material											
593-00001	TAGPHONE	TAGPHONE	W	1.75"	(44.45)	.375"	(9.52)	4	21	84	1000


Dimensions are approximate and subject to technical changes. Use **Part No.** for ordering and **Type** for specification purposes.

Laser Labels *continued*

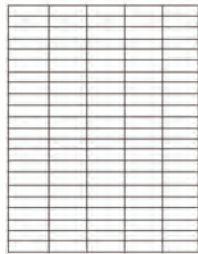
(Not shown to scale)




TAGPP1-788,
TAGPP1-788C
A



TAGPP2-788,
TAGPP2-788C
B



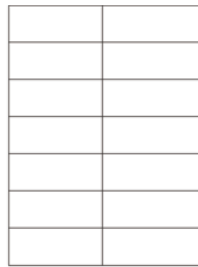
TAG62L-788
C



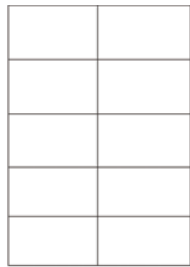
TAG61L-788
D



TAG60L-788
E



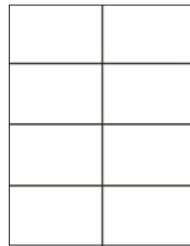
TAG59L-799
F




TAG58L-788
G



TAG56L-788
H




TAG57L-788
I



TAG55L-788
J




TAG54L-788
K



TAG53L-788
L

Laser Labels *continued*


(Not shown to scale)



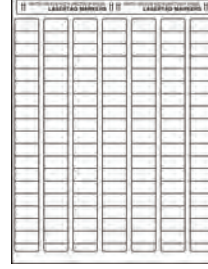
TAG11L-789
M



TAG13L-789
N




TAG14L-789
O




TAG15L-789
P




TAG96L-789
Q



TAG69L-789
R



TAG67L-789
S




TAG66L-789
T



TAG68L-789
U



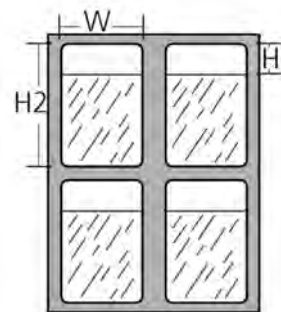
TAG45L-789
V



TAGPHONE
W

Self-Laminating Laser Tags

HellermannTyton self-laminating Laser Tags are durable, yet conformable to compound surfaces like wires and cables. These labels can be wrapped onto wires without fear of flagging or popping off the wires. The clear overlap protects printed information. Self-laminating Laser Tags are made of 1.0 MIL polyester (105 material).




Product Selection													
Article No.	Part No.	Type	Drawing References (page 177)	Width (W)		Height of Printable Area (H)		Height of Label (H2)		Labels per Row	Labels per Column	Labels per Sheet	Pkg. Qty.
				In.	(mm.)	In.	(mm.)	In.	(mm.)				
105 Material													
594-26105	TAG26L-105	TAG26L	A	.5"	(12.70)	.375"	(9.5)	.75"	(19.0)	16	12	156	5000
594-02105	TAG2L-105	TAG2L	B	.5"	(12.70)	.5"	(12.7)	1.43"	(36.5)	16	7	112	5000
594-05105	TAG5L-105	TAG5L	C	.8"	(20.30)	.5"	(12.7)	1.43"	(36.4)	8	7	56	5000
594-65105	TAG65L-105	TAG65L	D	.81"	(20.70)	.81"	(20.7)	2.13"	(53.9)	9	4	36	1000
594-51105	TAG51L-105	TAG51L	E	1.0"	(25.40)	.35"	(8.89)	.75"	(19.0)	8	12	84	5000
594-49105	TAG49L-105	TAG49L	F	1.0"	(25.40)	.35"	(8.8)	1.0"	(25.5)	8	10	80	2500
594-63105	TAG63L-105	TAG63L	G	1.0"	(25.40)	.5"	(12.7)	1.33"	(33.78)	8	7	49	2500
594-09105	TAG9L-105	TAG9L	H	1.0"	(25.40)	.75"	(19.00)	2.25"	(57.1)	7	4	28	1000
594-50105	TAG50L-105	TAG50L	I	1.0"	(25.40)	1.0"	(25.4)	3.16"	(80.4)	8	3	21	1000
594-64105	TAG64L-105	TAG64L	J	1.17"	(29.6)	.83"	(21.08)	3.33"	(84.6)	6	3	18	1000
594-01105	TAG1L-105	TAG1L	K	1.9"	(48.20)	.75"	(19.0)	3.25"	(82.5)	4	3	12	1000
594-52105	TAG52L-105	TAG52L	L	2.0"	(50.80)	.47"	(33.70)	1.33"	(33.7)	3	7	21	1000
594-10105	TAG10L-105	TAG10L	M	2.0"	(50.8)	.75"	(19.1)	2.25"	(57.2)	4	4	16	1000

Dimensions are approximate and subject to technical changes. Use **Part No.** for ordering and **Type** for specification purposes.


Self-Laminating Laser Tags *continued*

(Not shown to scale)




TAG26L-105

A




TAG2L-105

B




TAG5L-105

C




TAG65L-105

D




TAG51L-105

E




TAG49L-105

F




TAG63L-105

G




TAG9L-105

H




TAG50L-105

I



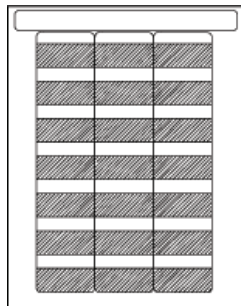
TAG64L-105

J




TAG1L-105

K



TAG52L-105

L




TAG10L-105




M

Ink Jet Label Materials

HellermannTyton offers a series of technologically advanced labels for use on standard ink jet printers. The labels come on 8.5" x 11" sheets and are printable using HellermannTyton's TagPrint™ Pro software.

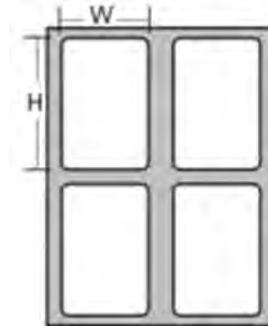
A wide range of materials and sizes is available for wire and component marking. When used with pigment based inks, HellermannTyton ink jet labels offer superior non-smear marks that are chemical and solvent resistant. Colors can be printed when used on a color ink jet printer. Ink jet labels are available in polyester or paper.



Label Material	108 Material 	450 Material 	994 Material 
Material Name	Paper	White Polyester	Clear Self-Laminating Polyester
Printer	Ink Jet	Ink Jet	Ink Jet
Topcoat	Uncoated Paper	Specially formulated for superb toner anchorage and fast-drying printing	Specially formulated for superb anchorage for ink jet printing
Liner	50#	50#	82#
Temperature Range	-20°F to +200°F (-20°C to +93°C)	-40°F to +300°F (-40°C to +149°C)	-40°F to +300°F (-40°C to +149°C)
Adhesive Type	Pressure sensitive acrylic	Pressure sensitive acrylic	Permanent pressure sensitive acrylic
Application	General purpose flat label applications where the environment is not critical	Flat surface marking using ink jet labels	Excellent for on-the-job wire marking. Ideal for flat ribbon cable, machine tool and underground wiring. For use in ink jet or laser printers.
Chemical Resistance	General purpose paper permanent marking	Excellent chemical resistance to solvents, and abrasion when using pigment based ink. Moderate resistance when using dye-based inks.	Good for most petroleum-based solvents and lower aliphatic alcohols. Not good for most esters and ketones. Water resistant.

Ink Jet Labels

HellermannTyton's inkjet labels are used for component marking.




Product Selection											
Article No.	Part No.	Type	Drawing Reference (page 180)	Width (W)		Height (H)		Labels per Row	Labels per Column	Labels per Sheet	Pkg. Qty.
				In.	(mm.)	In.	(mm.)				
108 Material											
593-01108	TAGPP1J-108	TAGPP1J	A	.625"	(15.87)	.31"	(7.87)	12	30	360	1000
593-65108	TAG65J-108	TAG65J	B	1.0"	(25.4)	1.50"	(31.75)	12	10	50	12500
593-59108	TAG59J-108	TAG59J	C	4.0"	(101.6)	1.5"	(38.1)	2	7	14	3500
593-57108	TAG57J-108	TAG57J	D	4.25"	(107.9)	2.75"	(69.80)	2	4	8	2000
593-56108	TAG56J-108	TAG56J	E	3.33"	(84.5)	4.0"	(101.6)	2	3	6	1500
450 Material											
593-11450	TAG11J-450	TAG11J	F	.20"	(5.08)	.65"	(16.05)	21	12	252	5000
593-13450	TAG13J-450	TAG13J	G	.25"	(6.35)	.75"	(19.00)	26	12	312	5000
593-14450	TAG14J-450	TAG14J	H	.375"	(9.52)	1.0"	(25.4)	16	9	144	5000
593-19450	TAG19J-450	TAG19J	I	.375"	(9.52)	2.0"	(50.8)	15	4	60	1000
593-15450	TAG15J-450	TAG15J	J	.5"	(12.7)	1.0"	(25.4)	13	9	117	5000
593-21450	TAG21J-450	TAG21J	K	.5"	(12.7)	.75"	(19.00)	13	12	156	5000
593-28450	TAG28J-450	TAG28J	L	.80"	(20.3)	1.437"	(36.49)	8	6	48	1000
Cardstock Material											
593-00001	TAGPHONE	TAGPHON	M	1.75"	(44.45)	.375"	(9.52)	4	21	84	1000

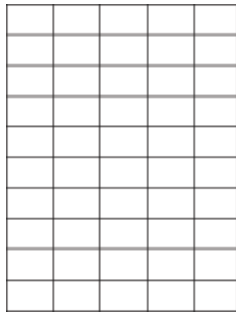
Dimensions are approximate and subject to technical changes. Use **Part No.** for ordering and **Type** for specification purposes.

Ink Jet Labels *continued*

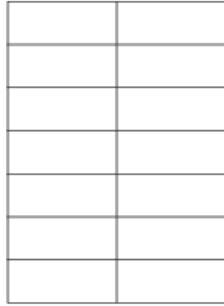
(Not shown to scale)



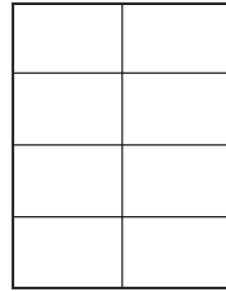
TAGPP1J-108
A



TAG65J-108
B




TAG59J-108
C




TAG57L-108
D




TAG56J-108
E



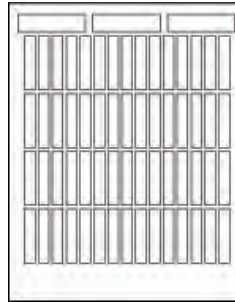
TAG11J-450
F




TAG13J-450
G




TAG14J-450
H




TAG19J-450
I




TAG15J-450
J



TAG21J-450
K



TAG28J-450
L

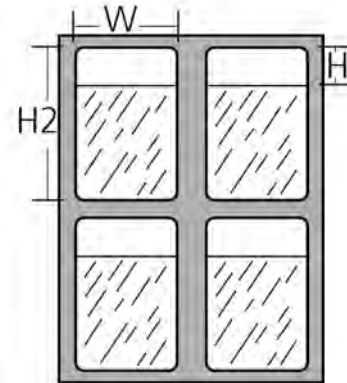


TAGPHONE
M

Ink Jet Self-Laminating Labels

HellermannTyton's ink jet self-laminating labels are smear resistant, allowing them to be handled immediately. The labels are made of a heat-resistant 1mm polyester film with a strong acrylic-based adhesive. The printable area is a special ink-receptive film that absorbs the ink as it is printed on an ink jet printer. This same material, 994 clear polyester, can also be used in any standard laser printer.

Each sheet is smaller than the standard letter size (8.5"x11"). Less waste results from the smaller sheet size because the user can print smaller quantities at one time. HellermannTyton's ink jet self-laminating labels are also more convenient to store.




Product Selection

Article No.	Part No.	Type	Drawing References	Width (W)		Height of Printable Area (H)		Height of Label (H2)		Labels per Row	Labels per Column	Labels per Sheet	Pkg. Qty.
			(page 182)	In.	(mm.)	In.	(mm.)	In.	(mm.)				
994 Material													
593-26994	TAG26J-994	TAG26	A	.5"	(12.7)	.35"	(8.89)	.75"	(19.05)	16	8	128	2500
593-05994	TAG5J-994	TAG5J	B	.8"	(20.3)	.5"	(12.7)	1.43"	(36.32)	10	4	40	1000
593-51994	TAG51J-994	TAG51	C	1.0"	(25.4)	.35"	(8.89)	.75"	(19.05)	8	8	64	1000
593-22994	TAG22J-994	TAG22	D	1.0"	(25.4)	.5"	(12.7)	1.43"	(36.32)	8	4	32	1000
593-09994	TAG9J-994	TAG9J	E	1.0"	(25.4)	.75"	(19.05)	2.25"	(57.15)	8	3	24	1000
593-64994	TAG64J-994	TAG64	F	1.16"	(29.6)	.86"	(21.8)	3.25"	(82.6)	7	2	14	1000

Dimensions are approximate and subject to technical changes. Use **Part No.** for ordering and **Type** for specification purposes.


Ink Jet Self-Laminating Labels *continued*

(Not shown to scale)




TAG26J-994

A




TAG5J-994

B



TAG51J-994

C



TAG22J-994

D



TAG9J-994

E



TAG64J-994

F

ShrinkTrak™ Heat Shrinkable Markers

HellermannTyton's ShrinkTrak™ heat-shrinkable markers make it easy to mark wire, cable, and other components. These ladder-style markers are designed with side slits for easier application. All ShrinkTrak™ markers are military specified. They also reduce printer jams with their efficient and high-performance design. For seamless labeling, ShrinkTrak™ can be printed using HellermannTyton's TagPrint™ Pro professional label creation software, thermal transfer printers, and ribbons to create a permanent and solvent-resistant print when shrunk and applied.

Versatile

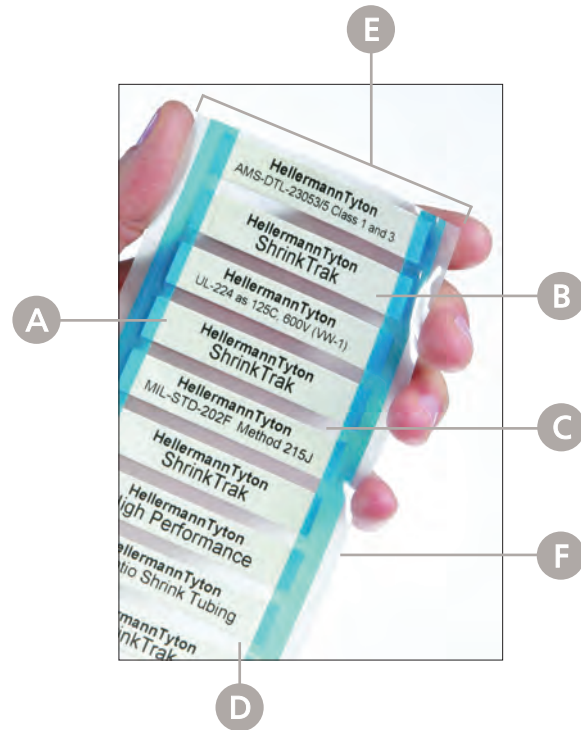
- Flexible, flame retardant, heat shrinkable polyolefin tubing meets all military specifications
- 3:1 shrink ratio
- Standard colors - yellow, white and black
- Larger packaging options result in less box changes

High Performance Design

- Center slit versions reduce or eliminate hand cutting
- Non-slip, printable liner allows additional marker data to be printed on the reverse side for records and placement instructions
- Utilize HellermannTyton's Durattach ribbon system for the highest print performance on the market

Reduce Printer Jams

- Markers dispense directly into HellermannTyton thermal transfer printers with custom box opening
- Dispense markers faster and easier with waxed core dispenser



- A. Side slit for easy insertion and removal from liner
- B. Smooth, flat surface allows for consistent printing
- C. Reduced spacing between markers for more efficient use of ribbon material
- D. Markers firmly secured on anti-static liner to reduce static build-up in printers
- E. Standard width to fit almost all thermal transfer printers
- F. Pin-feed system not required

Ease of Use - Step by Step Guide



Step 1

Print with thermal transfer printer



Step 2

Bend liner at side slit



Step 3

Insert wire into marker



Step 4

Pull-up on wire - the marker will pull away from liner



ShrinkTrak Applied!

ShrinkTrak™ Heat Shrinkable Markers *continued*

Technical Data	
Material	Polyolefin, cross-linked (POX)
Product Thickness	3 mil total thickness
Shrink Temperature (nominal)	+194 °F (+90 °C)
Operating Temperature	-67 °F to +275 °F (-55 °C to +135 °C)
Flame Retardant	Yes
Flammability	UL224 VW1
Flexibility	flexible
Abrasion Resistance	Good
Solvent Resistance	Good
Standard Colors	White, Yellow & Black
*For other colors, contact HellermannTyton	
UL Rating	Meets UL-224 as +257 °F (+125 °C), 600V (VW-1)
Certification	AMS-DTL-23053/5 Class 1 and 3, SAE-AS81531, MIL-STD-202G Method 215K



Recommended Thermal Transfer Ribbons

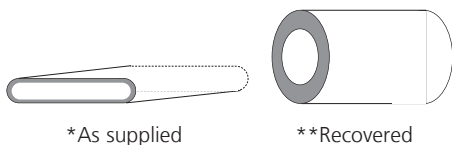
- | | |
|-----------------|-------------------|
| TT230SM Printer | TTM430, TT1220, |
| TTDTHOUTSM | TTM460, TT1210 or |
| T822OUTSM | other thermal |
| TTHSTOUTSM | transfer printer |
| TT900OUTSM | TTDTHOUT |
| | TT822OUT |
| | TTHSTOUT |
| | TT900OUT |



ShrinkTrak Specifications

Nominal Size	0.125"	0.187"	0.25"	0.375"	0.50"	0.75"	1.0"
Inside Diameter As Supplied In. (mm)	0.118 +/- 0.024 (3.0 +/- 0.6)	0.177 +/- 0.032 (4.5 +/- 0.8)	0.236 +/- 0.040 (6.0 +/- 1.0)	0.354 +/- 0.040 (9.0 +/- 1.0)	0.472 +/- 0.040 (12.0 +/- 1.0)	0.748 +/- 0.060 (19.0 +/- 1.5)	1.024 +/- 0.080 (26.0 +/- 2.0)
Inside Diameter After Recovery In. (mm)	0.043 (1.0)	0.063 (1.6)	0.083 (2.1)	0.122 (3.1)	0.166 (4.2)	0.25 (6.35)	0.33 (8.3)
Wall Thickness After Recovery In. (mm)	0.024 +/- 0.004 (.60 +/- 0.10)	0.026 +/- 0.004 (.65 +/- 0.10)	0.028 +/- 0.004 (.71 +/- 0.10)	0.031 +/- 0.006 (0.78 +/- 0.15)	0.033 +/- 0.006 (0.83 +/- 0.15)	0.039 +/- 0.006 (1.0 +/- 0.15)	0.047 +/- 0.008 (1.20 +/- 0.20)
Overall Width In. (mm)	0.209 +/- 0.040 (5.3 +/- 1.0)	0.303 +/- 0.052 (7.7 +/- 1.3)	0.398 +/- 0.063 (10.1 +/- 1.6)	0.587 +/- 0.063 (14.9 +/- 1.6)	0.776 +/- 0.063 (19.7 +/- 1.6)	1.15 +/- 0.079 (30.3 +/- 2.0)	1.60 +/- 0.098 (40.5 +/- 2.5)
Overall Height In. (mm)	0.020 (0.51)	0.020 (0.51)	0.020 (0.51)	0.025 (0.558)	0.026 (0.63)	0.027 (0.68)	0.030 (0.76)
Dimensional Reference (if the wire or cable diameter is less than or equal to)							

Dimension listed apply to Sumitube B2 (3X) FLT tube only and not the dimensional characteristics associated with the conversion process.

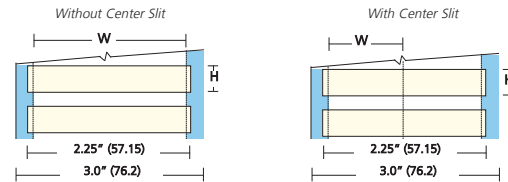


*As supplied

**Recovered

* Contact HellermannTyton for custom color options.

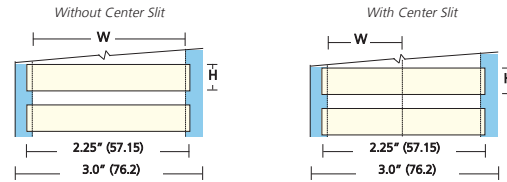
** Meets printer performance requirements of SAE-AS81531 using the ribbons listed above in any thermal transfer printer, including HellermannTyton's, TT230SM, TT320SM, TTM430, and TTM460

ShrinkTrak™ Heat Shrinkable Markers *continued*

Product Selection		Type	Cross Ref to Former Part No.	Color	Center Slit	Width (W)		Height (H)		Pkg. Qty.
Article No.	Part No.					In.	(mm.)	In.	(mm.)	
0.125" (3.17mm) - Outside Diameter										
553-50001	553-50001	HST3-1BK	THS-610BM	Black	-	1.9"	(48.26)	.235"	(5.97)	250
553-50002	553-50002	HST3-1WH	THS-610W	White	-	1.9"	(48.26)	1.90"	(48)	250
553-50003	553-50003	HST3-1WH	THS-610W10C	White	-	1.9"	(48.26)	1.90"	(48)	1000
553-50078	553-50078	HST3-1WH	THS-610W25C	White	-	1.9"	(48.26)	.235"	(5.97)	2500
553-50004	553-50004	HST3-1WH-S	THS-610WP	White	Single	.95"	(24.1)	.235"	(5.97)	500
553-50074	553-50074	HST3-1WH-S	THS-610WP10C	White	Single	.95"	(24.1)	.235"	(5.97)	2000
553-50067	553-50067	HST3-1WH-S	THS-610WP25C	White	Single	.95"	(24.1)	.235"	(5.97)	5000
553-50070	553-50070	HST3-1WH-2S	THS-610W2P	White	Double	.63"	(16.08)	.235"	(5.97)	750
553-50075	553-50075	HST3-1WH-2S	THS-610W2P10C	White	Double	.63"	(16.08)	.235"	(5.97)	3000
553-50063	553-50063	HST3-1WH-3S	THS-610W3P	White	Triple	.475"	(12.07)	.235"	(5.97)	1000
553-50088	553-50088	HST3-1WH-3S	THS-610W3P10C	White	Triple	.475"	(12.07)	.475"	(12)	4000
553-50006	553-50006	HST3-1YE	THS-610Y10C	Yellow	-	1.9"	(48.26)	.235"	(5.97)	1000
553-50005	553-50005	HST3-1YE	THS-610Y	Yellow	-	1.9"	(48.26)	.235"	(5.97)	250
553-50007	553-50007	HST3-1YE-S	THS-610YP	Yellow	Single	.95"	(24.1)	.235"	(5.97)	500
553-50076	553-50076	HST3-1YE-S	THS-610YP10C	Yellow	Single	.95"	(24.1)	.235"	(5.97)	2000
553-50071	553-50071	HST3-1YE-2S	THS-610Y2P	Yellow	Double	.63"	(16.08)	.235"	(5.97)	750
553-50077	553-50077	HST3-1YE-2S	THS-610Y2P10C	Yellow	Double	.63"	(16.08)	.235"	(5.97)	3000
0.187" (4.74 mm) - Outside Diameter										
553-50008	553-50008	HST4.8-1.6BK	THS-615BM	Black	-	1.9"	(48.26)	.312"	(7.92)	250
553-50009	553-50009	HST4.8-1.6WH	THS-615W	White	-	1.9"	(48.26)	.312"	(7.92)	250
553-50010	553-50010	HST4.8-1.6WH	THS-615W10C	White	-	1.9"	(48.26)	.312"	(7.92)	1000
553-50177	553-50177	HST4.8-1.6WH	THS-615W30C	White	-	1.9"	(48.26)	.312"	(7.92)	3000
553-50079	553-50079	HST4.8-1.6WH	THS-615W50C	White	-	1.9"	(48.26)	.312"	(7.92)	5000
553-50011	553-50011	HST4.8-1.6WH-S	THS-615WP	White	Single	.95"	(24.1)	.312"	(7.92)	500
553-50080	553-50080	HST4.8-1.6WH-S	THS-615WP10C	White	Single	.95"	(24.1)	.312"	(7.92)	2000
553-50068	553-50068	HST4.8-1.6WH-2S	THS-615W2P	White	Double	.633"	(16.08)	.312"	(7.92)	750
553-50072	553-50072	HST4.8-1.6WH-2S	THS-615W2P10C	White	Double	.633"	(16.08)	.312"	(7.92)	3000
553-50064	553-50064	HST4.8-1.6WH-3S	THS-615W3P	White	Triple	.475"	(12.07)	.312"	(7.92)	1000
553-50081	553-50081	HST4.8-1.6WH-3S	THS-615W3P10C	White	Triple	.475"	(12.07)	.312"	(7.92)	4000
553-50013	553-50013	HST4.8-1.6YE	THS-615Y10C	Yellow	-	1.9"	(48.26)	.312"	(7.92)	1000
553-50012	553-50012	HST4.8-1.6YE	THS-615Y	Yellow	-	1.9"	(48.26)	.312"	(7.92)	250
553-50014	553-50014	HST4.8-1.6YE-S	THS-615XP	Yellow	Single	.95"	(24.1)	.312"	(7.92)	500
553-50069	553-50069	HST4.8-1.6YE-2S	THS-615Y2P	Yellow	Double	.633"	(16.08)	.312"	(7.92)	750
553-50073	553-50073	HST4.8-1.6YE-2S	THS-615Y2P10C	Yellow	Double	.633"	(16.08)	.312"	(7.92)	3000
553-50176	553-50176	HST4.8-1.6WH-S	THS-615Y2P10C	White	Double	.95"	(24.1)	.312"	(7.92)	10000
0.25" (6.35mm) - Outside Diameter										
553-50015	553-50015	HST6-2BK	THS-620BM	Black	-	1.9"	(48.26)	.420"	(10.67)	250
553-50016	553-50016	HST6-2WH	THS-620W	White	-	1.9"	(48.26)	.420"	(10.67)	250
553-50017	553-50017	HST6-2WH	THS-620W10C	White	-	1.9"	(48.26)	.420"	(10.67)	1000
553-50018	553-50018	HST6-2WH	THS-620W50C	White	-	1.9"	(48.26)	.420"	(10.67)	5000
553-50019	553-50019	HST6-2WH-S	THS-620WP	White	Single	.95"	(24.1)	.420"	(10.67)	500
553-50020	553-50020	HST6-2YE	THS-620WP10C	Yellow	-	1.9"	(48.26)	.420"	(10.67)	250
553-50021	553-50021	HST6-2YE	THS-620W2P	Yellow	-	1.9"	(48.26)	.420"	(10.67)	1000
553-50022	553-50022	HST6-2YE-S	THS-620W3P	Yellow	Single	.95"	(24.1)	.420"	(10.67)	500

Dimensions are approximate and subject to technical changes. Use **Part No.** for ordering and **Type** for specification purposes.

ShrinkTrak™ Heat Shrinkable Markers *continued*



Product Selection										
Article No.	Part No.	Type	Cross Ref to Former Part No.	Color	Center Slit	Width (W)		Height (H)		Pkg. Qty.
						In.	(mm.)	In.	(mm.)	
0.25" (6.35mm) - Outside Diameter (continued)										
553-50082	553-50082	HST6-2WH-2S	THS-620W2P	White	Double	.633"	(16.08)	.420"	(10.67)	750
553-50083	553-50083	HST6-2YE-2S	THS-620Y2P	Yellow	Double	.633"	(16.08)	.420"	(10.67)	750
553-50084	553-50084	HST6-2WH-S	THS-620WP10C	White	Single	.95"	(24.1)	.420"	(10.67)	2000
553-50085	553-50085	HST6-2YE-S	THS-620YP10C	Yellow	Single	.95"	(24.1)	.420"	(10.67)	2000
553-50089	553-50089	HST6-2WH-3S	THS-620W3P10C	White	Triple	.475"	(12.07)	.420"	(10.67)	4000
0.375" (9.52 mm) - Outside Diameter										
553-50023	553-50023	HST9-3BK	THS-625BM	Black	-	1.9"	(48.26)	.597"	(15.16)	250
553-50024	553-50024	HST9-3WH	THS-625W	White	-	1.9"	(48.26)	.597"	(15.16)	250
553-50025	553-50025	HST9-3WH-S	THS-625WP	White	Single	.95"	(24.1)	.597"	(15.16)	500
553-50066	553-50066	HST9-3WH-3S	THS-625W3P	White	Triple	.475"	(12.07)	.597"	(15.16)	1000
553-50026	553-50026	HST9-3YE	THS-625Y	Yellow	-	1.9"	(48.26)	.597"	(15.16)	250
553-50027	553-50027	HST9-3YE-S	THS-625YP	Yellow	Single	.95"	(24.1)	.597"	(15.16)	500
553-50192	553-50192	HST9-3WH	THS-625W10C	White	-	1.9"	(48.26)	.597"	(15.16)	1000
0.50" (12.7 mm) - Outside Diameter										
553-50028	553-50028	HST12-4BK	THS-630BM	Black	-	1.9"	(48.26)	.77"	(19.55)	250
553-50029	553-50029	HST12-4WH	THS-630W	White	-	1.9"	(48.26)	.77"	(19.55)	250
553-50030	553-50030	HST12-4WH-S	THS-630WP	White	Single	.95"	(24.1)	.77"	(19.55)	500
553-50086	553-50086	HST12-4WH-3S	THS-630W3P	White	Triple	.475"	(12.07)	.77"	(19.55)	1000
553-50031	553-50031	HST12-4YE	THS-630Y	Yellow	-	1.9"	(48.26)	.77"	(19.55)	250
553-50032	553-50032	HST12-4YE-S	THS-630YP	Yellow	Single	.95"	(24.1)	.77"	(19.55)	500
553-50087	553-50087	HST12-4YE-3S	THS-630Y3P	Yellow	Triple	.475"	(12.07)	.77"	(19.55)	1000
553-50231	553-50231	HST12-4WH	THS-630W10C	White	-	1.9"	(48.26)	.77"	(19.55)	1000
553-50232	553-50232	HST12-4WH-S	THS-630WP10C	White	Single	.95"	(24.1)	.77"	(19.55)	2000
0.75" (19.05 mm) - Outside Diameter										
553-50033	553-50033	HST18-6BK	THS-635BM	Black	-	1.9"	(48.26)	1.2"	(30.48)	250
553-50034	553-50034	HST18-6WH	THS-635W	White	-	1.9"	(48.26)	1.2"	(30.48)	250
553-50035	553-50035	HST18-6WH-S	THS-635WP	White	Single	.95"	(24.1)	1.2"	(30.48)	500
553-50036	553-50036	HST18-6YE	THS-635Y	Yellow	-	1.9"	(48.26)	1.2"	(30.48)	250
553-50037	553-50037	HST18-6YE-S	THS-635YP	Yellow	Single	.95"	(24.1)	1.2"	(30.48)	500
553-50233	553-50233	HST18-6WH	THS-635W10C	White	-	1.9"	(48.26)	1.2"	(30.48)	1000
553-50234	553-50234	HST18-6WH-S	THS-635WP10C	White	Single	.95"	(24.1)	1.2"	(30.48)	2000
1.0" (25.4mm) - Outside Diameter										
553-50038	553-50038	HST24-8BK	THS-640BM	Black	-	1.9"	(48.26)	1.69"	(42.93)	250
553-50039	553-50039	HST24-8WH	THS-640W	White	-	1.9"	(48.26)	1.69"	(42.93)	250
553-50040	553-50040	HST24-8WH-S	THS-640WP	White	Single	.95"	(24.1)	1.69"	(42.93)	500
553-50041	553-50041	HST24-8YE	THS-640Y	Yellow	-	1.9"	(48.26)	1.69"	(42.93)	250
553-50042	553-50042	HST24-8YE-S	THS-640YP	Yellow	Single	.95"	(24.1)	1.69"	(42.93)	500
1.5" (38.1mm) - Outside Diameter										
553-50226	553-50226	HFST39-13WH-S	THS-645WP	White	Single	.95"	(24.13)	2.26"	(57.40)	300
553-50209	553-50209	HST39-13WH	THS-645W	White	-	1.9"	(48.26)	2.26"	(57.40)	150
553-50225	553-50225	HFST39-13YE	THS-645Y	Yellow	-	1.9"	(48.26)	2.26"	(57.40)	150
553-50227	553-50227	HFST39-13YE-S	THS-645YP	Yellow	Single	.95"	(24.13)	2.26"	(57.40)	300

Dimensions are approximate and subject to technical changes. Use **Part No.** for ordering and **Type** for specification purposes.

Application Labels: Faceplates, Patch Panels, Telephone Racks

HellermannTyton offers a variety of labels for almost all of the common labeling requirements found in the design, development, and maintenance of the data center and the general infrastructure found in a typical voice and data installation. Each page will show recommended label part numbers for various applications. This page contains labels most commonly used on faceplates, patch panels and telephone racks. Simply determine the size you require and then use the chart to select your label.

Product Selection						
Article No.	Part No.	Type	Printer Type	Width	Height	Pkg. Qty.
557-00048	TAGH71-336	TAGH71	Thermal Transfer	.5"	.435"	500
596-71822	TAG71T5-822	TAG71T5	Thermal Transfer	.5"	.43"	10000
596-00029	TAGPP1T6-822C	TAGPP1T6	Thermal Transfer	.625"	.333"	1000
596-00032	TAGPP1T4-822	TAGPP1T4	Thermal Transfer	.625"	.333"	10000
596-00028	TAGPP1T6-822	TAGPP1T6	Thermal Transfer	.625"	.333"	1000
596-00003	TAG11T4-822C	TAG11T4	Thermal Transfer	.65"	.2"	5000
596-00047	TAGPP2T6-822C	TAGPP2T6	Thermal Transfer	.66"	.33"	1000
596-00046	TAGPP2T6-822	TAGPP2T6	Thermal Transfer	.66"	.33"	1000
596-00083	TAGPP3T4-822	TAGPP3T4	Thermal Transfer	.68"	.25"	1000
596-00084	TAGPP3T4-822C	TAGPP3T4	Thermal Transfer	.68"	.25"	1000
596-00001	TAG15T3-822C10M	TAG15T3	Thermal Transfer	1.0"	.5"	10000
593-00001	TAGPHONE	TAGPHONE	Thermal Transfer	1.75"	.375"	1000
596-00017	TAG74T2-PAP	TAG74T2	Thermal Transfer	1.75"	.375"	1000
596-00026	TAG96T1-336	TAG96T1	Thermal Transfer	1.875"	.25"	5000
596-00041	TAG69T1-336	TAG69T1	Thermal Transfer	2.0"	.275"	10000
596-00025	TAG82T2-PAP	TAG82T2	Thermal Transfer	2.0"	.396"	1000
596-42822	TAG72T1-822	TAG72T1	Thermal Transfer	2.75"	1.25"	3000
596-00024	TAG85T1-PAP	TAG85T1	Thermal Transfer	3.0"	.50"	5000
596-80795	TAG80T1-795	TAG80T1	Thermal Transfer	3.0"	5.0"	500
596-00040	TAG68T1-336	TAG68T1	Thermal Transfer	3.8"	.275"	10000
596-00023	TAG83T1-822	TAG83T1	Thermal Transfer	4.0"	.312"	5000
596-79795	TAG79T1-795	TAG79T1	Thermal Transfer	4.0"	2.0"	500
594-00001	TAGPP2-788	TAGPP2	Spirit	.66"	.330"	1000
557-00063	TAGHPP-336	TAGHPP	Spirit	.875"	.333"	500
557-00040	TAGH15-336	TAGH15	Spirit	1.0"	.5"	500
557-00058	TAGH89-336	TAGH89	Spirit	1.75"	.375"	500
591-00117	TAGH98-336-WH	TAGH98	Spirit	1.9"	.375"	250
557-00049	TAGH73-336	TAGH73	Spirit	2.0"	1.0"	250
593-01108	TAGPP1J-108	TAGPP1J	Laser	.625"	.310"	1000
594-02788	TAGPP1-788C	TAGPP1	Laser	.625"	.333"	1000
594-00003	TAGPP11010	TAGPP11010	Laser	.66"	.33"	1000
594-00002	TAGPP2-788C	TAGPP2	Laser	.66"	.33"	1000
594-11789	TAG11L-789	TAG11L	Laser	.65"	.2"	5000
594-01788	TAGPP1-788	TAGPP1	Laser	1.5"	.37"	1000
594-62788	TAG62L-788	TAG62L	Laser	1.5"	.37"	1000
591-00065	TAGH97-336-WH	TAGH97	Laser	1.875"	.25"	750
594-96789	TAG96L-789	TAG96L	Laser	1.875"	.25"	1000
594-69789	TAG69L-789	TAG69L	Laser	2.0"	.275"	1000
594-67789	TAG67L-789	TAG67L	Laser	2.87"	.375"	1000
594-66789	TAG66L-789	TAG66L	Laser	3.59"	.375"	1000
594-68789	TAG68L-789	TAG68L	Laser	3.8"	.275"	2500
593-00002	PHONETAG	PHONETAG	N/A	2.0"	.396"	1000

Dimensions are approximate and subject to technical changes. Use **Part No.** for ordering and **Type** for specification purposes.

Application Labels: Fire-Stopping Locations Racks, Raceway, and Pathway

A fire-stopping location identifier shall be labeled at each location where fire stopping is installed, on each side of the penetration barrier, within 12 inches of the fire-stopping material. Raceways and pathways can be optionally marked if the mapping of infrastructure elements are important to the installation. HellermannTyton labels are designed to meet all the critical parameters of the ANSI/EIA/TIA-606-A standard and addendum 1.

Product Selection						
Article No.	Part No.	Type	Printer Type	Width	Height	Pkg. Qty.
596-27822	TAG27T1-822	TAG27T1	Thermal Transfer	1.5"	.75"	3000
596-00019	TAG75T1-822	TAG75T1	Thermal Transfer	2.0"	.625"	2500
596-73822	TAG73T1-822	TAG73T1	Thermal Transfer	2.0"	1.0"	3000
596-42822	TAG72T1-822	TAG72T1	Thermal Transfer	2.75"	1.25"	3000
557-00044	TAGH27-336	TAGH27	Spirit	1.5"	.75"	500
557-00051	TAGH75-336	TAGH75	Spirit	2.0"	.625"	500
557-00052	TAGH75-3364	TAGH75	Spirit	2.0"	.625"	500
557-00049	TAGH73-336	TAGH73	Spirit	2.0"	1.0"	250
557-00050	TAGH73-3364	TAGH73	Spirit	2.0"	1.0"	250
594-61788	TAG61L-788	TAG61L	Laser	2.62"	1.0"	7500
594-60788	TAG60L-788	TAG60L	Laser	2.83"	1.5"	5250
594-59788	TAG59L-788	TAG59L	Laser	4.0"	1.5"	3500
593-65108	TAG65J-108	TAG65J	Ink Jet	1.0"	1.5"	12500
593-59108	TAG59J-108	TAG59J	Ink Jet	4.0"	1.5"	3500
597-00044	TFOT1	TFOT1	N/A	1.0"	.648"	1
597-00037	GW003X2	GW	N/A	3.0"	1.5"	25
597-00038	GWC003X2	GW	N/A	3.0"	1.5"	25

Dimensions are approximate and subject to technical changes. Use **Part No.** for ordering and **Type** for specification purposes.

Application Labels: Marking Flat Surfaces, Racks, Floor Tiles, Conduits, and Cabinets

The Addendum 1 for the ANSI/EIA/TIA-606-A standard indicates that racks and cabinets shall be marked with either the grid location or rack/row location within the space or data center. Floor tiles or the walls can be labeled so that the corresponding grid or row layout can be identified from within the space. The larger label formats make it easy to read from longer distances and can be printed using thermal transfer, laser or ink-jet printers. TagPrint™ Pro makes label design and printing easy and fast.

Product Selection							
Article No.	Part No.	Type	Printer Type	Material	Width	Height	Pkg. Qty.
596-27822	TAG27T1-822	TAG27T1	Thermal Transfer	Type 822, Polyester, white	1.5"	.75"	3000
596-73822	TAG73T1-822	TAG73T1	Thermal Transfer	Type 822, Polyester, white	2.0"	1.0"	3000
596-42822	TAG72T1-822	TAG72T1	Thermal Transfer	Type 822, Polyester, white	2.75"	1.25"	3000
596-80795	TAG80T1-795	TAG80T1	Thermal Transfer	Type 795, Polyester, silver matt	3.0"	5.0"	500
596-79795	TAG79T1-795	TAG79T1	Thermal Transfer	Type 795, Polyester, silver matt	4.0"	2.0"	500
594-61788	TAG61L-788	TAG61L	Laser	Type 788, Polyethylene Terephthalate	2.62"	1.0"	7500
594-45789	TAG45L-789	TAG45L	Laser	Type 789, Polyethylene Terephthalate	4.0"	.80"	5000
594-55788	TAG55L-788	TAG55L	Laser	Type 788, Polyethylene Terephthalate	4.25"	5.5"	500
594-53788	TAG53L-788	TAG53L	Laser	Type 788, Polyethylene Terephthalate	8.5"	10.81"	250
594-54788	TAG54L-788	TAG54L	Laser	Type 788, Polyethylene Terephthalate	8.5"	5.5"	500
593-28450	TAG28J-450	TAG28J	Ink Jet	Type 450, Polyethylene Terephthalate	.80"	1.437"	1000
593-56108	TAG56J-108	TAG56J	Ink Jet	Type 108, Ink Jet White paper	3.33"	4.0"	1500
593-57108	TAG57J-108	TAG57J	Ink Jet	Type 108, Ink Jet White paper	4.25"	2.75"	2000

Dimensions are approximate and subject to technical changes. Use **Part No.** for ordering and **Type** for specification purposes.

Labels and Cable Identifiers for Copper and Fiber Cables

A variety of self-laminating labels are available to meet the requirements of ANSI/EIA/TIA-606-A. HellermannTyton self-laminating labels can be printed using various printer types, including thermal transfer, laser and ink-jet printers. The self-laminating labels are designed to adhere tightly to standard Cat 3 to Cat 6 cables and are resistant to UV exposure, moisture, heat, and cold and should last the life of the installation.

Product Selection

Article No.	Part No.	Type	Printer Type	Max. Ø Bundle	For Wire Type	Width	Height (H)	Height (H2)	Pkg. Qty.
596-00010	TAG2T5-100B	TAG2T5	Thermal Transfer	.299"	4 Pair UTP / RG6 & RG59 Coax	.5"	.5"	1.43"	10000
596-00007	TAG22T3-100B	TAG22T	Thermal Transfer	.299"	4 Pair UTP / RG6 & RG59 Coax	1.0"	.5"	1.43"	5000
596-00006	TAG22T2-100B	TAG22T	Thermal Transfer	.299"	4 Pair UTP / RG6 & RG59 Coax	1.0"	.5"	1.43"	5000
596-00045	TAG53T2-100B	TAG53T	Thermal Transfer	.299"	4 Pair UTP / RG6 & RG59 Coax	1.5"	.7"	1.437"	2500
596-00002	TAG10T2-100B	TAG10T	Thermal Transfer	.476"	4 Pair UTP/ STP / 25 Pair Copper / 4-12 Pair Fiber	2.0"	.75"	2.25"	2500
596-00027	TAG9T3-100B	TAG9T3	Thermal Transfer	.47"	4 Pair UTP/ STP / 25 Pair Copper / 4-12 Pair Fiber	1.0"	.75"	2.25"	5000
596-00016	TAG6T1-100B	TAG6T1	Thermal Transfer	.87"	50 Pair Copper	2.0"	1.5"	3.75"	1000
596-00013	TAG3T3-100B	TAG3T3	Thermal Transfer	.87"	50 Pair Copper	1.0"	1.0"	3.75"	3000
596-00021	TAG7T1-100B	TAG7T1	Thermal Transfer	1.87"	100 Pair Copper	2.0"	1.5"	7.347"	1000
596-00009	TAG26T6-100B	TAG26T	Thermal Transfer	.118"	2 Pair Fiber	.5"	.375"	.75"	10000
596-00014	TAG51T3-100B	TAG51T	Thermal Transfer	.118"	2 Pair Fiber	1.0"	.35"	.75"	10000
557-00011	TAGH2-100	TAGH2	Spirit	.29"	4 Pair UTP / RG6 & RG59 Coax	.5"	.5"	1.435"	250
557-00012	TAGH2-1004	TAGH2	Spirit	.29"	4 Pair UTP / RG6 & RG59 Coax	.5"	.5"	1.435"	250
557-00021	TAGH22-100	TAGH22	Spirit	.29"	4 Pair UTP / RG6 & RG59 Coax	1.0"	.5"	1.435"	250
557-00022	TAGH22-1004	TAGH22	Spirit	.29"	4 Pair UTP / RG6 & RG59 Coax	1.0"	.5"	1.435"	250
557-00018	TAGH9-100	TAGH9	Spirit	.476"	4 Pair UTP / STP / 25 Pair Copper / 4-12 Pair Fiber	1.0"	.75"	2.25"	100
557-00019	TAGH9-1004	TAGH9	Spirit	.476"	4 Pair UTP / STP / 25 Pair Copper / 4-12 Pair Fiber	1.0"	.75"	2.25"	100
557-00020	TAGH10-100	TAGH10	Spirit	.476"	4 Pair UTP / STP / 25 Pair Copper / 4-12 Pair Fiber	2.0"	.75"	2.25"	100
557-00028	TAGH95-100	TAGH95	Spirit	.866"	Backbone Cable	1.5"	1.0"	3.75"	100
557-00015	TAGH6-100	TAGH6	Spirit	.86"	50 Pair Copper	2.0"	1.0"	3.75"	100
557-00013	TAGH3-100	TAGH3	Spirit	.87"	50 Pair Copper	1.0"	1.0"	3.75"	100
557-00026	TAGH26-100	TAGH26	Spirit	.118"	2 Pair Fiber	.5"	.35"	.75"	500
557-00027	TAGH51-100	TAGH51	Spirit	.118"	2 Pair Fiber	1.0"	.35"	.75"	500
594-63105	TAG63L-105	TAG63L	Laser	.299"	4 Pair UTP / RG6 & RG59 Coax	1.000"	.500"	.500"	2500
594-02105	TAG2L-105	TAG2L	Laser	.290"	4 Pair UTP / RG6 & RG59 Coax	.500"	.500"	.500"	5000
594-05105	TAG5L-105	TAG5L	Laser	.290"	4 Pair UTP / RG6 & RG59 Coax	.800"	.500"	.500"	5000
594-65105	TAG65L-105	TAG65L	Laser	.450"	4 Pair STP / 25 Pair Copper	.810"	.810"	.810"	1000
594-09105	TAG9L-105	TAG9L	Laser	.450"	4 Pair UTP / STP / 25 Pair Copper / 4-12 Pair Fiber	1.000"	.750"	.750"	1000
594-10105	TAG10L-105	TAG10L	Laser	.476"	4 Pair UTP / STP / 25 Pair Copper / 4-12 Pair Fiber	2.000"	.750"	.750"	1000
594-50105	TAG50L-105	TAG50L	Laser	.790"	50 Pair Copper	1.000"	1.000"	1.000"	1000
594-64105	TAG64L-105	TAG64L	Laser	.790"	50 Pair Copper	1.170"	.830"	.830"	1000
594-01105	TAG1L-105	TAG1L	Laser	.790"	50 Pair Copper	1.900"	.750"	.750"	1000
594-49105	TAG49L-105	TAG49L	Laser	.208"	2 Pair Fiber	1.000"	.350"	.350"	2500
594-51105	TAG51L-105	TAG51L	Laser	.129"	2 Pair Fiber	1.000"	.350"	.350"	5000
594-26105	TAG26L-105	TAG26L	Laser	.118"	2 Pair Fiber	.500"	.375"	.375"	5000
593-22994	TAG22J-994	TAG22J	Ink Jet	.315"	4 Pair UTP / RG6 & RG59 Coax	1.000"	.500"	.500"	1000
593-05994	TAG5J-994	TAG5J	Ink Jet	.315"	4 Pair UTP / RG6 & RG59 Coax	.800"	.500"	.500"	1000
593-64994	TAG64J-994	TAG64J	Ink Jet	.790"	50 Pair Copper	1.160"	.860"	.860"	1000
593-09994	TAG9J-994	TAG9J	Ink Jet	.450"	4 Pair UTP / STP / 25 Pair Copper / 4-12 Pair Fiber	1.000"	.750"	.750"	1000
593-26994	TAG26J-994	TAG26J	Ink Jet	.087"	2 Pair Fiber	.500"	.350"	.350"	2500
593-51994	TAG51J-994	TAG51J	Ink Jet	.087"	2 Pair Fiber	1.000"	.350"	.350"	1000

Dimensions are approximate and subject to technical changes. Use **Part No.** for ordering and **Type** for specification purposes.

Foam Nameplate Labels

Foam nameplate labels are designed to replace plastic and metal engraved phenolic plates commonly found on control panels in many markets. The labels have a foam base so that they conform to textured surfaces, but still provide a perfectly flat printing surface that is resistant to chemicals, solvents, heat, and UV exposure. HellermannTyton's foam nameplate labels include computer printable button labels that fit around the panel hole where the button is inserted. The foam nameplate labels can be printed on demand in any volume needed, and any design can be printed on the labels using TagPrint™ Pro labeling software and HellermannTyton thermal transfer printers.



Material Data	
Material Number	518
Material	Polyester
Foam	Polyethylene
Adhesive	Acrylic
Operating Temperature	-40°F (-40°C) to + 176°F (+80°C) 2 year outdoor rated



Product Selection						
Article No.	Part No.	Type	Width	Height	Hole	Pkg. Qty.
Foam Nameplates						
596-00500	596-00500	NPL27X13WH	1.06" (26.9mm)	.49" (12.4mm)	N/A	500
596-00503	596-00503	NPL27X13BK	1.06" (26.9mm)	.49" (12.4mm)	N/A	500
596-00504	596-00504	NPL51X25WH	2" (50.8mm)	1" (25.4mm)	N/A	500
596-00507	596-00507	NPL51X25BK	2" (50.8mm)	1" (25.4mm)	N/A	500
596-00417	596-00417	NPLH76X101WH	3" (76.2mm)	4" (76.2mm)	N/A	150
Foam Button Nameplates						
596-00412	596-00412	NPLH31X31WH22.5	1.25" (31.7mm)	1.25" (31.7mm)	.88" (22.3mm)	250
596-00413	596-00413	NPLH31X31BK22.5	1.25" (31.7mm)	1.25" (31.7mm)	.88" (22.3mm)	250
596-00414	596-00414	NPLH44X44WH30.5	1.75" (44.4mm)	1.75" (44.4mm)	1.2" (30.4mm)	250
596-00415	596-00415	NPLH44X44BK30.5	1.75" (44.4mm)	1.75" (44.4mm)	1.2" (30.4mm)	250
596-00202*	596-00202	NPL60X60YE	2.375 (60mm)	2.375 (60mm)	1.2" (30.4mm)	100

Use **Part No.** for ordering and **Type** for specification purposes.
*E-Stop label black on yellow



Foam Nameplates



Foam Button Nameplates

Continuous Vinyl Labels

HellermannTyton continuous vinyl labels come in a variety of colors and printing widths. Designed to optimize unique and custom printing designs on demand, vinyl labels allow the maximum flexibility for printing unique sizes of labels. The vinyl is UV resistant up to five years in outdoor applications and can be used to print warning labels, voltage markers, switch identifiers, and even pipe markers using TagPrint™ Pro labeling software and any HellermannTyton thermal transfer printing system.



Material Data

Material Number	1500
Material	Vinyl
Adhesive	Acrylic
Operating Temperature	-40°F (-40°C) to + 180°F (+82°C) 5 year outdoor rated

Product Selection

Article No.	Part No.	Type	Width	Length	Description	Color	Pkg. Qty.	Pkg. Type.
558-00309	558-00309	HT1WH250	1" (25.4mm)	250' (76M)	White Vinyl on Continous Roll	White	250	RL
558-00313	558-00313	HT2WH250	2" (50.8mm)	250' (76M)	White Vinyl on Continous Roll	White	250	RL
558-00310	558-00310	HT1YE250	1" (25.4mm)	250' (76M)	Yellow Vinyl on Continous Roll	Yellow	250	RL
558-00314	558-00314	HT2YE250	2" (50.8mm)	250' (76M)	Yellow Vinyl on Continous Roll	Yellow	250	RL
558-00308	558-00308	HT1RD250	1" (25.4mm)	250' (76M)	Red Vinyl on Continous Roll	Red	250	RL
558-00312	558-00312	HT2RD250	2" (50.8mm)	250' (76M)	Red Vinyl on Continous Roll	Red	250	RL
558-00006	558-00006	HT3RD250	3" (76.2mm)	250' (76M)	Red Vinyl on Continous Roll	Red	250	RL
558-00307	558-00307	HT1BK250	1" (25.4mm)	250' (76M)	Black Vinyl on Continous Roll	Black	250	RL
558-00311	558-00311	HT2BK250	2" (50.8mm)	250' (76M)	Black Vinyl on Continous Roll	Black	250	RL
Thermal Transfer Ribbon								
556-00189	556-00189	TTWHITEOUT	4.33" (109.9mm)	984' (300M)	White Ribbon on 1" Core Coated Sided Out	White	1	1
556-00190	556-00190	TTWHITEOUTSM	4.33" (109.9mm)	250' (76M)	White Ribbon on 1" Core	White	1	1
556-00101	TT822OUT	TT822OUT	4.33" (109.9mm)	984' (300M)	Black Ribbon for TT1220, TTM430, TTM460	Black	1	1

Use **Part No.** for ordering and **Type** for specification purposes.

Telecommunications Space Identifiers

The identifier for the telecommunications space should be marked inside the room and should be visible to someone working in that room. Typically, these are larger-sized labels and, in many cases, the labels are duplicated and applied at various locations throughout the room. TagPrint™ Pro can help you design and print the large characters needed to print on these durable and UV resistant labels.

Product Selection							
Article No.	Part No.	Type	Printer Type	Material	Width	Height	Pkg. Qty.
596-76795	TAG76T1-795	TAG76T1	Thermal Transfer	Type 795, Polyester, silver matte	2.5"	2.0"	1000
596-78795	TAG78T1-795	TAG78T1	Thermal Transfer	Type 795, Polyester, silver matte	3.0"	4.0"	500
596-79795	TAG79T1-795	TAG79T1	Thermal Transfer	Type 795, Polyester, silver matte	4.0"	2.0"	500
596-80795	TAG80T1-795	TAG80T1	Thermal Transfer	Type 795, Polyester, silver matte	3.0"	5.0"	500
557-00049	TAGH73-336	TAGH73	Spirit	Type 336, Polyester, white	2.0"	1.0"	250
557-00050	TAGH73-3364	TAGH73	Spirit	Type 3364, Polyester, yellow	2.0"	1.0"	250
557-00044	TAGH27-336	TAGH27	Spirit	Type 336, Polyester, white	1.5"	.75"	500
557-00031	TAGH27-799-SR	TAGH27	Spirit	Type 799, Polyester, silver matte	1.5"	.75"	500
557-00051	TAGH75-336	TAGH75	Spirit	Type 336, Polyester, white	2.0"	.625"	500
557-00052	TAGH75-3364	TAGH75	Spirit	Type 3364, Polyester, yellow	2.0"	.625"	500
594-54788	TAG54L-788	TAG54L	Laser	Type 788, Polyethylene Terephthalate	8.50"	5.50"	500
594-55788	TAG55L-788	TAG55L	Laser	Type 788, Polyethylene Terephthalate	4.25"	5.50"	1000
594-56788	TAG56L-788	TAG56L	Laser	Type 788, Polyethylene Terephthalate	4.0"	3.33"	1500
594-57788	TAG57L-788	TAG57L	Laser	Type 788, Polyethylene Terephthalate	4.25"	2.75"	2000
594-58788	TAG58L-788	TAG58L	Laser	Type 788, Polyethylene Terephthalate	4.0"	2.0"	2500
593-56108	TAG56J-108	TAG56J	Ink Jet	Type 108, Ink Jet white paper	3.33"	4.0"	1500
593-59108	TAG59J-108	TAG59J	Ink Jet	Type 108, Ink Jet white paper	4.0"	1.50"	3500

Dimensions are approximate and subject to technical changes. Use **Part No.** for ordering and **Type** for specification purposes.

Splice Labels and Ground-Bonding Labeling

The TIA-606-A standard refers to labels that are applied to the primary Telecommunications Main Grounding Busbar (TMGB) and any Telecommunications Grounding Busbars (TGB's) that may be linked in sequence. The polyester labels are great for flat surfaces that require a high bond for a lifetime of performance to mark splice locations or grounding hardware.

Product Selection							
Article No.	Part No.	Type	Printer Type	Material	Width	Height	Pkg. Qty.
596-27822	TAG27T1-822	TAG27T1	Thermal Transfer	Type 822, Polyester, white	1.5"	.75"	3000
596-73822	TAG73T1-822	TAG73T1	Thermal Transfer	Type 822, Polyester, white	2.0"	1.0"	3000
595-27400	TAG27-400	TAG27	DM	Type 400, Polyester, white	1.5"	.75"	5000
595-45400	TAG45-400	TAG45	DM	Type 400, Polyester, white	4.0"	.80"	5000
593-28450	TAG28J-450	TAG28J	Ink Jet	Type 450, Polyethylene Terephthalate	.80"	1.437"	1000

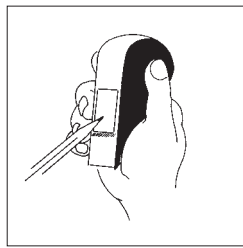
Dimensions are approximate and subject to technical changes. Use **Part No.** for ordering and **Type** for specification purposes.

Rite-On Markers

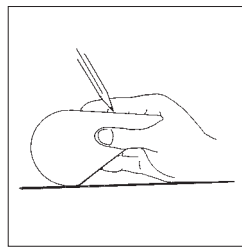
HellermannTyton's Rite-On Markers are made from a flexible vinyl film and are used to mark wire and cable. The self-laminating labels have a clear tail which seals the legend under clear vinyl, maintaining the quality of the labels. The Rite-On markers are packaged in a reusable dispenser made from high-impact plastic which is resistant to oils and grease.

Product Features

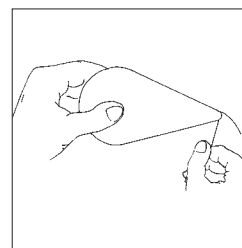
- Easily and conveniently fits in a pants or shirt pocket.
- Once loaded, unit allows minimal label exposure to dust and moisture.
- Can be used with standard ball point pens or HellermannTyton nylon marking pens.
- Excess liner is easily cut-off by tearing it over the edge guide at the front of the unit.
- The dispenser can be reloaded over and over again, making it a cost-effective and efficient method of labeling.



A special label window holds the label firm for easy marking.



Can be held easily in the palm of the hand to provide a flat writing surface.



Label dispenses automatically when the liner is pulled from the front of the unit.

Product Selection

Article No.	Part No.	Type	Width in. (mm)	Height of Write-On Area in. (mm)	Height of Label in. (mm)	Wire Size Range (AWG)	Min. Wire Size (in ²)	Markers per Roll	Pkg. Qty.
590-01750	RO175	RO175	.750" (19.05)	.750" (19.05)	3.000" (76.20)	4 to 4/0	.330	90	1 roll
590-05120	RO512	RO512	.750" (19.05)	.500" (12.70)	1.875" (47.62)	8 to 4 AWG	.263	150	1 roll
590-05140	RO514	RO514	.750" (19.05)	.375" (9.52)	1.250" (31.75)	14 to 8 AWG	.053	200	1 roll
590-10000	RO175WP	RO175WP	.750" (19.05)	.750" (19.05)	3.000" (76.20)	4 to 4/0	.330	90	1 roll

Dimensions are approximate and subject to technical changes. Use **Part No.** for ordering and **Type** for specification purposes.

Rite-On Markers *continued*

Refill Rolls

Product Selection								
Article No.	Part No.	Type	Width	Height of Write-On Area	Height of Label	Markers per Roll	Pkg. Qty.	
			in. (mm)	in. (mm)	in. (mm)			
590-01751	175REF	175REF	.750" (19.05)	.750" (19.05)	3.000" (76.20)	40	1 roll	
590-05121	512REF	RO512REF	.750" (19.05)	.500" (12.70)	1.875" (47.62)	40	1 roll	
590-05141	514REF	514REF	.750" (19.05)	.375" (9.52)	1.250" (31.75)	40	1 roll	

Dimensions are approximate and subject to technical changes. Use **Part No.** for ordering and **Type** for specification purposes.

Nylon Marking Pens

When used with a non-smear FTP nylon marking pen, marking is fast and economical.

Product Selection				
Article No.	Part No.	Type	Color	Pkg. Qty.
500-50822	T82-R	T82R-RD	Red	2 pens
500-50820	T82-S	T82S-BK	Black	2 pens

Use **Part No.** for ordering and **Type** for specification purposes.



The Rite-On markers are ideal for temporary identification of wire and cables and a great way to keep track of cables prior to cutting to intended length during installation.


Termination Position Labeling

Handi-Cards

HellermannTyton Handi-Cards are easy-release markers on a plastic card. They feature a strong adhesive which assures a long lasting bond on wire. Permanent, pre-printed legends are available in solid or sequence order.

Sequence Handi-Cards

Each marker on the card contains a different number or letter.



Sequence card

Product Selection

Article No.	Part No.	Type	Description	Labels per Sheet	Pkg. Qty.
598-00003	TYHC1-33	TYHC	Handi-Cards	33	25
598-00004	TYHC34-66	TYHC34-66	Handi-Cards	33	25
598-00005	TYHC67-99	TYHC67-99	Handi-Cards	33	25
598-00190	TYHCA-Z	TYHCA-Z	Handi-Cards	36	25

Use **Part No.** for ordering and **Type** for specification purposes.

Solid Handi-Cards

Each marker on the card contains the same legend.

Product Selection

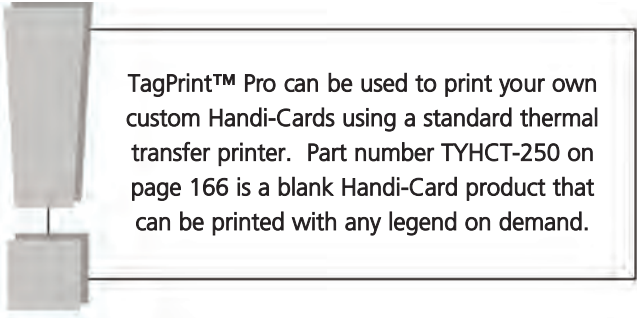
Article No.	Part No.	Type	Description	Labels per Sheet	Pkg. Qty.
598-00003	TYHC1-33	TYHC	Handi-Cards	33	25
598-00004	TYHC34-66	TYHC34-66	Handi-Cards	33	25
598-00005	TYHC67-99	TYHC67-99	Handi-Cards	33	25
598-00007	TYHC0	TYHC0	Handi-Cards	36	25
598-00019	TYHC1	TYHC1	Handi-Cards	36	25
598-00022	TYHC2	TYHC2	Handi-Cards	36	25
598-00023	TYHC3	TYHC3	Handi-Cards	36	25
598-00024	TYHC4	TYHC4	Handi-Cards	36	25
598-00025	TYHC5	TYHC5	Handi-Cards	36	25
598-00027	TYHC6	TYHC6	Handi-Cards	36	25
598-00028	TYHC7	TYHC7	Handi-Cards	36	25
598-00029	TYHC8	TYHC8	Handi-Cards	36	25
598-00030	TYHC9	TYHC9	Handi-Cards	36	25
598-00189	TYHCA	TYHCA	Handi-Cards	36	25
598-00196	TYHCB	TYHCB	Handi-Cards	36	25
598-00199	TYHCC	TYHCC	Handi-Cards	36	25
598-00202	TYHCD	TYHCD	Handi-Cards	36	25
598-00204	TYHCE	TYHCE	Handi-Cards	36	25
598-00212	TYHCF	TYHCF	Handi-Cards	36	25
598-00215	TYHCG	TYHCG	Handi-Cards	36	25
598-00218	TYHCH	TYHCH	Handi-Cards	36	25
598-00306	TYHCI	TYHCI	Handi-Cards	36	25
598-00307	TYHCJ	TYHCJ	Handi-Cards	36	25
598-00223	TYHCK	TYHCK	Handi-Cards	36	25
598-00224	TYHCL	TYHCL	Handi-Cards	36	25
598-00225	TYHCL1	TYHCL1	Handi-Cards	36	25

Use **Part No.** for ordering and **Type** for specification purposes.

Handi-Cards *continued*

Product Selection					
Article No.	Part No.	Type	Description	Labels per Sheet	Pkg. Qty.
598-00226	TYHCL2	TYHCL2	Handi-Cards	36	25
598-00227	TYHCL3	TYHCL3	Handi-Cards	36	25
598-00229	TYHCM	TYHCM	Handi-Cards	36	25
598-00230	TYHCN	TYHCN	Handi-Cards	36	25
598-00231	TYHCO	TYHCO	Handi-Cards	36	25
598-00234	TYHCP	TYHCP	Handi-Cards	36	25
598-00236	TYHCQ	TYHCQ	Handi-Cards	36	25
598-00237	TYHCR	TYHCR	Handi-Cards	36	25
598-00239	TYHCS	TYHCS	Handi-Cards	36	25
598-00242	TYHCT	TYHCT	Handi-Cards	36	25
598-00243	TYHCT2	TYHCT2	Handi-Cards	36	25
598-00246	TYHCU	TYHCU	Handi-Cards	36	25
598-00247	TYHCV	TYHCV	Handi-Cards	36	25
598-00248	TYHCW	TYHCW	Handi-Cards	36	25
598-00250	TYHCX	TYHCX	Handi-Cards	36	25
598-00251	TYHCY	TYHCY	Handi-Cards	36	25
598-00252	TYHCZ	TYHCZ	Handi-Cards	36	25
598-00253	TYHC+	TYHC+	Handi-Cards	36	25
598-00254	TYHC-	TYHC-	Handi-Cards	36	25
598-00255	TYHC/	TYHC/	Handi-Cards	36	25
598-00278	TYHCT3	TYHCT3	Handi-Cards	36	25
598-00311	TYHCT1	TYHCT1	Handi-Cards	36	25

Use **Part No.** for ordering and **Type** for specification purposes.



TagPrint™ Pro can be used to print your own custom Handi-Cards using a standard thermal transfer printer. Part number TYHCT-250 on page 166 is a blank Handi-Card product that can be printed with any legend on demand.

Termination Hardware Labeling

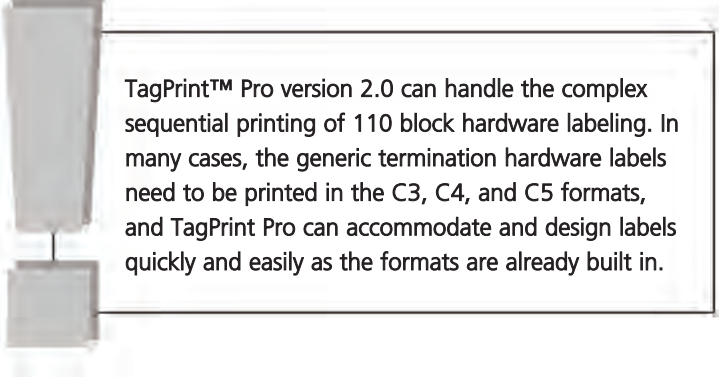
HellermannTyton's line of termination hardware labels features non-adhesive paper labels used to mark 110 wiring blocks. Color coded to meet ANSI/TIA/EIA-606-A specifications, they come on pin-fed sheets to be used on dot matrix printers; however, the pin-fed margins also can be removed for use in laser printers.



Product Selection

Article No.	Part No.	Type	Width	Length	Color	Pkg. Qty.
595-00114	TAG110OR	TAG110	7.9"	.475"	Orange	1000
595-00112	TAG110GR	TAG110	7.9"	.475"	Green	1000
595-00115	TAG110PL	TAG110	7.9"	.475"	Purple	1000
595-00113	TAG110GY	TAG110	7.9"	.475"	Gray	1000
595-00110	TAG110BL	TAG110	7.9"	.475"	Blue	1000
595-00111	TAG110BR	TAG110	7.9"	.475"	Brown	1000
595-00118	TAG110YL	TAG110	7.9"	.475"	Yellow	1000
595-00116	TAG110RD	TAG110	7.9"	.475"	Red	1000
595-00117	TAG110WT	TAG110	7.9"	.475"	White	1000

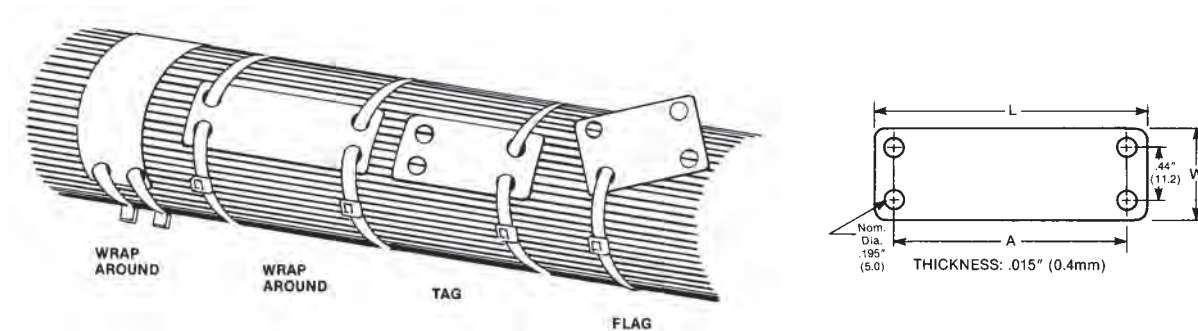
Dimensions are approximate and subject to technical changes. Use **Part No.** for ordering and **Type** for specification purposes.



TagPrint™ Pro version 2.0 can handle the complex sequential printing of 110 block hardware labeling. In many cases, the generic termination hardware labels need to be printed in the C3, C4, and C5 formats, and TagPrint Pro can accommodate and design labels quickly and easily as the formats are already built in.

Identification Marker Plates

Identification marker plates can be mounted in any direction, either vertically or horizontally as flags, tags, or wraparound identification plates. They can be marked with HellermannTyton marking pen (Part Number FTP) or hot stamped. These marker plates are manufactured from nylon and are white.



Product Selection		Type	Width (W)		Width 2 (W2)		Length (L)		Pkg. Qty.
Article No.	Part No.		in.	(mm)	in.	(mm)	in.	(mm)	
T18 Series thru T50 Series Ties									
151-42159	IMP1.510C2	IMP1.5	1.5"	(19.10)	1.03"	(26.2)	.75"	(38.1)	100
151-00238	IMP1.510M4	IMP1.5	1.5"	(19.10)	1.03"	(26.2)	.75"	(38.1)	1000
151-00236	IMP1.7510C2	IMP1.75	1.75"	(44.50)	1.28"	(26.2)	.75"	(19.1)	100
151-00237	IMP1.7510M4	IMP1.75	1.75"	(44.50)	1.28"	(26.2)	.75"	(19.1)	1000
151-42229	IMP210C2	IMP2	2.0"	(50.80)	1.53"	(38.9)	.75"	(19.01)	100
151-00239	IMP210M4	IMP210	2.0"	(50.80)	1.53"	(38.9)	.75"	(19.01)	1000
151-42259	IMP2.510C2	IMP2.5	2.5"	(63.50)	2.03"	(51.6)	.75"	(19.01)	100
151-00240	IMP2.510M4	IMP2.5	2.5"	(63.50)	2.03"	(51.6)	.75"	(19.01)	1000
151-42359	IMP3.510C2	IMP3.5	3.5"	(88.90)	3.03"	(77.0)	.75"	(19.01)	100
151-00241	IMP3.510M4	IMP3.5	3.5"	(88.90)	3.03"	(77.0)	.75"	(19.01)	1000
151-42269	IMP2.5W1.7510C2	IMP2.5	2.5"	(63.50)	2.03"	(51.6)	1.75"	(44.45)	100
151-00242	IMP2.5W1.7510H4	IMP2.5	2.5"	(63.50)	2.03"	(51.6)	1.75"	(44.45)	500

Dimensions are approximate and subject to technical changes. Use **Part No.** for ordering and **Type** for specification purposes.

Handi-Paks

Convenient pocket-sized booklets. Black non-smear legends on a white background. Plastic-coated cloth material remains flexible. Strong adhesive assures firm bond on wire.



Product Selection				
Article No.	Part No.	Type	Description	Pkg. Qty.
598-00260	TCWM1	TCWM1	45 markers each of legends 0-9	1 booklet
598-00261	TCWM2	TCWM2	10 markers each of A-Z, 1-15, +, -, /	1 booklet
598-00262	TCWM3	TCWM3	10 markers each 1-45	1 booklet
598-00263	TCWM4	TCWM4	150 markers each 1,2,3	1 booklet
598-00264	TCWM5	TCWM5	150 markers each A,B, and C.	1 booklet
598-00265	TCWM6	TCWM6	150 markers each T1, T2 and T3	1 booklet
598-00266	TCWM7	TCWM7	150 markers each L1, L2 and L3	1 booklet
598-00267	TCWM8	TCWM8	6 markers each 1-15, 4 markers each 16-90 and 2 markers each of A-Z, +, -, /	1 booklet
598-00268	TCWM9	TCWM9	45 markers each of 1,2,3,A,B,C, 30 markers each of L1, L2 and L3 and 30 markers each of T1, T2 and T3	1 booklet
598-00269	TCWM10	TCWM10	45 markers each of 10 NEMA colors.	1 booklet
598-00270	TCWM11	TCWM11	15 markers each of 1-30	1 booklet
598-00271	TCWM12	TCWM12	15 markers each of A-Z, 21 markers blank, 8 markers +, and 7 markers -.	1 booklet
598-00272	TCWM13	TCWM13	45 markers each of +, -, AC, DC, 33 markers each of POS, NEG and GND. 27 markers of NEUT and 21 markers of SPARE and BLANK.	1 booklet
598-00273	TCWM14	TCWM14	45 markers each of 0-9, 15 markers each of L1, L2, L3 and 15 markers each of T1, T2 and T3.	1 booklet
598-00274	TCWM15	TCWM15	10 markers each of 46-90.	1 booklet
598-00275	TCWM16	TCWM16	10 markers each of 1-33, A, B, C, +, -, T1, T2, T3, L1, L2 and L3.	1 booklet

Use **Part No.** for ordering and **Type** for specification purposes.

Tags

A. "Caution" Write-On Laminating Tags - Clear, self-laminating plastic flap that permanently protects the wiring and data marked on the tag. Orange or yellow, printed with black text. Write on them with a permanent pen (FTP1). Attach using standard cable ties.

B. Generic Write-On Tags - Self-laminating, clear plastic flap permanently seals in the written information. Orange with black pre-printed lines. Write on them with a permanent pen (FTP1). Attach using standard cable ties.


C. Cable Write-On Tags - Self-laminating clear plastic flap permanently seals in the written information. Print the cable number, destination, source, and fiber count. Orange with black text. Mark with a permanent pen (FTP1) for optimum results. Attach with standard cable tie.

D. Adhesive Write-On Labels - Self-laminating clear plastic flap permanently seals in the written information. Attach laminated information using the adhesive backing. Orange with black text. Mark with permanent pen (FTP1).

E. Ground Wire Tags - A warning not to disconnect or remove ground wire. Orange with black text.

Product Selection						
Article No.	Part No.	Type	Width	Length	Color	Pkg. Qty.
A. "Caution" Write-On Laminating Tags						
597-00030	CT2003X2	CT2003	3.5"	2.0"	Orange	25
597-00031	CT2012X2	CT2012	3.5"	2.2"	Orange	25
B. Generic Write-On Tags						
597-00032	CT0753X2	CT0753	3.0"	.75"	Orange	25
597-00033	CT1503X2	CT1503	4.0"	1.5"	Orange	25
C. Cable Write-On Tags						
597-00034	WC1503X2	WC1503	4.0"	1.5"	Orange	25
D. Adhesive Write-On Labels						
597-00035	CTA0753X2	CTA0753	3.0"	.75"	Orange	25
597-00036	CTA1503X2	CTA1503	4.0"	1.5"	Orange	25
E. Ground Wire Tags						
597-00037	GW003X2	GW	3.0"	1.5"	Orange	25
597-00038	GW003X2	GW	3.0"	1.5"	Orange	25

Dimensions are approximate and subject to technical changes. Use **Part No.** for ordering and **Type** for specification purposes.



Fiber Optic Cable Markers

Manufactured from .05" thick polyethylene. Secure with standard cable ties. Use with a permanent felt tip marker. Temperature Range: -150° F to 150° F



Product Selection

Article No.	Part No.	Type	Width	Length	Color	Pkg. Qty.
597-00039	FOM-75	FOM	1.5"	.75"	Orange	25
597-00040	FOM-150	FOM	2.25"	1.5"	Orange	25
597-00041	FOM-175	FOM	3.5"	1.75"	Orange	25

Dimensions are approximate and subject to technical changes. Use **Part No.** for ordering and **Type** for specification purposes.

Fiber Mark Cable Markers

Non-adhesive identification system for fiber optic cable. Produced from heavy-duty, precoiled plastic, Fiber Mark cable markers can be uncoiled, then snapped into place. The text is protected by a thick layer of clear acrylic which provides UV protection and abrasion resistance. For more information on customized legends, contact HellermannTyton.



Product Selection

Article No.	Part No.	Type	Length	Cable Diameter (mm)	Color	Pkg. Qty.
597-00042	CMFO4	CMF	5.0"	.490" - 1.0" (12.44mm - 25.4mm)	Orange	25
597-00043	CMFO72	CMF	2.8"	.490" - 1.0" (12.44mm - 25.4mm)	Orange	25

Dimensions are approximate and subject to technical changes. Use **Part No.** for ordering and **Type** for specification purposes.

Fiber Optic Cable Tape

Designed to be used on the Lightguide Fiber Optic Protection System to identify the routing of fiber optic cable. It is a 1" wide range vinyl with black lettering which states, "FIBER OPTIC CABLE." The legend is repeated every six inches.



Product Selection

Article No.	Part No.	Type	Length	Operating Temperature	Color	Pkg. Qty.
597-00044	TFOT1	TFOT1	648"	-20°F to +200°F (-29°C to +93°C)	Orange	1

Dimensions are approximate and subject to technical changes. Use **Part No.** for ordering and **Type** for specification purposes.

CABLE MANAGEMENT ACCESSORIES

CONNECTING THE POINTS FOR A COMPLETE SOLUTION

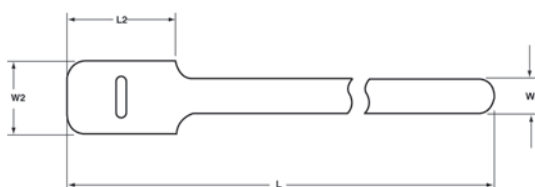
Grip Tie Straps	208-212
Cable Ties	213-220
Mechanical Cable Tools	221
Cable Tie Mounting Bases	222-223
Nail Clips	224
Convuluted Tubing	225-226



Grip Tie Straps

The Grip Tie is a low profile, one-piece fastening device. Constructed of polyethylene hook and nylon loop and laminated back-to-back, the Grip Tie features quick release for repetitive access to cable and wire. It can be opened and closed numerous times without failure. The Grip Tie is reusable, adjustable, releasable, and easy to install.

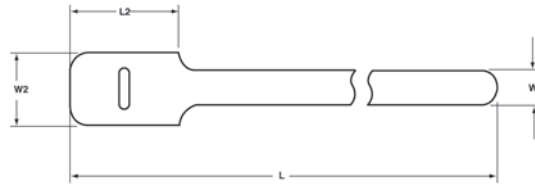
Available in rolls and straps in 6", 8", 11" and 15" sizes. Grip Ties are available in a variety of colors and are versatile enough for applications ranging from network installations to bundling power cords. Grip Ties are also customizable with your company name (minimum quantities apply).



Product Selection

Article No.	Part No.	Type	Minimum Tensile Strength	Length (L)	Max. Ø Bundle	Width (W)	Width (W2)	Length (L2)	Color	Pkg. Qty.
6" Grip Ties										
854-44316	GT.375X60C2	GT.375X6	40 lbs	6"	1"	.375"	.75"	1.5"	Black	100
854-44339	GT.50X60P2	GT.50X6	40 lbs	6"	1"	.5"	1"	1.5"		10
854-44336	GT.50X60C2	GT.50X6	40 lbs	6"	1"	.5"	1"	1.5"		100
854-44342	GT.50X62P2	GT.50X6	40 lbs	6"	1"	.5"	1"	1.5"	Red	10
854-44341	GT.50X62C2	GT.50X6	40 lbs	6"	1"	.5"	1"	1.5"		100
854-44344	GT.50X63P2	GT.50X6	40 lbs	6"	1"	.5"	1"	1.5"	Orange	10
854-44343	GT.50X63C2	GT.50X6	40 lbs	6"	1"	.5"	1"	1.5"		100
854-44346	GT.50X64P2	GT.50X6	40 lbs	6"	1"	.5"	1"	1.5"	Yellow	10
854-44345	GT.50X64C2	GT.50X6	40 lbs	6"	1"	.5"	1"	1.5"		100
854-44348	GT.50X65P2	GT.50X6	40 lbs	6"	1"	.5"	1"	1.5"	Green	10
854-44347	GT.50X65C2	GT.50X6	40 lbs	6"	1"	.5"	1"	1.5"		100
854-44350	GT.50X66P2	GT.50X6	40 lbs	6"	1"	.5"	1"	1.5"	Blue	10
854-44349	GT.50X66C2	GT.50X6	40 lbs	6"	1"	.5"	1"	1.5"		100
8" Grip Ties										
854-44355	GT.50X80P2	GT.50X8	40 lbs	8"	1.75"	.5"	1"	1.5"	Black	10
854-44353	GT.50X80C2	GT.50X8	40 lbs	8"	1.75"	.5"	1"	1.5"		100
854-44358	GT.50X82P2	GT.50X8	40 lbs	8"	1.75"	.5"	1"	1.5"	Red	10
854-44357	GT.50X82C2	GT.50X8	40 lbs	8"	1.75"	.5"	1"	1.5"		100
854-44360	GT.50X83P2	GT.50X8	40 lbs	8"	1.75"	.5"	1"	1.5"	Orange	10
854-44359	GT.50X83C2	GT.50X8	40 lbs	8"	1.75"	.5"	1"	1.5"		100
854-44362	GT.50X84P2	GT.50X8	40 lbs	8"	1.75"	.5"	1"	1.5"	Yellow	10
854-44361	GT.50X84C2	GT.50X8	40 lbs	8"	1.75"	.5"	1"	1.5"		100
854-44364	GT.50X85P2	GT.50X8	40 lbs	8"	1.75"	.5"	1"	1.5"	Green	10
854-44363	GT.50X85C2	GT.50X8	40 lbs	8"	1.75"	.5"	1"	1.5"		100
854-44366	GT.50X86P2	GT.50X8	40 lbs	8"	1.75"	.5"	1"	1.5"	Blue	10
854-44365	GT.50X86C2	GT.50X8	40 lbs	8"	1.75"	.5"	1"	1.5"		100

Dimensions are approximate and subject to technical changes. Use **Part No.** for ordering and **Type** for specification purposes.

Grip Tie Straps *continued*

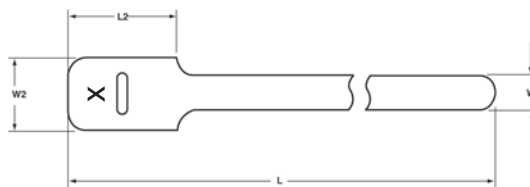
Product Selection

Article No.	Part No.	Type	Minimum Tensile Strength	Length (L)	Max. Ø Bundle	Width (W)	Width (W2)	Length (L2)	Color	Pkg. Qty.
11" Grip Ties										
854-44320	GT.50X110P2	GT.50X11	40 lbs	11"	2.63"	.5"	1"	1.5"	Black	10
854-44317	GT.50X110C2	GT.50X11	40 lbs	11"	2.63"	.5"	1"	1.5"		100
854-44323	GT.50X112P2	GT.50X11	40 lbs	11"	2.63"	.5"	1"	1.5"	Red	10
854-44322	GT.50X112C2	GT.50X11	40 lbs	11"	2.63"	.5"	1"	1.5"		100
854-44325	GT.50X113P2	GT.50X11	40 lbs	11"	2.63"	.5"	1"	1.5"	Orange	10
854-44324	GT.50X113C2	GT.50X11	40 lbs	11"	2.63"	.5"	1"	1.5"		100
854-44327	GT.50X114P2	GT.50X11	40 lbs	11"	2.63"	.5"	1"	1.5"	Yellow	10
854-44326	GT.50X114C2	GT.50X11	40 lbs	11"	2.63"	.5"	1"	1.5"		100
854-44329	GT.50X115P2	GT.50X11	40 lbs	11"	2.63"	.5"	1"	1.5"	Green	10
854-44328	GT.50X115C2	GT.50X11	40 lbs	11"	2.63"	.5"	1"	1.5"		100
854-44331	GT.50X116P2	GT.50X11	40 lbs	11"	2.63"	.5"	1"	1.5"	Blue	10
854-44330	GT.50X116C2	GT.50X11	40 lbs	11"	2.63"	.5"	1"	1.5"		100
15" Grip Ties										
854-44371	GT.75X150P2	GT.75X15	50 lbs	15"	3.88"	.75"	1.5"	2.5"	Black	10
854-44369	GT.75X150C2	GT.75X15	50 lbs	15"	3.88"	.75"	1.5"	2.5"		100
854-44374	GT.75X152P2	GT.75X15	50 lbs	15"	3.88"	.75"	1.5"	2.5"	Red	10
854-44373	GT.75X152C2	GT.75X15	50 lbs	15"	3.88"	.75"	1.5"	2.5"		100
854-44376	GT.75X153P2	GT.75X15	50 lbs	15"	3.88"	.75"	1.5"	2.5"	Orange	10
854-44375	GT.75X153C2	GT.75X15	50 lbs	15"	3.88"	.75"	1.5"	2.5"		100
854-44377	GT.75X154C2	GT.75X15	50 lbs	15"	3.88"	.75"	1.5"	2.5"	Yellow	100
854-44378	GT.75X154P2	GT.75X15	50 lbs	15"	3.88"	.75"	1.5"	2.5"		10
854-44380	GT.75X155P2	GT.75X15	50 lbs	15"	3.88"	.75"	1.5"	2.5"	Green	10
854-44379	GT.75X155C2	GT.75X15	50 lbs	15"	3.88"	.75"	1.5"	2.5"		100
854-44382	GT.75X156P2	GT.75X15	50 lbs	15"	3.88"	.75"	1.5"	2.5"	Blue	10
854-44381	GT.75X156C2	GT.75X15	50 lbs	15"	3.88"	.75"	1.5"	2.5"		100

Dimensions are approximate and subject to technical changes. Use **Part No.** for ordering and **Type** for specification purposes.

Grip Tie Assortment Pack

For a variety of Grip Ties, an assortment pack containing the four different sizes and six different colors is available.



Drawing reflects the 8" size Grip Tie. The head contains an "x" cut out for screw applications.

Product Selection

Article No.	Part No.	Type	Description
854-44448	GTASST	GTASST	One (1) Orange 6" Grip Tie (GT.50X63) One (1) Yellow 6" Grip Tie (GT.50X64) One (1) Blue 8" Grip Tie (GT.50X86) One (1) Black 8" Grip Tie (GT.50X80) One (1) Green 11" Grip Tie (GT.50X115) One (1) Red 15" Grip Tie (GT.75X152)

Use **Part No.** for ordering and **Type** for specification purposes.

Grip Tie Rolls

For custom-cut lengths, HellermannTyton offers the hook and loop strap on a five yard and 25-yard roll. Ideal for job site applications, desired lengths can be cut on the spot.



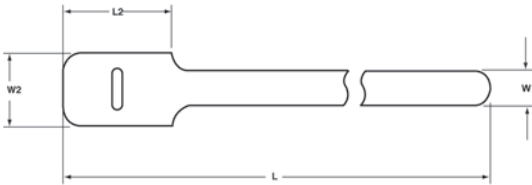
Product Selection

Article No.	Part No.	Type	Width	Length	Metric Length	Color	Pkg. Qty.
854-44384	GT.75X1800	GT.75X180	.75"	180"	(5 Yds.)	Black	1
854-44388	GT.75X1802	GT.75X180	.75"	180"	(5 Yds.)	Red	1
854-44389	GT.75X1803	GT.75X180	.75"	180"	(5 Yds.)	Orange	1
854-44390	GT.75X1804	GT.75X180	.75"	180"	(5 Yds.)	Yellow	1
854-44391	GT.75X1805	GT.75X180	.75"	180"	(5 Yds.)	Green	1
854-44392	GT.75X1806	GT.75X180	.75"	180"	(5 Yds.)	Blue	1
854-44387	GT.75X18010	GT.75X180	.75"	180"	(5 Yds.)	White	1
854-44395	GT.75X6000	GT.75X600	.75"	600"	(16.67 Yds.)	Black	1
854-44396	GT.75X9000	GT.75X900	.75"	900"	(25 Yds.)	Black	1
854-44397	GT.75X9004	GT.75X900	.75"	900"	(25 Yds.)	Yellow	1

Dimensions are approximate and subject to technical changes. Use **Part No.** for ordering and **Type** for specification purposes.

Write-on Grip Ties

In situations where instant identification is needed, HellermannTyton provides Grip Ties with a white write-on area. This smudge-free surface is ideal for fast and easy identification with a ballpoint pen or felt-tip marker. The write-on area is approximately 3/8"(H) x 1-1/4"(W). It is positioned in the center of the black 6", 8" and 11" straps, as well as spaced every 12" on the Grip Tie rolls.



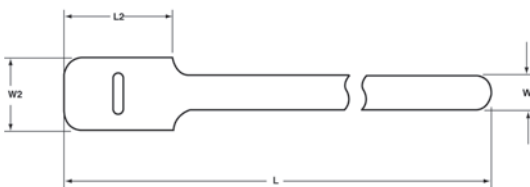
Product Selection

Article No.	Part No.	Type	Minimum Tensile Strength	Length (L)	Max. Ø Bundle	Width (W)	Width (W2)	Length (L2)	Color	Pkg. Qty.
854-44340	GT.50X60P2W	GT.50X6W	40 lbs	6"	1"	.5"	1"	1.5"	Black	10
854-44338	GT.50X60C2W	GT.50X6W	40 lbs	6"	1"	.5"	1"	1.5"	Black	100
854-44356	GT.50X80P2W	GT.50X8W	40 lbs	8"	1.75"	.5"	1"	1.5"	Black	10
854-44354	GT.50X80C2W	GT.50X8W	40 lbs	8"	1.75"	.5"	1"	1.5"	Black	100
854-44321	GT.50X110P2W	GT.50X11W	40 lbs	11"	2.63"	.5"	1"	1.5"	Black	10
854-44319	GT.50X110C2W	GT.50X11W	40 lbs	11"	2.63"	.5"	1"	1.5"	Black	100
854-44386	GT.75X1800W	GT.75X180	-	180"	-	.75"	-	-	Black	1

Dimensions are approximate and subject to technical changes. Use **Part No.** for ordering and **Type** for specification purposes.

Grip Ties for Plenum Applications

HellermannTyton offers UL94V-2 flame rated Grip Ties for use in air handling spaces. These Grip Ties are UL Listed in accordance with the National Electrical Code regulations. They are available in three lengths as well as a 180" roll.



Product Selection

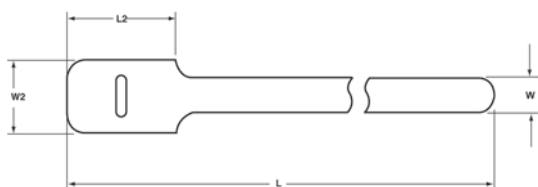
Article No.	Part No.	Type	Minimum Tensile Strength	Max. Ø Bundle	Length (L)	Width (W)	Width (W2)	Length (L2)	Color	Pkg. Qty.
854-44352	GT.50X6MP2V2	GT.50X6	40 lbs	1"	6"	.5"	1"	1.5"	Maroon	10
854-44368	GT.50X8MP2V2	GT.50X8	40 lbs	1.91"	8"	.5"	1"	1.5"	Maroon	10
854-44334	GT.50X12MP2V2	GT.50X12	40 lbs	3.18"	12"	.5"	1"	1.5"	Maroon	10
854-44394	GT.75X180MV2	GT.75X18	-	-	180"	.75"	-	-	Maroon	1

Dimensions are approximate and subject to technical changes. Use **Part No.** for ordering and **Type** for specification purposes.



Low-Profile Grip Ties

HellermannTyton offers a lower profile self-gripping hook and loop strap. Similar to the standard Grip Ties, they are easily wrapped around a bundle and fastened onto themselves for a secure hold. The head size is twice as wide as the strap, providing added strength. The modest thickness of the back-to-back hook and loop is ideal for small areas without the worry of snagging. The head contains an "X" cut out for screw mount applications. The low-profile design is available in black in various lengths, as well as a five yard roll.



Product Selection

Article No.	Part No.	Type	Length (L)	Width (W)	Width (W2)	Length (L2)	Color	Pkg. Qty.
854-44399	GTLP50X60P2	GTLP50X6	6"	.5"	1.5"	1.5"	Black	10
854-44400	GTLP50X80P2	GTLP50X8	8"	.5"	1.5"	1.5"	Black	10
854-44398	GTLP50X110P2	GTLP50X11	11"	.5"	1.5"	1.5"	Black	10
854-44401	GTLP75X1800	GTLP75X180	180"	.75"	-	-	Black	1

Dimensions are approximate and subject to technical changes. Use **Part No.** for ordering and **Type** for specification purposes.

Grip Tie Mounts

To secure bundles to flat surfaces, HellermannTyton offers a mounting base to be used with the Grip Ties. Available with or without adhesive, two sizes of Grip Tie mounts cover every size of Grip Tie. The mounts are manufactured from nylon 6/6 material and are UV-stabilized for outdoor applications.



Product Selection

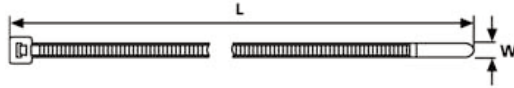
Article No.	Part No.	Type	Length	Width	Mounting Method	Application	Color	Pkg. Qty.
130-95000	GTM500C2	GTM50	2.5"	1"	1/4" Screw	GT.50X6, GT.50X8, GT.50X11	Black	100
130-95001	GTM50A0C2	GTM50A	2.5"	1"	Adhesive	GT.50X6, GT.50X8, GT.50X11	Black	100
130-91000	GTM1000C2	GTM100	3.25"	1.5"	1/4" Screw	GT.75X15, GT Rolls	Black	100
130-91001	GTM100A0C2	GTM100A	3.25"	1.5"	Adhesive	GT.75X15, GT Rolls	Black	100

Dimensions are approximate and subject to technical changes. Use **Part No.** for ordering and **Type** for specification purposes.

Standard Cable Ties

HellermannTyton manufactures a full line of high-quality cable ties in a variety of styles, sizes, materials, and colors. HellermannTyton cable ties are engineered and manufactured for maximum performance and quality.

T18 - T30 Series - Natural and Black



File# E64139

File# E64139

Product Selection									
Article No.	Part No.	Type	US Gov. Designation	Minimum Tensile Strength	Length (L)	Max. Ø Bundle	Width (W)	Color	Pkg. Qty.
T18S									
111-02805	T18S9C2	T18S	–	18 lbs	3.27"	.63"	.09"	Natural	100
111-02809	T18S9M4	T18S	–	18 lbs	3.27"	.63"	.09"		1000
111-02810	T18S0C2	T18S	–	18 lbs	3.27"	.63"	.09"	Black	100
111-02811	T18S0M4	T18S	–	18 lbs	3.27"	.63"	.09"		1000
T18R									
112-01819	T18R9C2	T18R	MS3367-4-9	18 lbs	4"	.87"	.10"	Natural	100
111-01872	T18R9M4	T18R	MS3367-4-9	18 lbs	4"	.87"	.10"		1000
111-00405	T18ROC2	T18R	*	18 lbs	4"	.87"	.10"	Black	100
111-01841	T18ROM4	T18R	*	18 lbs	4"	.87"	.10"		1000
T18I									
111-02311	T18I9C2	T18I	–	18 lbs	5.51"	1.38"	.10"	Natural	100
111-02322	T18I9M4	T18I	–	18 lbs	5.51"	1.38"	.10"		1000
111-02308	T18I0C2	T18I	–	18 lbs	5.51"	1.38"	.10"	Black	100
111-02315	T18I0M4	T18I	–	18 lbs	5.51"	1.38"	.10"		1000
T18L									
111-02189	T18L9C2	T18L	–	18 lbs	8.0"	2.17"	.10"	Natural	100
111-02026	T18L9M4	T18L	–	18 lbs	8.0"	2.17"	.10"		1000
111-00401	T18L0C2	T18L	–	18 lbs	8.0"	2.17"	.10"	Black	100
111-02015	T18L0M4	T18L	–	18 lbs	8.0"	2.17"	.10"		1000
T30R									
112-03019	T30R9C2	T30R	MS3367-5-9	30 lbs	5.9"	1.38"	.14"	Natural	100
111-03047	T30R9M4	T30R	MS3367-5-9	30 lbs	5.9"	1.38"	.14"		1000
111-00438	T30ROC2	T30R	*	30 lbs	5.9"	1.38"	.14"	Black	100
111-03034	T30ROM4	T30R	*	30 lbs	5.9"	1.38"	.14"		1000
T30L									
111-03325	T30L9C2	T30L	–	30 lbs	7.48"	1.97"	.14"	Natural	100
111-03327	T30L9M4	T30L	–	30 lbs	7.48"	1.97"	.14"		1000
111-03313	T30L0C2	T30L	–	30 lbs	7.48"	1.97"	.14"	Black	100
111-03315	T30L0M4	T30L	–	30 lbs	7.48"	1.97"	.14"		1000
T30LL									
111-03515	T30LL9C2	T30LL	–	30 lbs	11.42"	3.15"	.14"	Natural	100
111-03517	T30LL9M4	T30LL	–	30 lbs	11.42"	3.15"	.14"		1000
111-03501	T30LL0C2	T30LL	–	30 lbs	11.42"	3.15"	.14"	Black	100
111-03511	T30LL0M4	T30LL	–	30 lbs	11.42"	3.15"	.14"		1000
T30XL									
111-02900	T30XL9C2	T30XL	–	30 lbs	14.37"	4.13"	.14"	Natural	100
111-02907	T30XL9M4	T30XL	–	30 lbs	14.37"	4.13"	.14"		1000
111-02901	T30XL0C2	T30XL	–	30 lbs	14.37"	4.13"	.14"	Black	100
111-02903	T30XL0M4	T30XL	–	30 lbs	14.37"	4.13"	.14"		1000

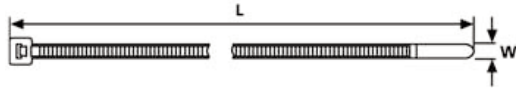
Installation tools - MK7, MK7HT, MK9, MK9HT. MK9 and MK9HT cannot be used with T18S cable ties.

Dimensions are approximate and subject to technical changes. Use **Part No.** for ordering and **Type** for specification purposes.

*Military black available. Contact HellermannTyton for more information.

For product information visit www.hellermann.tyton.com or call 800.537.1512

T40 - T50 Series - Natural and Black



File# E64139



File# E64139

Product Selection

Article No.	Part No.	Type	US Gov. Designation	Min. Tensile Strength	Length (L)	Max. Ø Bundle	Width (W)	Color	Pkg. Qty.
T40R									
112-04019	T40R9C2	T40R(U)	–	40 lbs	8.27"	2.16"	.16"	Natural	100
111-04131	T40R9M4	T40R(U)	–	40 lbs	8.27"	2.16"	1000		
112-04060	T40R0C2	T40R(U)	–	40 lbs	8.27"	2.16"	.16"	Black	100
111-04122	T40R0M4	T40R(U)	–	40 lbs	8.27"	2.16"	1000		
T40I									
111-04609	T40I9C2	T40I	–	40 lbs	11.42"	3.15"	.16"	Natural	100
111-04612	T40I9M4	T40I	–	40 lbs	11.42"	3.15"	.16"		1000
111-04600	T40I0C2	T40I	–	40 lbs	11.42"	3.15"	.16"	Black	100
111-04604	T40I0M4	T40I	–	40 lbs	11.42"	3.15"	.16"		1000
T40L									
111-04300	T40L9C2	T40L	–	40 lbs	14.4"	4.13"	.16"	Natural	100
111-04311	T40L9M4	T40L	–	40 lbs	14.4"	4.13"	.16"		1000
111-04301	T40L0C2	T40L	–	40 lbs	14.4"	4.13"	.16"	Black	100
111-04305	T40L0M4	T40L	–	40 lbs	14.4"	4.13"	.16"		1000
T50S									
111-05811	T50S9C2	T50S	–	50 lbs	5.9"	1.38"	.18"	Natural	100
111-05813	T50S9M4	T50S	–	50 lbs	5.9"	1.38"	.18"		1000
111-05806	T50S0C2	T50S	–	50 lbs	5.9"	1.38"	.18"	Black	100
111-05808	T50S0M4	T50S	–	50 lbs	5.9"	1.38"	.18"		1000
T50R									
112-05019	T50R9C2	T50R	MS3367-1-9	50 lbs	7.9"	1.97"	.18"	Natural	100
111-04862	T50R9M4	T50R	MS3367-1-9	50 lbs	7.9"	1.97"	.18"		1000
111-04878	T50R0C2	T50R	*	50 lbs	7.9"	1.97"	.18"	Black	100
111-04846	T50R0M4	T50R	*	50 lbs	7.9"	1.97"	.18"		1000
T50I									
112-05219	T50I9C2	T50I	MS3367-7-9	50 lbs	11.8"	3.35"	.18"	Natural	100
111-05230	T50I9M4	T50I	MS3367-7-9	50 lbs	11.8"	3.35"	.18"		1000
111-00444	T50I0C2	T50I	*	50 lbs	11.8"	3.35"	.18"	Black	100
111-05216	T50I0M4	T50I	*	50 lbs	11.8"	3.35"	.18"		1000
T50L									
112-05419	T50L9C2	T50L	MS3367-2-9	50 lbs	15.35"	4.33"	.18"	Natural	100
111-05449	T50L9M4	T50L	MS3367-2-9	50 lbs	15.35"	4.33"	.18"		1000
111-00445	T50L0C2	T50L	*	50 lbs	15.35"	4.33"	.18"	Black	100
111-00504	T50L0M4	T50L	*	50 lbs	15.35"	4.33"	.18"		1000

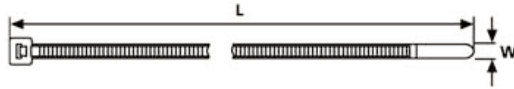
Installation tools - MK7, MK7HT, MK9, MK9HT.

Dimensions are approximate and subject to technical changes. Use **Part No.** for ordering and **Type** for specification purposes.

* Military black available. Contact HellermannTyton for more information.

Releasable Ties

In applications that require frequent cable moves, HellermannTyton's releasable cable ties provide easy removal as well as reusability.



File# E64139

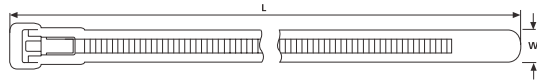
Product Selection

Article No.	Part No.	Type	Min. Tensile Strength	Length (L)	Max. Ø Bundle	Width (W)	Color	Pkg. Qty.
RT40R								
115-06219	RT40R9C2	RT40R	40 lbs	8.46"	2.0"	.16"	Natural	100
115-06204	RT40R9M4	RT40R	40 lbs	8.46"	2.0"	.16"		1000
115-06200	RT40R0C2	RT40R	40 lbs	8.46"	2.0"	.16"	Black	100
115-06202	RT40R0M4	RT40R	40 lbs	8.46"	2.0"	.16"		1000
RT50S								
115-06319	RT50S9C2	RT50S	50 lbs	6.5"	1.38"	.18"	Natural	100
115-06304	RT50S9M4	RT50S	50 lbs	6.5"	1.38"	.18"		1000
115-06300	RT50S0C2	RT50S	50 lbs	6.5"	1.38"	.18"	Black	100
115-00035	RT50S0M4	RT50S	50 lbs	6.5"	1.38"	.18"		1000
RT50LL								
115-06102	RT50LL9C2	RT50LL	50 lbs	15"	3.98"	.18"	Natural	100
115-06104	RT50LL9M4	RT50LL	50 lbs	15"	3.98"	.18"		1000
115-00039	RT50LL0C2	RT50LL	50 lbs	15"	3.98"	.18"	Black	100
115-06101	RT50LL0M4	RT50LL	50 lbs	15"	3.98"	.18"		1000

Dimensions are approximate and subject to technical changes. Use **Part No.** for ordering and **Type** for specification purposes.

REL Releasable Ties

Ideal for use in applications where there is the need to repeatedly open and close the tie.



Product Selection

Article No.	Part No.	Type	Min. Tensile Strength	Length (L)	Max. Ø Bundle	Width (W)	Color	Pkg. Qty.
REL50R								
115-00503	REL50R9C2	REL50R	50 lbs	5.5"	1.38"	.29"	Natural	100
115-00505	REL50R9L4	REL50R	50 lbs	5.5"	1.38"	.29"		200
115-00500	REL50R0C2	REL50R	50 lbs	5.5"	1.38"	.29"	Black	100
115-00502	REL50R0L4	REL50R	50 lbs	5.5"	1.38"	.29"		200
REL50L								
115-00605	REL50L9C2	REL50L	50 lbs	9.84"	2.76"	.29"	Natural	100
115-00607	REL50L9L4	REL50L	50 lbs	9.84"	2.76"	.29"		200
115-00600	REL50L0C2	REL50L	50 lbs	9.84"	2.76"	.29"	Black	100
115-00602	REL50L0L4	REL50L	50 lbs	9.84"	2.76"	.29"		200

Dimensions are approximate and subject to technical changes. Use **Part No.** for ordering and **Type** for specification purposes.

Screw Mount Ties

The mounting cable ties are a one-piece, all plastic tie for quick, simple cable mounting. Designed to fit several screw sizes and hole diameters, the mounting tie can be attached to equipment, walls, ceilings, or other surfaces.



File# E64139

Product Selection

Article No.	Part No.	Type	Mounting	Min. Tensile Strength	Length (L)	Max. Ø Bundle	Width	Color	Pkg. Qty.
T18MR									
113-00026	T18MR9C2	T18MR	# 4 screw	18 lbs	4.33"	.79"	.10"	Natural	100
113-00028	T18MR9M4	T18MR		18 lbs	4.33"	.79"	.10"	Natural	1000
113-00022	T18MR0C2	T18MR		18 lbs	4.33"	.79"	.10"	Black	100
113-00024	T18MR0M4	T18MR		18 lbs	4.33"	.79"	.10"	Black	1000
T30MR									
113-03019	T30MR9C2	T30MR	# 8 screw	30 lbs	6.30"	1.26"	.14"	Natural	100
113-00036	T30MR9M4	T30MR		30 lbs	6.30"	1.26"	.14"	Natural	1000
113-03010	T30MR0C2	T30MR		30 lbs	6.30"	1.26"	.14"	Black	100
113-03011	T30MR0M4	T30MR		30 lbs	6.30"	1.26"	.14"	Black	1000
T50MR									
113-05004	T50MR9C2	T50MR	# 10 screw	50 lbs	8.46"	1.77"	.18"	Natural	100
113-05007	T50MR9M4	T50MR		50 lbs	8.46"	1.77"	.18"	Natural	1000
113-05000	T50MR0C2	T50MR		50 lbs	8.46"	1.77"	.18"	Black	100
113-05002	T50MR0M4	T50MR		50 lbs	8.46"	1.77"	.18"	Black	1000
T50MRT									
113-05101	T50MRT9C2	T50MRT	# 6-32 tap thru screw	50 lbs	8.47"	1.77"	.19"	Natural	100
113-05102	T50MRT9M4	T50MRT		50 lbs	8.47"	1.77"	.19"	Natural	1000
113-05100	T50MRT0C2	T50MRT		50 lbs	8.47"	1.77"	.19"	Black	100
113-00037	T50MRT0M4	T50MRT		50 lbs	8.47"	1.77"	.19"	Black	1000
T50MI									
113-00032	T50MI9C2	T50MI	# 10 screw	50 lbs	12.40"	3.35"	.19"	Natural	100
113-00033	T50MI9M4	T50MI		50 lbs	12.40"	3.35"	.19"	Natural	1000
113-00038	T50MI0C2	T50MI		50 lbs	12.40"	3.35"	.19"	Black	100
113-00031	T50MI0M4	T50MI		50 lbs	12.40"	3.35"	.19"	Black	1000
T50ML									
113-05419	T50ML9C2	T50ML	# 10 screw	50 lbs	15.35"	4.00"	.18"	Natural	100
113-05403	T50ML9M4	T50ML		50 lbs	15.35"	4.00"	.18"	Natural	1000
113-00007	T50ML0C2	T50ML		50 lbs	15.35"	4.00"	.18"	Black	100
113-00035	T50ML0M4	T50ML		50 lbs	15.35"	4.00"	.18"	Black	1000
T120MR									
113-12029	T120MR9K2	T120MR	# 1/4" screw	120 lbs	15.55"	4.02"	.30"	Natural	50
113-00018	T120MR9H4	T120MR		120 lbs	15.55"	4.02"	.30"	Natural	500
113-12020	T120MR0K2	T120MR		120 lbs	15.55"	4.02"	.30"	Black	50
113-00011	T120MR0H4	T120MR		120 lbs	15.55"	4.02"	.30"	Black	500

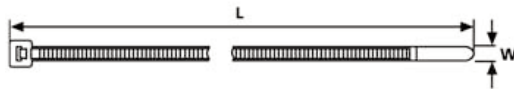
Installation tools - MK7, MK7HT, MK7P, MK9, MK9HT, MK9P. Dimensions are approximate and subject to technical changes. Use **Part No.** for ordering and **Type** for specification purposes.

Cable Ties for Plenum Applications

HellermannTyton halar and UL Listed cable ties meet NEC regulations and can be used in applications where low smoke and low flame are a concern in air handling spaces.

Halar Cable Ties

The raw material used to manufacture HellermannTyton halar cable ties is UL 94V0 rated. The halar ties come in a distinct color of red for easy identification. See page 181 for plenum Grip Ties.



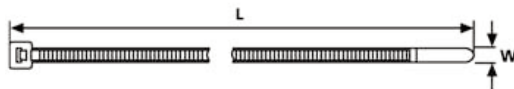
Product Selection

Article No.	Part No.	Type	Min. Tensile Strength	Length (L)	Max. Ø Bundle	Width (W)	Color	Pkg. Qty.
111-01900	T18R2HALC2	T18R	14 lbs	4"	.87"	.10"	Red	100
111-01902	T18R2HALM4	T18R	14 lbs	4"	.87"	.10"	Red	1000
111-04895	T50R2HALC2	T50R	40 lbs	8.0"	1.75"	.176"	Red	100
111-04897	T50R2HALM4	T50R	40 lbs	8.0"	1.75"	.176"	Red	1000
111-12056	T120R2HALK2	T120R	80 lbs	15.5"	4.0"	.31"	Red	50
111-12055	T120R2HALH4	T120R	80 lbs	15.5"	4.0"	.31"	Red	500

Note: Halar ties also are available in natural color. Contact HellermannTyton for availability. Halar is a registered trademark of Solvay S.A.

Installation tools - MK7, MK7HT, MK7P, MK9, MK9HT, MK9P. Dimensions are approximate and subject to technical changes. Use **Part No.** for ordering and **Type** for specification purposes.

UL Rated Cable Ties



Product Selection

Article No.	Part No.	Type	Min. Tensile Strength	Length (L)	Max. Ø Bundle	Width (W)	Color	Pkg. Qty.
111-00508	T18R9C2UL	T18R	18 lbs	4"	.86"	.10"	Natural	100
111-00509	T18R9M4UL	T18R	18 lbs	4"	.86"	.10"	Natural	1000
111-00510	T18R2C2UL	T18R	18 lbs	4"	.86"	.10"	Red	100
111-00511	T18R2M4UL	T18R	18 lbs	4"	.86"	.10"	Red	1000
111-00512	T50R9C2UL	T50R	50 lbs	7.9"	1.97"	.18"	Natural	100
111-00513	T50R9M4UL	T50R	50 lbs	7.9"	1.97"	.18"	Natural	1000
111-00514	T50R2C2UL	T50R	50 lbs	7.9"	1.97"	.18"	Red	100
111-00515	T50R2M4UL	T50R	50 lbs	7.9"	1.97"	.18"	Red	1000
111-00516	T50I9C2UL	T50I	50 lbs	11.8"	3.35"	.18"	Natural	100
111-00517	T50I9M4UL	T50I	50 lbs	11.8"	3.35"	.18"	Natural	1000
111-00518	T50I2C2UL	T50I	50 lbs	11.8"	3.35"	.18"	Red	100
111-00519	T50I2M4UL	T50I	50 lbs	11.8"	3.35"	.18"	Red	1000
111-00520	T50L9C2UL	T50L	50 lbs	15.35"	4.33"	.18"	Natural	100
111-00521	T50L9M4UL	T50L	50 lbs	15.35"	4.33"	.18"	Natural	1000
111-00522	T50L2C2UL	T50L	50 lbs	15.35"	4.33"	.18"	Red	100
111-00523	T50L2M4UL	T50L	50 lbs	15.35"	4.33"	.18"	Red	1000

Installation tools - MK7, MK7HT, MK7P, MK9, MK9HT, MK9P. Dimensions are approximate and subject to technical changes. Use **Part No.** for ordering and **Type** for specification purposes.

PicPac

The PicPac offers an easy method of identifying binder system groups in PIC cable through the use of HellermannTyton striped and solid cable ties. Each PicPac contains 1,300 ties, including 50 each of the 24 most popular color combinations of striped ties, as well as solid red and solid black ties. All 26 different ties are packaged in easy open bags of 50.

PicPac cases are made from a heavy duty laminated vinyl which is suited to cold weather environments, resistant to cable gel, and can be cleaned inside and out. The reinforced pockets are interlined with foam cushion to ensure that ties remain tightly packed, even when only a few ties are left. Two convenient snaps allow the PicPac to be easily hung or folded.



PocketPac

Designed to fit in a shirt pocket, the PocketPac contains 50 of the most commonly used striped cable ties. The PocketPac case is made of clear vinyl with a snap-lock top for easy access and identification.



Product Selection

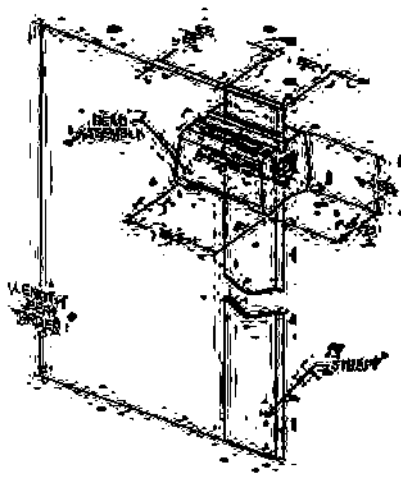

Article No.	Part No.	Type	Description	Pkg. Qty.
111-01786	T18RPICPAC	T18RPICPAC	Vinyl case containing 1,300 ties including 50 each one of the 24 most popular color combinations of striped ties as well as solid black and solid red ties.	1
111-00940	T18RPOCKETPAC	T18RPOCKETPAC	Case containing 50 of the most commonly used one striped ties (10 each of blue, orange, green, brown, and slate, all with white stripes).	1

Use **Part No.** for ordering and **Type** for specification purposes.

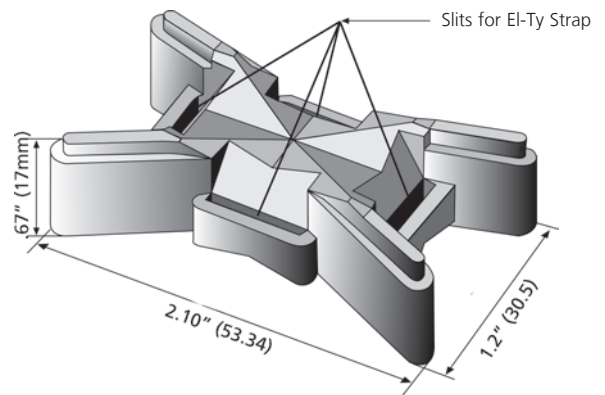
EL-TY (Extended Length Tie)

HellermannTyton's El-Ty is a high strength strapping system used for supporting, securing, fastening, and spacing cables, as well as a variety of other applications requiring extra-long, extremely durable strapping.

The El-Ty consists of a smooth strap and a separate, compact plastic head which encloses a stainless steel gripper. The stackable spacer accepts cable ties up to 1/2" wide for a versatile, easy to install spacing system.



El-Ty Strap and Locking Head



El-Ty Spacer

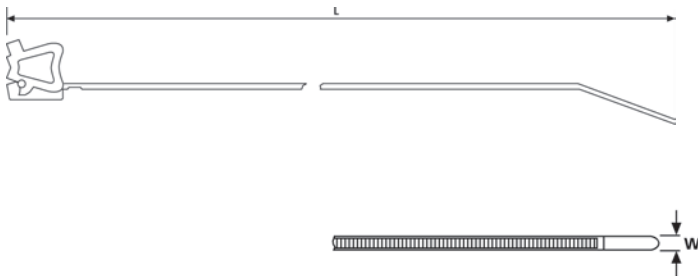
Product Selection

Article No.	Part No.	Type	Description	Color	Pkg. Qty.
111-30000	TELS-1	TELS	Extended Length Tie 1 - 50ft reel of strap and 30 heads	Black	1
111-31000	TELS-H	TELS	Extended Length Tie Double entry and locking heads	Black	25
111-32108	TELS-13	TELS	Extended Length Tie 10 - 13.5" straps and 10 double locking heads	Black	10
111-32110	TELS-27	TELS	Extended Length Tie 10 - 27" straps and 10 double locking heads	Black	1
111-32111	TELS-5K	TELS	Extended Length Tie 5 - 50 ft reels and 150 heads	Black	1
111-32107	TELS-10K	TELS	Extended Length Tie 10 - 50 ft reels and 300 heads	Black	1
111-32000	TELS-SPK2	TELS	El-Ty Spacer	Black	50
111-32106	TELS-SPOOL	TELS	Extended Length Tie 50 ft reel of strap	Black	1

Dimensions are approximate and subject to technical changes. Use **Part No.** for ordering and **Type** for specification purposes.

Aerial Support Spacer Ties

Aerial support spacer ties are two piece ties designed for standard spacing applications. The strap is molded from special high impact polyamide 6.6. The support spacer and head are made from a high density outdoor black polypropylene. Both materials offer resistance to sunlight, saltwater, and harsh chemical environments.



Place the spacer between the cable and strand. Wrap the tie strap around the cable and through the backside loop.

Pull the spacer snug to the cable and wrap the tie strap around the strand. Pass the tie strap through the locking buckle.

Electrician pliers may be used to snug* the installation and snip tail.

HellermannTyton aerial support spacer ties may be released by inserting a screwdriver under the locking ratchet of the buckle.

* As the cable and strand expand at different rates, the installation should not be tight but just snug.

Product Selection

Article No.	Part No.	Type	Min. Tensile Strength		Length (L)	Max. Ø Bundle	Width (W)	Color	Pkg. Qty.
			lbs. (N)	in. (mm)					
111-98500	TAS100MWS	TAS100	100 lbs (445)	10.7" (272.3)	2.75" (70.0)	.50" (12.7)	Black	500	
111-98501	TAS100RWS	TAS100	100 lbs (445)	8.25" (209.6)	1.75" (44.5)	.50" (12.7)	Black	500	
148-00022	TAS100LWS	TAS100LWS	100 lbs (445)	16" (420)	4.5" (115)	.50" (12.7)	Black	500	

Dimensions are approximate and subject to technical changes. Use **Part No.** for ordering and **Type** for specification purposes.

Mechanical Cable Tie Tools

HellermannTyton offers advanced, quality engineered cable tie tools suitable for most any cable tie application. Available in mechanical, power assisted, and automatic versions, HellermannTyton's tools are industry preferred for their ergonomic designs, reliability, and ease of use.

HellermannTyton's tools make it easier for the installer to apply cable ties, while maintaining correct tension and flush cut-off. Safety is enhanced, as the tools can eliminate the sharp edges of a cut-off cable tie.



MK7



MK9



MK7HT



MK9HT

Product Selection

Article No.	Part No.	Type	Description	Cable Tie Series	Pkg. Qty.
110-07500	MK7	MK7	Durable and lightweight, the Mark 7 tool is user friendly and adjustable, with top-of-the-line design features.	T18 thru T50 Series CTT20 thru CTT60 Series	1
110-07000	MK7HT	MK7HT	Cable Tie Tensioning and Cut-Off Tool with Adjustable settings for T18-T50 series CTT20-CTT60 Series.	T18 thru T50 Series CTT20 thru CTT60 Series	1
110-09500	MK9	MK9	The Mark 9 tool has the same design features as the MK7 series tools. The MK9 accommodates heavy-duty cable ties.	T18* through T250 Series	1
110-09000	MK9HT	MK9HT	The Mark 9 High Tension tool has the same design features as the MK9, but offers an increased tension range.	T18* through T250 Series	1

Use **Part No.** for ordering and **Type** for specification purposes. * Does not include T18S series ties .08" wide.

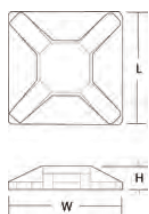
Cable Tie Mounting Bases

HellermannTyton offers a wide variety of mounting bases suitable for many applications. Mounting bases are used in conjunction with cable ties to stabilize and secure wiring bundles, both indoors and outdoors. These mounting bases can be secured to a surface using adhesive or by being screw mounted.

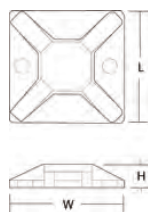
HellermannTyton's four-way mounting bases are available in four sizes to accommodate T18 through T150 series cable ties. Insertion of ties can be made from all four sides. Each mount may be secured with two screws (four screws for the MB2.5 mount), with adhesive backing, or both, for ease of application and stability.



Adhesive mounts are supplied in pairs connected together on an adhesive liner.



4-way, MB2.5 mount



4-way, MB3, MB4 and MB5 mounts

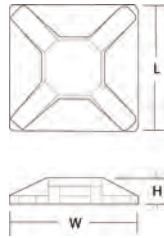
Cable Tie Mounting Bases - Screw Mount



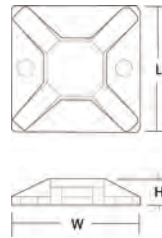
Product Selection									
Article No.	Part No.	Type	Cable Tie Series	Mounting	Length (L)	Width (W)	Height (H)	Color	Pkg. Qty.
4- Way Screw Mount									
151-28901	MB2.510C2	MB2.5	T18	#3 Screw	.625"	.625"	.130"	White	100
151-28902	MB2.510M4	MB2.5			.625"	.625"	.130"	White	1000
151-00285	MB2.50C2	MB2.5			.625"	.625"	.130"	Black	100
151-00286	MB2.50M4	MB2.5			.625"	.625"	.130"	Black	1000
151-28302	MB310C2	MB3	T18, T30	#4 Screw	.75"	.75"	.15"	White	100
151-28305	MB310M4	MB3			.75"	.75"	.15"	White	1000
151-00136	MB30C2	MB3			.75"	.75"	.15"	Black	100
151-28301	MB30M4	MB3			.75"	.75"	.15"	Black	1000
151-28802	MB410C2	MB4	T18 - T50	#8 Screw	1.12"	1.12"	.19"	White	100
151-00319	MB410H4	MB4			1.12"	1.12"	.19"	White	500
151-00320	MB40C2	MB4			1.12"	1.12"	.19"	Black	100
151-28801	MB40H4	MB4			1.12"	1.12"	.19"	Black	500
151-00324	MB510C2	MB5	T18 - T150	#8 Screw	1.485"	1.485"	.245"	White	100
151-28504	MB510F4	MB5			1.485"	1.485"	.245"	White	250
151-28500	MB50C2	MB5			1.485"	1.485"	.245"	Black	100
151-28501	MB50F4	MB5			1.485"	1.485"	.245"	Black	250

Dimensions are approximate and subject to technical changes. Use **Part No.** for ordering and **Type** for specification purposes.

Cable Tie Mounting Bases - Rubber-Based Adhesive



4-way, MB2.5 mount



4-way, MB3, MB4 and MB5 mounts



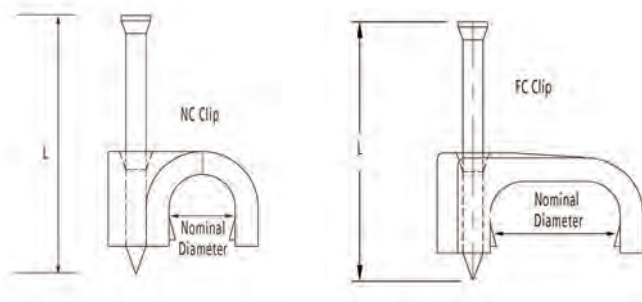
Product Selection

Article No.	Part No.	Type	Cable Tie Series	Mounting	Length (L)	Width (W)	Height (H)	Color	Pkg. Qty.
4 - Way Mount with Rubber - Based Adhesive									
151-29002	MB2.5A10C2	MB2.5A	T18	Adhesive	.625"	.625"	.160"	White	100
151-00298	MB2.5A10M4	MB2.5A			.625"	.625"	.160"	White	1000
151-29000	MB2.5A0C2	MB2.5A			.625"	.625"	.160"	Black	100
151-29001	MB2.5A0M4	MB2.5A			.625"	.625"	.160"	Black	1000
151-28718	MB3A10C2	MB3A	T18, T30	Adhesive	.75"	.75"	.18"	White	100
151-28721	MB3A10M4	MB3A			.75"	.75"	.18"	White	1000
151-28710	MB3A0C2	MB3A			.75"	.75"	.18"	Black	100
151-28713	MB3A0M4	MB3A			.75"	.75"	.18"	Black	1000
151-28421	MB4A10C2	MB4A	T18 - T50	Adhesive	1.12"	1.12"	.22"	White	100
151-00321	MB4A10H4	MB4A			1.12"	1.12"	.22"	White	500
151-28403	MB4A0C2	MB4A			1.12"	1.12"	.22"	Black	100
151-28406	MB4A0H4	MB4A			1.12"	1.12"	.22"	Black	500
151-28529	MB5A10C2	MB5A	T18 - T150	Adhesive	1.485"	1.485"	.275"	White	100
151-00427	MB5A10F4	MB5A			1.485"	1.485"	.275"	White	250
151-28602	MB5A0C2	MB5A			1.485"	1.485"	.275"	Black	100
151-28605	MB5A0F4	MB5A			1.485"	1.485"	.275"	Black	250

Dimensions are approximate and subject to technical changes. Use **Part No.** for ordering and **Type** for specification purposes.

Nail Clips

HellermannTyton nail clips are easy to use and highly reliable. The tough, precision-engineered clips hold wire and cable securely in place. The nail is hardened for driving into wood, masonry joints, cinder block and mortar. The nails also are perpendicular to the work surface and are driven in straight, greatly reducing cracking. The nail clips do not have sharp edges, which reduce the chance of cutting cable jackets or sheaths and causing signal loss.



Product Selection


Article No.	Part No.	Type	Nominal Ø	Length (L)	Application	Color	Pkg. Qty.
148-00005	NC3.50	NC3.5	.138"	.630"	14# Ground Wire, Telecom 1 pair	Black	100 pcs
148-00006	NC3.510	NC3.5	.138"	.630"		White	100 pcs
148-00007	NC50	NC5	.197"	.630"	Telecom 4 pair	Black	100 pcs
148-00008	NC510	NC5	.197"	.630"		White	100 pcs
148-00009	NC60	NC6	.236"	.630"	Telecom 6 pair, RG59	Black	100 pcs
148-00010	NC610	NC6	.236"	.630"		White	100 pcs
148-00011	NC70	NC7	.276"	.787"	RG6 and RG59 Double Shielded	Black	100 pcs
148-00012	NC710	NC7	.276"	.787"		White	100 pcs
148-00013	NC80	NC8	.315"	.787"	Telecom 10 pair RG7, and RG6 Double and Quad Shielded	Black	100 pcs
148-00014	NC810	NC8	.315"	.787"		White	100 pcs
148-00015	NC90	NC9	.354"	.787"	Telecom 12 pair	Black	100 pcs
148-00016	NC910	NC9	.354"	.787"		White	100 pcs
148-00003	NC110	NC11	.433"	.984"	Telecom 25 pair	Black	100 pcs
148-00004	NC1110	NC11	.433"	.984"		White	100 pcs
148-00017	FC140	FC14	.551"	.984"	RG59 and RG6 Flat Twin and Ground	Black	100 pcs
148-00018	FC1410	FC14	.551"	.984"		White	100 pcs

Dimensions are approximate and subject to technical changes. Use **Part No.** for ordering and **Type** for specification purposes.

Convolved Tubing

Convolved tubing provides an efficient method of routing and protecting wire harness assemblies, while reducing the chance of installation damage. It also can serve to protect valuable wiring circuits.

HellermannTyton's convolved tubing offers excellent protection against vibration wear, water, snow, ice, and the effects of heat, cold, and sunlight on cables and wires.



Product Selection							
Article No.	Part No.	Type	Nominal	D	D2	Wall Thickness	Pkg. Qty.
Polyethylene (PE), Black							
169-60509	CTP140STD	CTP140	.250"	.40"	.27"	.004"	3200 ft.
169-60515	CTP380STD	CTP380	.380"	.526"	.380"	.005"	1900 ft.
169-60507	CTP120STD	CTP120	.50"	.70"	.516"	.005"	1100 ft.
169-60517	CTP580STD	CTP580	.625"	.837"	.639"	.005"	800 ft.
169-60513	CTP340STD	CTP340	.750"	.989"	.759"	.005"	550 ft.
169-60501	CTP10STD	CTP10	1"	1.32"	1.06"	.005"	300 ft.
169-60505	CTP1140STD	CTP1140	1.250"	1.50"	1.257"	.006"	250 ft.
169-60503	CTP1120STD	CTP1120	1.5"	1.947"	1.65"	.006"	150 ft.
169-60511	CTP20STD	CTP20	2"	2.42"	2.05"	.011"	100 ft.
Polyamide 6 (PA6), Black with Gray Stripe							
169-60009	CTN140STD	CTN140	.250"	.40"	.27"	.004"	3200 ft.
169-60015	CTN380STD	CTN380	.380"	.526"	.380"	.005"	1900 ft.
169-60007	CTN120STD	CTN120	.50"	.70"	.516"	.005"	1200 ft.
169-60017	CTN580STD	CTN580	.625"	.837"	.639"	.005"	800 ft.
169-60013	CTN340STD	CTN340	.750"	.989"	.759"	.005"	550 ft.
169-60001	CTN10STD	CTN10	1"	1.32"	1.06"	.005"	300 ft.
169-60005	CTN1140STD	CTN1140	1.250"	1.50"	1.257"	.006"	250 ft.
169-60003	CTN1120STD	CTN1120	1.5"	1.947"	1.65"	.006"	150 ft.
169-60011	CTN20STD	CTN20	2"	2.42"	2.05"	.011"	100 ft.

Standard tubing is slit. Unslit is available upon request. Please contact HellermannTyton for pre-cut length requirements. Colors are available dependent upon order volume. Dimensions are approximate and subject to technical changes. Use **Part No.** for ordering and **Type** for specification purposes.

Convolute Tubing Dispenser Box

The convoluted tubing dispenser boxes offer an efficient packaging option. The sturdy and compact dispenser boxes allow for easy storage and moving around in the work area. The reel inside the box allows for tangle free dispensing, making it much easier to work with the product. Convoluted tubing in dispenser boxes is available in polyamide 6 material – 1/4", 3/8", 1/2", 3/4" and 1" sizes.



Product Selection

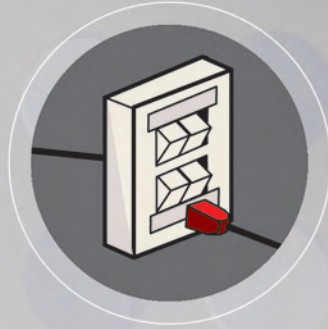
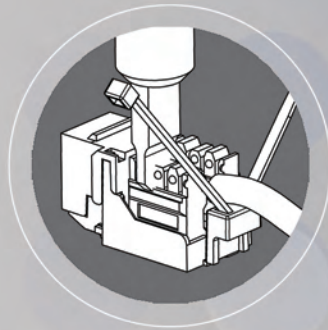
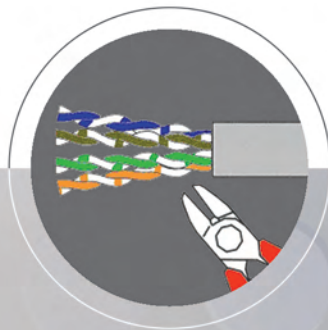
Article No.	Part No.	Type	Description	Pkg. Qty.
169-60022	169-60022	CTN140	1/4" Convoluted Tubing, Slit - Polyamide 6, Black	100 ft.
169-60018	169-60018	CTN380	3/8" Convoluted Tubing, Slit - Polyamide 6, Black	100 ft.
169-60019	169-60019	CTN120	1/2" Convoluted Tubing, Slit - Polyamide 6, Black	100 ft.
169-60020	169-60020	CTN340	3/4" Convoluted Tubing, Slit - Polyamide 6, Black	100 ft.
169-60021	169-60021	CTN10	1" Convoluted Tubing, Slit - Polyamide 6, Black	50 ft.

Dimensions are approximate and subject to technical changes. Use **Part No.** for ordering and **Type** for specification purposes.

APPENDIX AND PART NUMBER INDEX

CONNECTING THE POINTS FOR A COMPLETE SOLUTION

Standards Overview228-229
Installation Practices230-239
Glossary240-244
Acronyms and Abbreviations245



Standards

Industry standards are published guidelines derived from many industry participants such as manufacturers, engineers, consultants, and distributors. The main objective of these standards is to provide requirements and guidelines for the design and installation of a cabling system infrastructure within a commercial building. These standards allow manufacturers to produce equipment and components that will be interoperable in a standard building/cabling environment. Standards also provide performance category benchmarks such as Cat 6A, Cat 6, and Cat 5e as well as guidelines for planning, designing, and proper installation of the overall cabling system.

HellermannTyton is an active voting member in the ANSI/EIA/TIA Standards Organizations and manufactures product solutions that meet and exceed all applicable standards. As such, it is our ongoing commitment to comply with both existing and future standards.

Prominent Published Standards

ANSI/TIA/EIA-568-C

- 568-C.0: Generic Telecommunications Cabling for Customer Premises
- 568-C.1: Commercial Building Telecommunications Cabling Standards
- 568-C.2: Balanced Twisted-Pair Telecommunication Cabling and Components Standards
- 568-C.3: Optical Fiber Cabling Components Standard

- TIA-569-B: Telecommunications Pathways and Spaces
- TIA-570-B: Addendum 1, Residential Telecommunications Infrastructure Standard
- TIA-606-A: Addendum 1, Administration of Equipment Rooms and Data Center Computer Rooms
- TIA-758-A: Customer Owned Outside Plant Telecommunications Infrastructure Standard
- TIA-862: Building Automation Systems Cabling Standard for Commercial Buildings
- TIA-942: Telecommunications Infrastructure Standards for Data Centers
- TIA-1005: Telecommunications Infrastructure Standard for Industrial Premises

Standards *continued*

- ANSI-J-STD-607-A: Commercial Building Grounding (Earthing) and Bonding Requirements
for Telecommunications
- IEEE 802.3: Ethernet Standards
- ISO/IEC 11801: International Generic Cabling for Customer Premises

The ANSI/TIA/EIA-606-A standard will have several new requirements and recommendations for administration. The standard has 4 classes of administration:

Administration

Modern buildings require an effective telecommunications infrastructure to support the wide variety of services that rely on the electronic transport of information. This infrastructure can be thought of as the collection of those components (telecommunications spaces, cable pathways, grounding, wiring and termination hardware) that provide the basic support for the distribution of all information within a building or campus. Administration of the telecommunications infrastructure include documentation (labels, records, drawings, reports, and work orders) of cables, termination hardware, patching and cross connect facilities, conduits, and other pathways, telecommunications rooms, and other telecommunications spaces. TIA/EIA-606-A Administration Standard for the telecommunications infrastructure of commercial buildings was released in August, 1993 and updated in 2008. This document sets the guidelines for administration of the telecommunications wiring system.

CLASS 1

Fewer than 100 users and 1 TR

CLASS 2

100s of users and multiple TRs in a single building

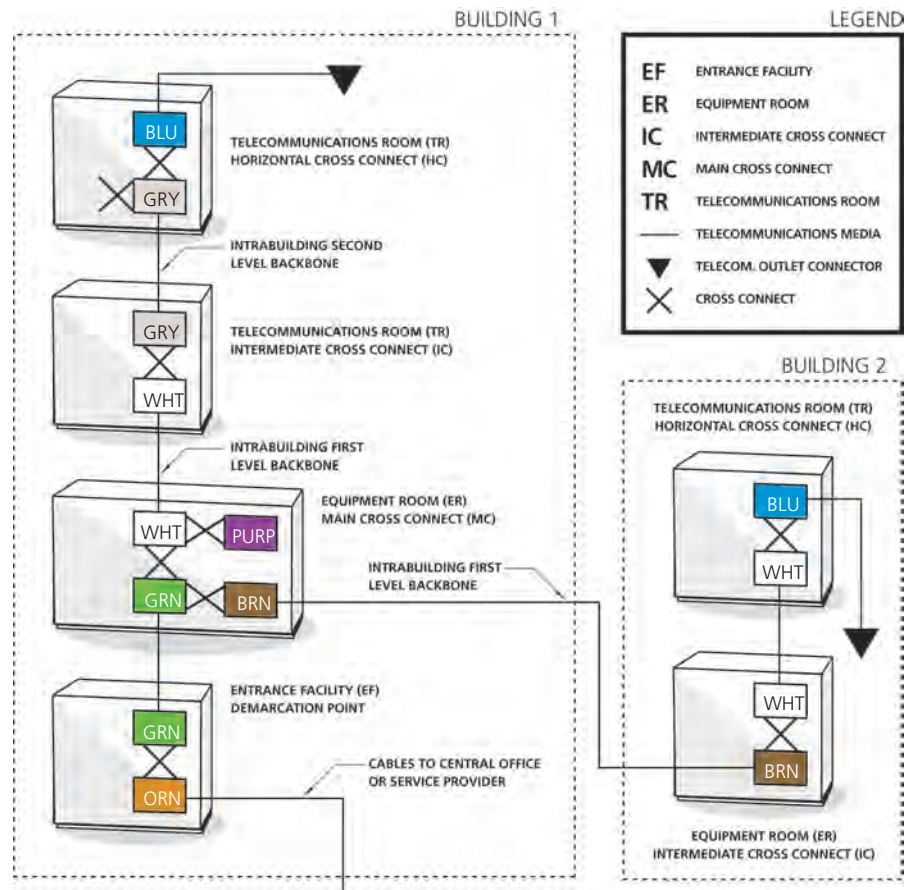
CLASS 3

Campus environment – 1000's of users, multiple buildings, multiple TRs in each building

CLASS 4

Connecting multiple Class 3 installations at different geographic locations

The standard is designed to accommodate all types of installations. For each Class, there are different labeling requirements and recommendations.



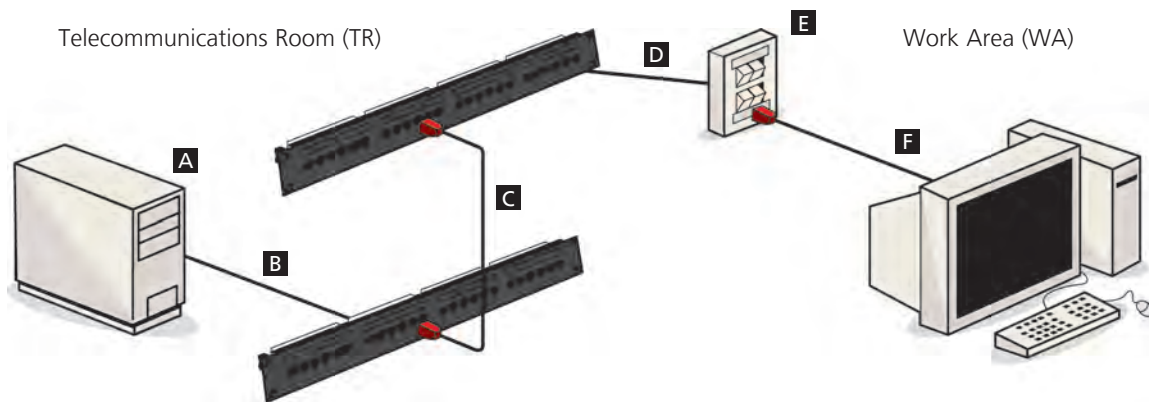
606 Standard Color Chart

TERMINATION TYPE	COLOR	COMMENTS
Demarcation point	Orange	Central office connection
Network connections	Green	Network connections or auxiliary circuit termination
Common equipment	Purple/Violet	Connections to PBX, mainframe, LAN, multiplexer
First level backbone	White	MC-IC cable terminations
Second level backbone	Gray	IC-TR cable terminations
Horizontal	Blue	Horizontal cable terminations in TRs
Interbuilding backbone	Brown	Campus cable terminations
Other	Yellow	Auxiliary, maintenance, alarms, security, etc.
Key telephone systems	Red	Connections to key telephone systems

Horizontal Cabling

Extends from the telecommunications outlet/connector (TO) to the horizontal cross connect (HC).

Horizontal Cabling System Structure



- A** Customer premises equipment
- B** HC equipment cord
- C** Patch cords/cross connect jumpers used in the HC including equipment cables/cords, should not exceed 5m (16 ft.)
- D** Horizontal cable 90m (295 ft.) max. total
- E** Telecommunications outlet/connector (TO)
- F** WA equipment cord not to exceed 5m (16 ft.)

Recognized media:

4-pair 100 Ω Unshielded Twisted Pair (UTP)

4-pair 100 Ω Shielded Twisted Pair (F/UTP)

62.5/125 μm Multimode Optical Fiber (OM1)

50/125 μm Multimode Optical Fiber (OM2)

50/125 μm Laser Optimized Multimode Optical Fiber (OM3 & OM4)

Single mode fiber can be used anywhere in the network.

*300m (984 ft) in collapsed back bone.

Maximum Distance (MC to HC):

90m (295 ft)

90m (295 ft)

90m (295 ft)

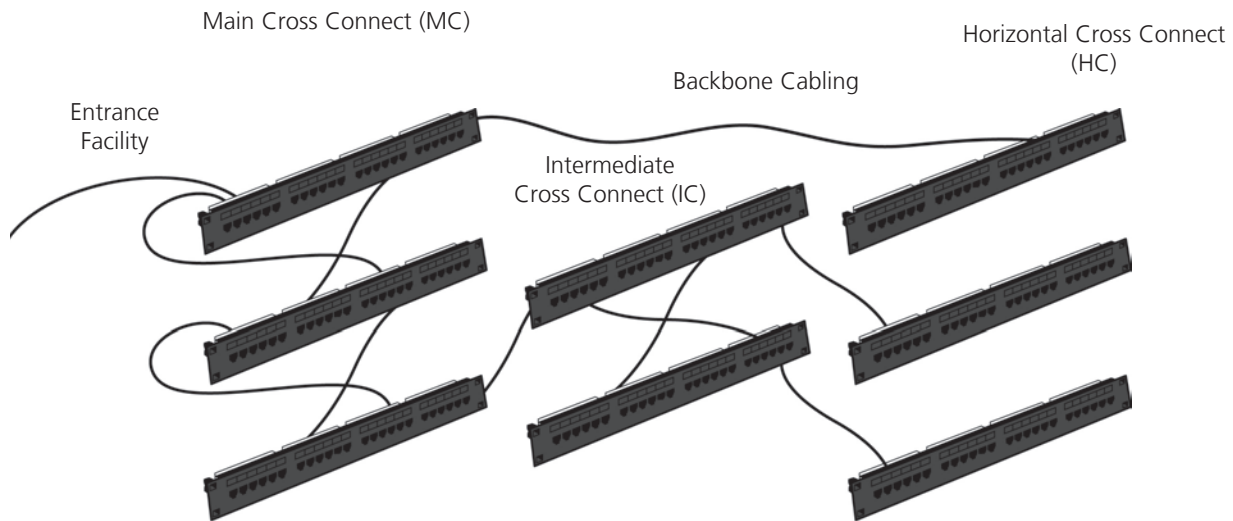
90m* (295 ft)

90m* (295 ft)

Backbone Cabling

Provides interconnection between telecommunications rooms, equipment rooms, and entrance facilities.

Backbone Cabling System Structure



Recognized media:

4-pair 100 Ω Unshielded Twisted Pair (UTP)
 4-pair 100 Ω Shielded Twisted Pair (F/UTP)
 62.5/125 μm Multimode Optical Fiber (OM1)
 50/125 μm Multimode Optical Fiber (OM2)
 50/125 μm Laser Optimized Multimode Optical Fiber (OM3)
 50/125 μm 850nm Laser Optimized Optical Fiber (OM4)
 Single mode fiber can be used anywhere in the network

Maximum Distance (MC to HC):

90m (295 ft)
 90m (295 ft)
 2,000m (6,560 ft)
 2,000m (6,560 ft)
 2,000m (6,560 ft)
 4,700m (15,420 ft)

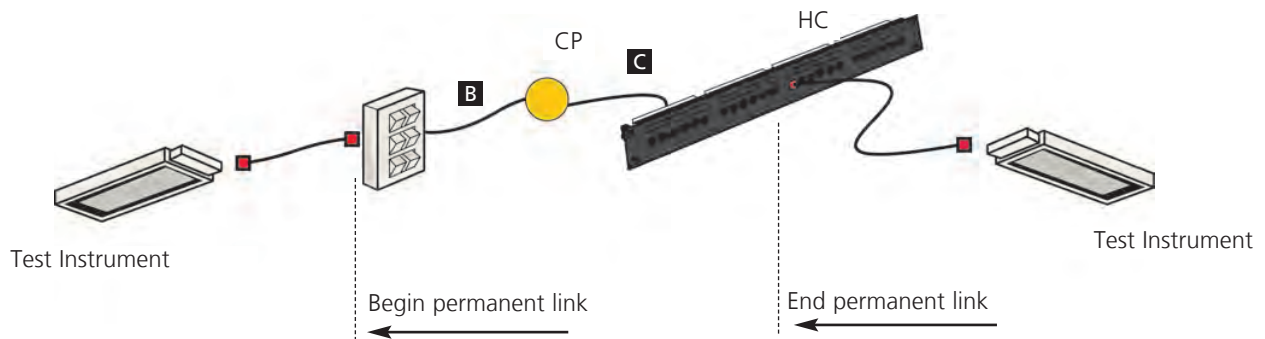
Note:

- Patch cords and jumpers at the main cross connect (MC) and the intermediate cross connect (IC) should not exceed 20 m (66 ft.)

Transmission Performance Specifications for Field Testing of UTP Cabling Systems

Permanent Link Configuration

- Up to 90 meters (295 ft.) of horizontal cable (B,C)
- A telecommunications/outlet connector
- A horizontal cross connect (HC)
- An optional transition/consolidation point (CP)



Maximum Length of B + C = 90 m (295 ft.)

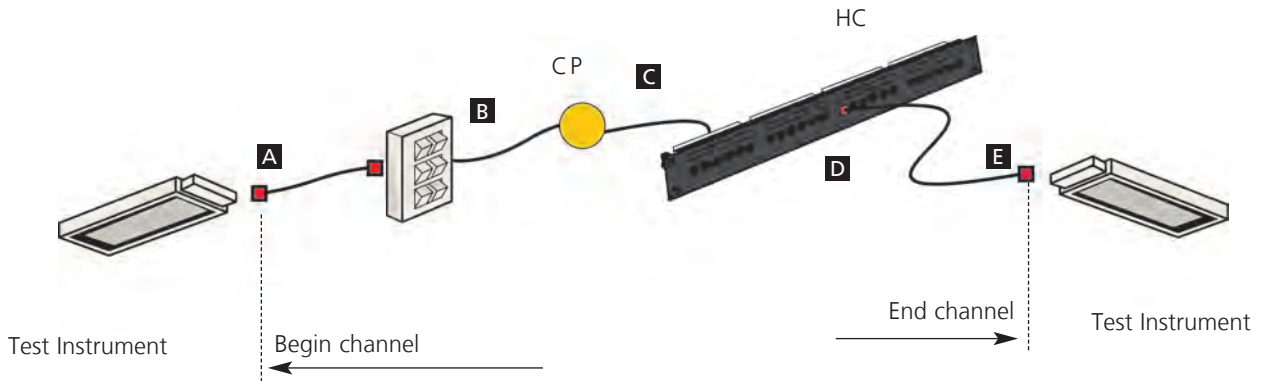
CABLING TYPE	FREQUENCY (MHz)	INSERTION LOSS (dB)	NEXT (dB)	Permanent Link Requirements		
				PSNEXT (dB)	ELFEXT (dB) (ACR-F)	RETURN LOSS (dB)
Category 5e	100	21.0	32.3	29.3	18.6	12.0
Category 6	100	18.6	41.8	39.3	24.2	14.0
Category 6	250	31.1	35.3	32.7	16.2	10.0
Category 6A	500	43.8	26.7	23.8	10.2	8.0

Performance as specified in ANSI/TIA-568-C.2

Channel Configuration

- Up to 90 meters (295 ft.) of horizontal cable (B,C)
- A telecommunications/outlet connector (A)
- Up to 2 horizontal cross connect connections in the telecommunications room (HC)
- A patch cord or jumper (D)
- A work area cord (A)
- A telecommunications room equipment cord (E)
- An optional transition/consolidation point connector (CP)

Note: When a maximum horizontal length of 90 meters (295 ft) is used, then the total length of the equipment cord, patch cord or jumper, and work area cord shall not exceed 10 meters (33 ft.).



Maximum Lengths

$B + C = 90 \text{ m (295 ft.)}$

$A + B + C + D + E = 100 \text{ m (328 ft.)}$

CABLING TYPE	FREQUENCY (MHz)	INSERTION LOSS (dB)	NEXT (dB)	PSNEXT (dB)	Channel Requirements	
					ELFEXT (dB) (ACR-F)	RETURN LOSS (dB)
Category 5e	100	24.0	30.1	27.1	17.4	10.0
Category 6	100	21.3	39.9	37.1	23.3	12.0
Category 6	250	36.0	33.1	30.2	15.3	8.0
Category 6A	500	49.3	26.1	23.2	9.3	6.0

Performance as specified in ANSI/TIA-568-C.2

Recommended Installation Practices

UTP Connector Terminations

Strip back only as much cable jacket as is required for termination and maintain pair twists as close as possible to the point of mechanical termination.

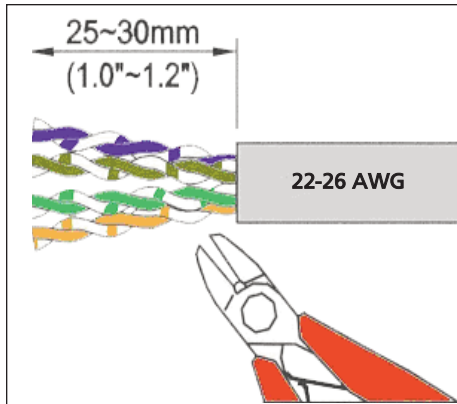
- CAT3 maximum allowed untwisting: 3" (75 mm)
- CAT5e maximum allowed untwisting: 1/2" (13 mm)
- CAT6 maximum allowed untwisting: 1/2" (13 mm)
- CAT6A maximum allowed untwisting: 1/2" (13mm)

Cable Management

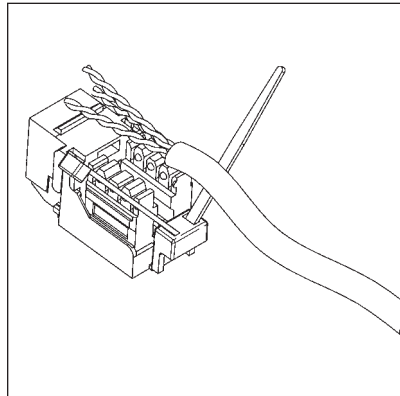
- Maintain a minimum bend radius of four times the cable diameter for copper and ten times the cable diameter for fiber
- Apply cable ties or Grip Ties loosely and at random intervals
- Avoid stretching cable
- Use appropriate methods for dressing and securing cables:
 - > Wire Management Brackets
 - > Cable Ties
 - > Cable Management Panels
 - > Grip Ties
- Do not exceed more than 25 lbs. of pulling tension on 4-pair cables
- Never bend cables more than 90 degrees

Keystone Jack Installation Instructions

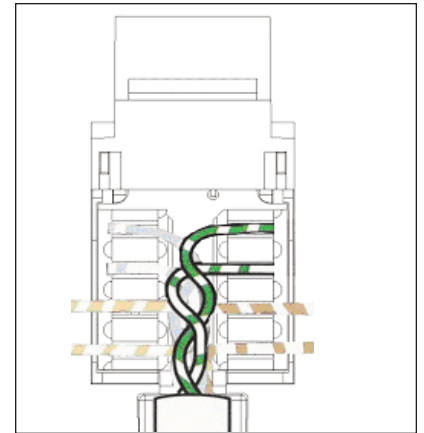
Prepare cable, cut back sheath to the appropriate length.



Lay cable onto outlet and secure with cable tie.



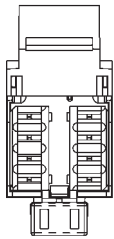
Punch down pairs nearest to jack first.



Use appropriate wiring scheme.

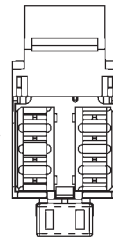
568B

White/Blue 5	8 Brown
Blue 4	7 White/Brown
White/Orange 1	6 Green
Orange 2	3 White/Green



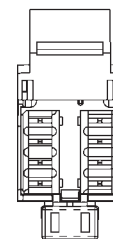
568A

White/Blue 5	8 Brown
Blue 4	7 White/Brown
White/Green 1	6 Orange
Green 2	3 White/Orange



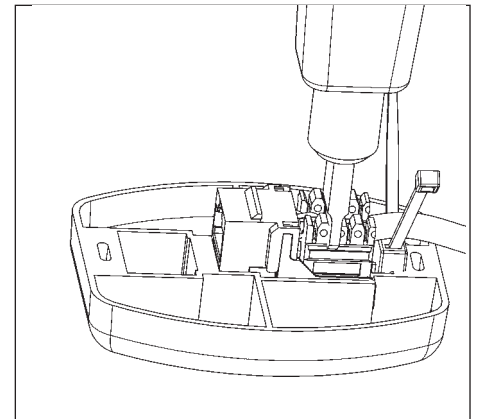
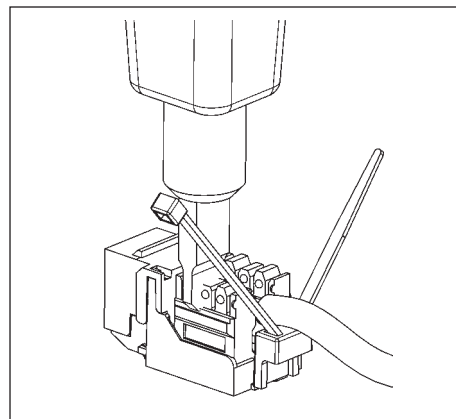
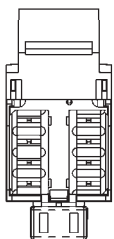
CAT 3 USOC (6P6C)

White/Blue 4	8 N/C
Blue 3	7 N/C
White/Green 1	5 Orange
Green 6	2 White/Orange



CAT 3 USOC (8P8C)

White/Blue 5	8 Brown
Blue 4	1 White/Brown
White/Green 2	6 Orange
Green 7	3 White/Orange




Shielded Jack Installation Instructions


Tools required:

- Cyclops or no nicks type cable sheath stripping tool
- Hand Termination Tool (HT6ASCT)
- Scissors

1. Remove all of jack contents from packaging. Including: jack body, manifold and lid.



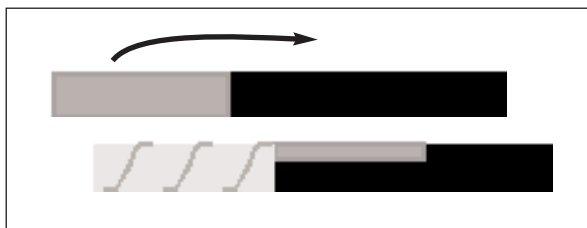
2. Slide lid onto end of cable to be terminated.



3. Strip cable back approximately 1-1/2" taking care not to nick or tear foil shielding.



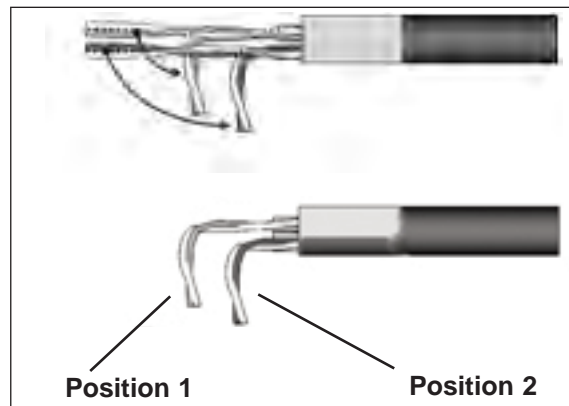
4. Carefully bend shielding back against the cable.



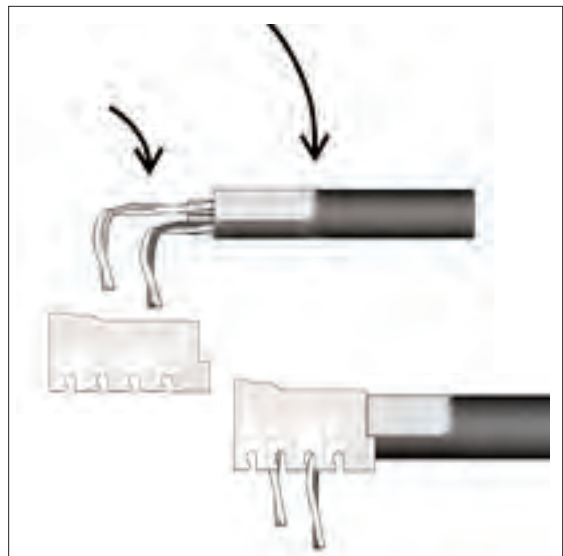
5. Locate and trim grounding wire and any mesh or plastic covering the wires.



6. Manipulate cables so they are properly lined up for desired wiring scheme determined by the manifold. Gently bend pairs into a first position and second position orientation.

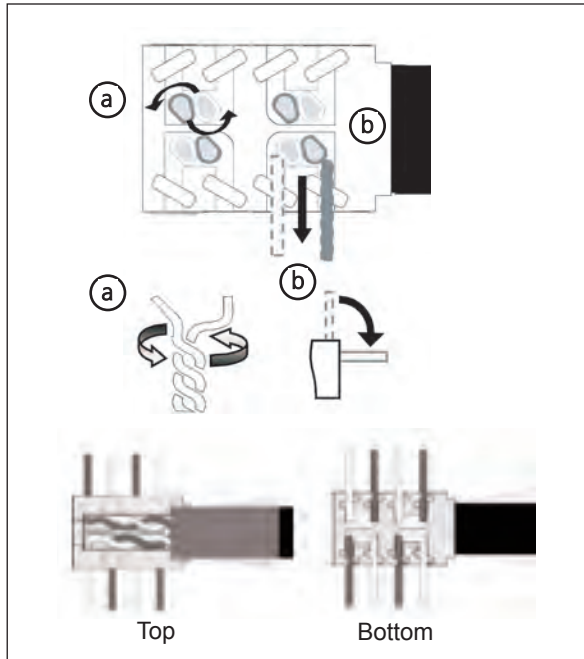


7. Pull cables through manifold in desired wiring scheme guides, taking care that all cables are within manifold channel on the top.

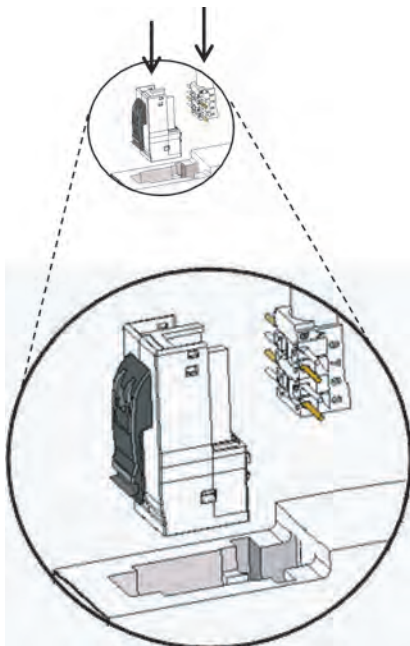


Shielded Jack Installation Instructions *continued*

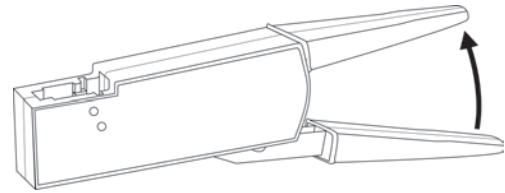
8. Once cables are in desired placement, untwist pairs (a) and pull into place through bottom of manifold (b). If desired, trim the cables leaving at least $\frac{1}{4}$ " of wire from manifold side, prior to insertion into tool.



9. Place jack body in tool with RJ45 opening down and black tab facing away from handles. Insert manifold, bottom (split-pair side) towards jack body.



10. Squeeze handles of tool to cut, terminate and seat manifold onto jack body. Release handles and pull jack from tool.

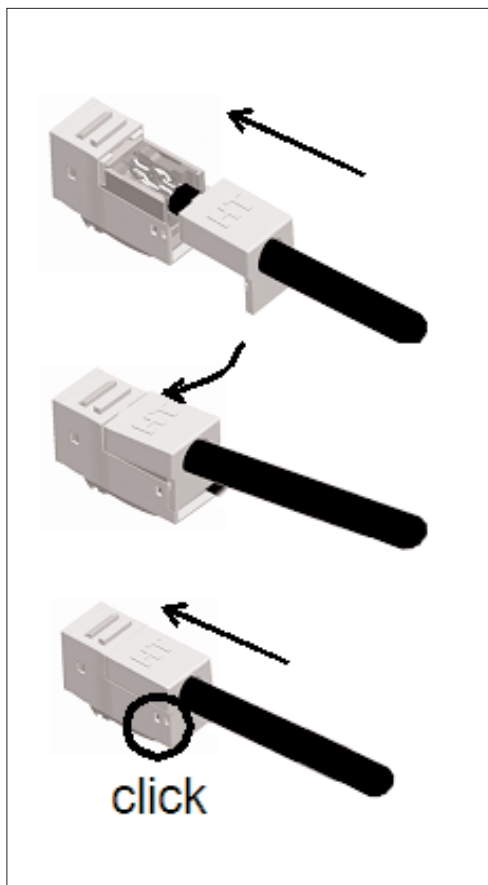


11. Fold shielding back over jack manifold. Trim or fold foil to stay within manifold outline. Reflective side of foil needs to be on top.




Shielded Jack Installation Instructions *continued*

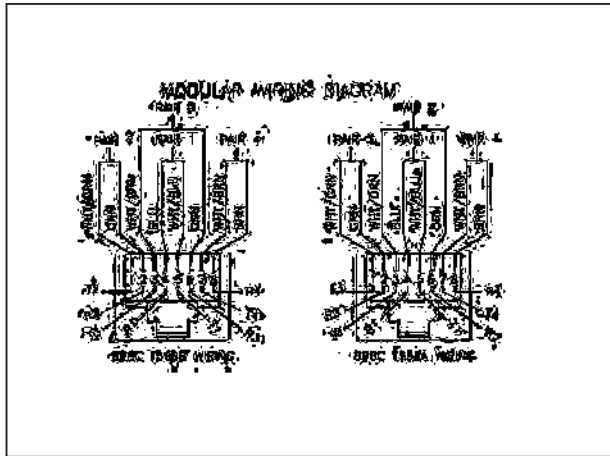
12. Slide lid over shielding and jack body while pushing down and inward. Take care not to tear or bend the foil. Foil removed from graphic to show detail. Correct installation will result with a “click” noting that it is shut. Confirm that jack is closed tightly by confirming cover is clicked in to latch towards cable.



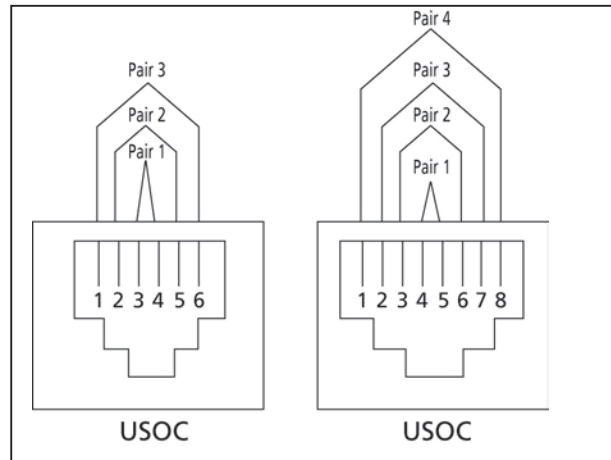
If re-termination is required, a small flathead screwdriver can be placed in the groove on the top of the lid (space between lid and body) to remove the lid. Once the lid is removed, the screwdriver can be used to push up against the manifold to release it from the IDC connections. The separate wires can then be released and the termination process can be redone.



Category 6A, 6 and 5e



Category 3



Standard 4 Pair Wire Color Codes

PAIRS	COLOR/CODE	PAIR ID	66 OR 110 POSITION	T568B	T568A	6 CONDUCTOR USOC	8 CONDUCTOR USOC
Pair 1	White/Blue	T1	1	5	5	4	5
	Blue/White	R1	2	4	4	3	4
Pair 2	White/Orange	T2	3	1	3	2	6
	Orange/White	R2	4	2	6	5	3
Pair 3	White/Green	T3	5	3	1	1	2
	Green/White	R3	6	6	2	6	7
Pair 4	White/Brown	T4	7	7	7	–	1
	Brown/White	R4	8	8	8	–	8

Glossary of Terms

A

Administration The method for labeling, identification, documentation and usage needed to implement moves, additions and changes of the telecommunications infrastructure.

Alien CrossTalk (AXT) Signal coupling from disturbing pairs into a disturbed pair of neighboring channel.

Alien Far-End Crosstalk Loss (AFEXT) Signal coupling from disturbing pairs into a disturbed pair of a neighboring channel measured at the far-end.

Alien Near-End Crosstalk Loss (ANEXT) Signal coupling from disturbing pairs into a disturbed pair of a neighboring channel measured at the near-end.

Asynchronous Transfer Mode (ATM) Technology selected by the International Telecommunications Union for broadband ISDN. This communications protocol is also specified by the ATM Forum for 155 Mb/s transmission over twisted-pair cable and various bit rate optical fiber cabling applications.

Attenuation A reduction in power or amplitude of the transmitted signal. In cables, it is generally expressed in decibels per unit length.

Attenuation to Crosstalk Ratio (ACR) The difference between attenuation and crosstalk measured in decibels.

Attenuation to Alien Crosstalk Ratio Far-End (AACRF) Difference, in dB, between the alien far-end crosstalk from a disturbing pair of a 4-pair channel, permanent link, or component and the insertion loss of the disturbed pair in another 4-pair channel permanent link or component. Previously referred to as Equal Level Far-End Crosstalk (ELFEXT) before 6A standard was released.

B

Backbone Cabling Cable and connecting hardware that comprise the main and intermediate cross connects, as well as cable runs that extend between telecommunications rooms, equipment rooms and entrance facilities.

Balance An indication of signal voltage equality and phase polarity on a conductor pair. Perfect balance occurs when the signals across a twisted pair are equal in magnitude and opposite in phase with respect to ground.

Balanced Signal Transmission Two voltages, equal and opposite in phase with respect to each other, across the conductors of a twisted pair (commonly referred to as “tip and ring”).

Balun An impedance matching transformer used to convert unbalanced coaxial signals to balanced signals.

Bandwidth A range of frequencies, usually the difference between the upper and lower limits of the range, typically expressed in megahertz (MHz). It is used to describe the information-carrying capacity of a medium. In copper and optical fibers, the bandwidth decreases with increasing length. Optical fiber bandwidth is specified in megahertz kilometers (MHz-km).

Basic Link Test Configuration Horizontal cable of up to 90 m (295 ft) plus up to 2 m (6.5 ft) of test equipment cord from the main unit of the tester to the local connection, and up to 2 m (6.5 ft) of test equipment cord from the remote connection to the remote unit of the tester. Maximum length is 94 m (308 ft).

Bundled Cable An assembly of two or more cables continuously bound together to form a single unit prior to installation (sometimes referred to as “loomed”, “speed-wrap” or “whip cable” constructions).

Bus Topology A linear configuration where all network devices are placed on a single length of cable. It requires one backbone cable to which all network devices are connected.

C

Cable Sheath A covering over the optical fiber or conductor assembly that may include one or more metallic members, strength members or jackets.

Cabling A combination of cables, wire, cords and connecting hardware used in the telecommunications infrastructure.

Campus Backbone Cabling between buildings that share telecommunications facilities.

Campus Distributor (CD) The international term for main cross connect the distributor from which the campus backbone cable emanates.

Category

1. ANSI/TIA-568-C series of documents, the North American standards for cabling describes mechanical properties and transmission characteristics of unshielded twisted pair (UTP) cables and shielded twisted pair (ScTP) cables and assigns a unique number classification (Category 3, Category 5, Category 5e, and Category 6).
2. ISO/IEC IS 11801 2nd edition, the international standard for cabling and local standardization documents define cabling component categories based on transmission performance parameters such as attenuation and NEXT loss, over a specified frequency range.

Channel The end-to-end transmission path connecting any two points at which application specific equipment is connected. Equipment and work area cables are included in the channel.

Common Mode Transmission A transmission scheme where voltages appear equal in magnitude and phase across a conductor pair with respect to ground. May also be referred to as “longitudinal mode”.

Consolidation Point (CP) A location for interconnection between horizontal cables that extend from building pathways and horizontal cables that extend into work area pathways.

Cross Connect A facility enabling the termination of cables as well as their interconnection or cross connection with other cabling or equipment. Also known as a distributor.

Cross Connection A connection scheme between cabling runs, subsystems and equipment using patch cords or jumpers that attach to connecting hardware on each end.

Crosstalk Noise or interference caused-by electro-magnetic coupling from one signal path to another. Crosstalk performance is expressed in decibels.

D

Decibel (dB) A standard unit for expressing transmission gain or loss as derived from a ratio of signal voltages or power.

Delay Skew The difference in propagation delay between the fastest and slowest pair in cable or cabling system.

Demarcation Point (DP) A point at which two services may interface and identify the division of responsibility.

Differential Mode Transmission A transmission scheme where voltages appear equal in magnitude and opposite in phase across a twisted pair with respect to ground. May also be referred to as balanced mode.

E

Electromagnetic Interference (EMI) The interference in signal transmission or reception caused by the radiation of electrical and magnetic fields.

Electronic Industries Alliance (EIA) An organization that sets standards for interfaces to ensure compatibility between data communications equipment and data terminal equipment.

Entrance Facility (EF) An entrance to a building for both public and private network service cables (including antennae) including the entrance point at the building wall and continuing to the entrance room or space. Entrance facilities are often used to house electrical protection equipment and connecting hardware for the transition between outdoor and indoor cable.

Entrance Facility, Telecommunications An entrance to a building for both public and private network service cables (including antennae) beginning with the entrance point at the building wall and continuing to the entrance room or space.

Entrance Point, Telecommunications The point of emergence of telecommunications conductors through an exterior wall, a concrete floor slab, or from a rigid metal conduit or intermediate metal conduit.

Equal Level Far-End Crosstalk (ELFEXT) Crosstalk measured at the opposite end from which the disturbing signal is transmitted normalized by the attenuation contribution of the cable or cabling.

Equal Level Transverse Conversion Transfer Loss (ELTCTL) A calculation, expressed in dB, of the difference between measured TCTL and the differential mode insertion loss of the disturbed pair.

Equipment Cable A cable or cable assembly used to connect telecommunications equipment to horizontal or backbone cabling.

Equipment Room (ER) A centralized space for telecommunications equipment that serves the occupants of the building or multiple buildings in a campus environment. An equipment room is considered distinct from a telecommunications room because it is considered to be a building or campus serving (as opposed to floor serving) facility and because of the nature or complexity of the equipment that it contains.

F

Far-End Crosstalk (FEXT) Crosstalk measured at the opposite end from which the disturbing signal is transmitted.

Firestop A material, device, or assembly of parts installed in a cable pathway at a fire-rated wall or floor to prevent passage of flame, smoke or gases through the rated barrier (e.g. between cubicles or separated rooms or spaces).

G

Ground A conducting connection, whether intentional or accidental, between an electrical circuit (telecommunications) or equipment and earth, or to some conducting body that serves in place of the earth.

H

Hertz (Hz) A measure of frequency as defined in units of cycles per second.

Home-Run Cabling A distribution method in which individual cables are run directly from the horizontal cross connect to each telecommunications outlet. This configuration is also known as “star topology”.

Horizontal Cabling The cabling between and including the telecommunications outlet and the horizontal cross-connect.

Horizontal Cross-Connect (HC) A cross connect of horizontal cabling to other cabling, e.g., horizontal, back bone, or equipment.

Hub Equipment that serves as the centralized connection point for a network or portion thereof. Hubs are used for multiplexing, multi-port bridging functions, switching and test access. They can be either passive or active and are not considered to be part of the cabling infrastructure.

Hybrid Cable An assembly of two or more cables, of the same or different types or categories, covered by one overall sheath.

I

Infrastructure A collection of those telecommunications components, excluding equipment, that together provide the basic support for the distribution of all information within a building or campus.

Insertion Loss

1. The loss resulting from the insertion of a device in a transmission line, expressed as the reciprocal of the ratio of the signal power delivered to that part of the line following the device to the signal power delivered to that same part before insertion.
2. In an optical fiber system, the loss of optical power caused by inserting a component, such as a connector, coupler or splice, into a previously continuous optical path.

Insulation Displacement Connection (IDC) A wire connection device that penetrates the insulation of a copper wire when it is being inserted (punched down) into a metal contact, allowing the electrical connection to be made.

Intelligent Hub A hub that performs bridging and routing functions in a collapsed backbone environment.

Interbuilding Backbone Telecommunications cable(s) that are part of the campus subsystem that connect one building to another.

Interconnection A connection scheme that provides direct access to the cabling infrastructure and the ability to make cabling system changes using equipment cords.

Intermediate Cross-Connect (IC) The connection point between a backbone cable that extends from the main cross connect (first-level backbone) and the backbone cable from the horizontal cross-connect (second-level backbone).

Intermediate Distribution Frame (IDF) In a central office or customer premises, a frame that (a) cross connects the user cable media to individual user line circuits and (b) may serve as a distribution point for multipair cables from the main distribution frame (MDF) to individual cables connected to equipment in areas remote from these frames.

Intrabuilding Backbone Telecommunications cable(s) that are part of the building subsystem that connect one equipment room to another.

J

Jumper Wire An assembly of twisted pairs without connectors on either end used to join telecommunications links at a cross connect.

K

Keying The mechanical feature of a connector system that guarantees correct orientation of a connection or prevents the connection to a jack, or to an optical fiber adapter of the same type intended for another purpose.

L

Link An end-to-end transmission path provided by the cabling infrastructure. Cabling links include all cables and connecting hardware that comprise the horizontal or backbone subsystems. Equipment and work area cables are not included as part of a link.

Local Area Network (LAN) A geographically limited data communications system for a specific user group consisting of a group of interconnected computers, sharing applications, data and peripheral devices such as printers and drives intended for the local transport of data, video, and voice.

Local Exchange Carrier (LEC) The local regulated provider of public switched telecommunications services.

Longitudinal Conversion Loss (LCL) A measure (in dB) of the differential voltage induced on a conductor pair as a result of subjecting that pair to longitudinal voltage. LCL is considered to be a measure of circuit balance.

M

Main Cross Connect (MC) A cross connect for first level backbone cables, entrance cables, and equipment cables.

Modular Jack A telecommunications outlet/connector for wire or cords as defined in the FCC Part 68 Subpart F. Modular jacks can have 4, 6 or 8 contact positions, but not all the positions need be equipped with contacts.

Modular Plug A telecommunications connector for wire or cords as defined in the FCC Part 68 Subpart F. Modular plugs can have 4, 6 or 8 contact positions, but not all the positions need be equipped with contacts.

Multimedia

1. An application that communicates to more than one of the human sensory receptors.
2. Applications that communicate information by more than one means or cabling media.

Multimode Optical Fiber An optical fiber that will allow many bound modes to propagate. The fiber may be either a graded index or step index fiber. Multimode optical fibers have a much larger core than single mode fibers.

Multi-User Telecommunications Outlet Assembly (MUTOA)

A grouping in one location of several telecommunications / outlet connectors.

N

Nanosecond (ns) One billionth of a second.

Near-End Crosstalk (NEXT Loss) The undesired coupling of a signal from one pair of wires to another. Signal distortion as a result of signal coupling from one pair to another at various frequencies.

Network Demarcation Point The point of interconnection between the local exchange carrier's telecommunication facilities and the telecommunications systems wiring and equipment as the end user's facility. This point shall be located on the subscriber side of the telephone company's protector or the equivalent thereof in cases where a protector is not required.

O

Open Office Cabling The cabling that distributes from the telecommunications closet to the open office area utilizing a consolidation point or multi-user telecommunications outlet assembly.

Outlet, Telecommunications A fixed connecting device where the horizontal cable terminates. The telecommunications outlet provides the interface to the work area cabling. Sometimes referred to as a telecommunications outlet/connector.

P

Patch Cord A length of cable with connectors on one or both ends used to join telecommunications links at a cross connect.

Patch Panel Connecting hardware that typically provides means to connect horizontal or backbone cables to an arrangement of fixed connectors that may be accessed using patch cords or equipment cords to form cross connections or interconnections.

Pathway A facility (i.e. conduit) for the placement and protection of telecommunications cables. Same as raceway or ducting.

Plenum A compartment or chamber to which one or more air ducts are connected and that forms part of the air distribution system.

Power Sum Alien Far-End Crosstalk Loss (PSAFEXT) Power sum of the unwanted signal coupling from multiple disturbing pairs of one or more 4-pair channels, permanent links, or components to a disturbed pair of another 4-pair channel, permanent link, or component, measured at the far-end.

Power Sum Alien Near-End Crosstalk Loss (PSANEXT) Power sum of the unwanted signal coupling from multiple disturbing pairs of one or more 4-pair channels, permanent links, or components to a disturbed pair of another 4-pair channel, permanent link, or component, measured at the near-end.

Power Sum Attenuation to Alien Crosstalk Ratio Far-End (PSAACRF) Difference, in dB, between the power sum alien far-end crosstalk from multiple disturbing pairs of one or more 4-pair channels, permanent links, or components and the insertion loss of the disturbed pair in another 4-pair channel permanent link or component. Previously referred to as power sum equal level far-end crosstalk (PSELFEXT) before 6A standard was released.

Power Sum Equal Level Far-End Crosstalk (PSELFEXT) A computation of the unwanted signal coupling from multiple transmitters at the near-end into a pair measured at the far-end, and normalized to the received signal level.

Power Sum Near-End Crosstalk (PSNEXT) A computation of the unwanted signal coupling from multiple transmitters at the near-end into a pair measured at the near-end.

Private Branch Exchange (PBX) A private switching system usually serving an organization, such as a business, located on the customer's premises. It switches calls both inside a building or premises and outside to the telephone network, and can sometimes provide access to a computer from a data terminal.

Propagation Delay The amount of time that passes between when a signal is transmitted and when it is received at the opposite end of a cable or cabling.

Punch Down A method for securing wire to a quick clip in which the insulated wire is placed in the terminal groove and pushed down with a special tool. As the wire is seated, the terminal displaces the wire insulation to make an electrical connection. The punch down operation may also trim the wire as it terminates. Also called cut down.

Q

Quick Clip An electrical contact used to provide an insulation displacement connection to telecommunications cables.

R

Raceway See Pathway

Return Loss Noise or interference caused by impedance discontinuities along the transmission line at various frequencies. Return loss is expressed in decibels.

Ring Conductor A telephony term used to describe one of the two conductors in a cable pair used to provide telephone service. This term was originally coined from its position as the second (ring) conductor of a tip-ring-sleeve switchboard plug.

S

Screen An element of a cable formed by a shield.

Shield A metallic layer placed around a conductor or group of conductors.

Star Topology

1. A method of cabling each telecommunications outlet/connector directly to a cross connect in a horizontal cabling subsystem.
2. A method of cabling each cross connect (HC and IC) to the main cross connect (MC) in a backbone cabling subsystem.

Surge A rapid rise in current or voltage usually followed by a fall back to a normal level. Also referred to as transient.

T

Telecommunications Any transmission, emission or reception of signs, signals, writings, images, sounds or information of any nature by cable, radio, visual, optical or other electromagnetic systems.

Telecommunications Room (TR) An enclosed space for housing telecommunications equipment, cable terminations and cross-connect cabling used to serve work areas located on the same floor. The telecommunications room is the typical location of the horizontal cross-connect and is considered distinct from an equipment room because it is considered to be a floor serving (as opposed to building or campus serving) facility.

Telecommunications Industry Association (TIA) An organization that sets standards for cabling, pathways, spaces, grounding, bonding, administration, field testing and other aspects of the telecommunications industry.

Tip Conductor A telephony term used to describe the conductor of a pair that is grounded at the central office when the line is idle. This term was originally coined from its position as the first (tip) conductor of a tip-ring-sleeve switchboard plug.

Topology The physical or logical layout of links and nodes in a network. These include star, ring and bus configurations.

Transfer Impedance A measure of shield effectiveness.

Transition Point (TP) A location in the horizontal cabling subsystem where flat undercarpet cabling connects to round cabling.

Transverse Conversion Transfer Loss (TCTL) A ratio of the measured common mode voltage on a pair relative to the differential mode voltage applied at the opposite end of the same pair, or on either end of another pair, expressed in dB.

Trunk A communication line between two switching systems. The term "switching systems" typically includes equipment in a central office (the telephone company) and PBXS. A tie trunk connects PBXS. Central office trunks connect a PBX to the switching system at the central office.

U

Unshielded Twisted Pair (UTP) A cable with multiple pairs of twisted insulated copper conductors bound in a single sheath.

W

Work Area The area where horizontal cabling is connected to the work area equipment by means of a telecommunication outlet. A station/desk which is served by a telecommunications outlet. Sometimes referred to as a "work station".

Work Area Cable A cable assembly used to connect equipment to the telecommunications outlet in the work area. Work area cables are considered to be outside the scope of cabling standards.

Acronyms & Abbreviations

AACRF	Attenuation to Alien Crosstalk Ratio Far-End	LAN	Local Area Network
ACR	Attenuation to Crosstalk Ratio	LC	Lucent Connector
ACRF	Attenuation to Crosstalk Ratio Far-End	LEC	Local Exchange Carrier
ACRN	Attenuation to Crosstalk Ratio Near-End	m	Meter
AFEXT	Alien Far End Crosstalk	MAC	Moves, Adds and Changes
ANEXT	Alien Near End Crosstalk	μm	Micron, one millionth of meter (0.000001); also micrometer
ANSI	American National Standards Institute	Mb/s	Megabits per second
ATM	Asynchronous Transfer Mode	MC	Main Cross Connect
AWG	American Wire Gauge	MHz	Megahertz
AXT	Alien Crosstalk	MM	Multimode
BER	Bit Error Rate	mm	Millimeter
b/s	Bits per second	MT-RJ	Mechanical Transfer Registered Jack
CM	Common Mode	MuTOA	Multi-user Telecommunications Outlet Assembly
CP	Consolidation Point	NEC	National Electrical Code
CPE	Customer Premises Equipment	NEMA	National Electrical Manufacturers Association
CSA	Canadian Standards Association	NEXT	Near End Crosstalk
dB	Decibel	NFPA	National Fire Protection Association
DD	Distribution Device	Ω	Ohm
EF	Entrance Facility	nm	Nanometer
EIA	Electronic Industries Alliance	PBX	Private Branch Exchange
ELFEXT	Equal Level Far End Crosstalk	PSAACRF	Power Sum Attenuation to Alien Crosstalk Ratio Far-End
ELTCTL	Equal Level of Transverse Conversion Transfer Loss	PSACRF	Power Sum Attenuation to Crosstalk Ratio, Far-End
EMC	Electromagnetic Compatibility	PSAFEXT	Power Sum Alien Far-End Crosstalk
EMI	Electromagnetic Interference	PSANEXT	Power Sum Alien Near-End Crosstalk
EMR	Electromagnetic Radiation	PSFEXT	Power Sum Far-End Crosstalk
ER	Equipment Room	PSNEXT	Power Sum Near-End Crosstalk
FCC	Federal Communications Commission	PVC	Polyvinyl Chloride
ft	Feet	SC	Subscription Channel
FEXT	Far end Crosstalk	SFF	Small Form Factor
FUTP	Foil (surrounding) Unscreened Twisted Pairs	SM	Single Mode
Gb/s	Gigabits per second	ST	Straight Tip
GHz	Gigahertz	STP	Shielded Twisted Pair
HC	Horizontal Cross Connect	TCL	Transverse Conversion Loss
HVAC	Heating, Ventilation and Air Conditioning	TCTL	Transverse Conversion Transfer Loss
Hz	Hertz	TIA	Telecommunications Industry Association
IC	Intermediate Cross Connect	TO	Telecommunications Outlet
IDC	Insulation Displacement Connection	TP	Transition Point
IEC	International Electrotechnical Commission	UL	Underwriters Laboratories Inc.
IEEE	Institute of Electrical and Electronic Engineers	USOC	Universal Service Order Code
ISDN	Integrated Services Digital Network	UTP	Unshielded Twisted Pair
ISO	International Standards Organization	WA	Work Area
Kb/s	Kilobit per second		
Km	Kilometer		



LITPDNCS-CD

HellermannTyton's Network Cabling Solutions catalog is also available on an interactive CD and online at www.hellermanntyton.us/literature.aspx. This environmentally friendly version lets you browse through the catalog quickly and easily at the convenience of your computer. The "always up-to-date" interactive catalog features products developed from our global design team whose focus is to create solutions which continuously solve customers' problems and improve their businesses. In addition, the electronic catalog offers the latest product information and will link you to HellermannTyton websites and additional product specifications. To obtain a free copy of the Network Cabling Solutions interactive CD please request: LITPDNCS-CD.



htnetwork.com

HTNETWORK.COM is an interactive website devoted specifically to telecommunications products. Quickly access information on telecom room, work area, raceway, and ID products. Offering specifications, product drawings such as CAD drawings and Visio shapes, installation procedures, test data and warranty information, as well as an online bill of materials function.

Visit www.htnetwork.com

ONLINE RESOURCES

<http://www.hellermanntyton.com>

HellermannTyton corporate website.

<http://www.htnetwork.com>

Detailed product, specification, and installation information on HellermannTyton's network cabling solutions products.

<http://www.htnow.com>

A distributor extranet for authorized HellermannTyton distributors.



WARRANTY POLICY

HellermannTyton products are warranted to be free from defects in material and workmanship at the time sold by us; but our obligation under this warranty and that of the seller is limited to the replacement of the product, and neither we nor the seller are bound by any other warranty, expressed, implied or statutory. Under no circumstances are we or the seller liable for any loss, damage, expenses or consequential damages of any kind arising out of the use or inability to use these products. All are sold with the understanding that the user will test them in actual use and determine their adaptability for the intended uses.

The above warranties and remedies are exclusive and in lieu of all other warranties and remedies whatsoever, express or implied, including, but not limited to, any implied warranties of merchantability or fitness for a particular purpose which HellermannTyton expressly disclaims.

HellermannTyton's products can be purchased through its network of distributor partners.

Your HellermannTyton Distributor:



HellermannTyton North American Corporate Headquarters

7930 N Faulkner Rd. P.O. Box 245017
Milwaukee, WI 53224-9517
Phone: 414.355.1130, 1.800.537.1512
Fax: 414.355.7341, 1.800.848.9866
Email: corp@htamericas.com

TS16949, ISO 9001 and ISO 14001 certified

HellermannTyton Canada

Unit #4, 205 Industrial Parkway North
Aurora, Ontario L4G 4C4 Canada
Phone: 1.800.661.2461
Fax: 1.800.390.3904
Email: sales@hellermanntyton.ca

LITPDNCS

Rev. 3

© HellermannTyton
July 2012
Printed in USA

HellermannTyton Mexico

Anillo Periferico Sur 7980 Edificio 2 - D
Parque Industrial Tecnologico II
Santa Maria Tequepexpan
Tlaquepaque, Jalisco, Mexico 45601
Phone: 011-52-33-3-133-9880
Fax: 011-52-33-3-133-9861
Email: info@hellermanntyton.com.mx

ISO 9001 certified

www.hellermann.tyton.com

HellermannTyton