

Wirewound Rheostat / Potentiometer

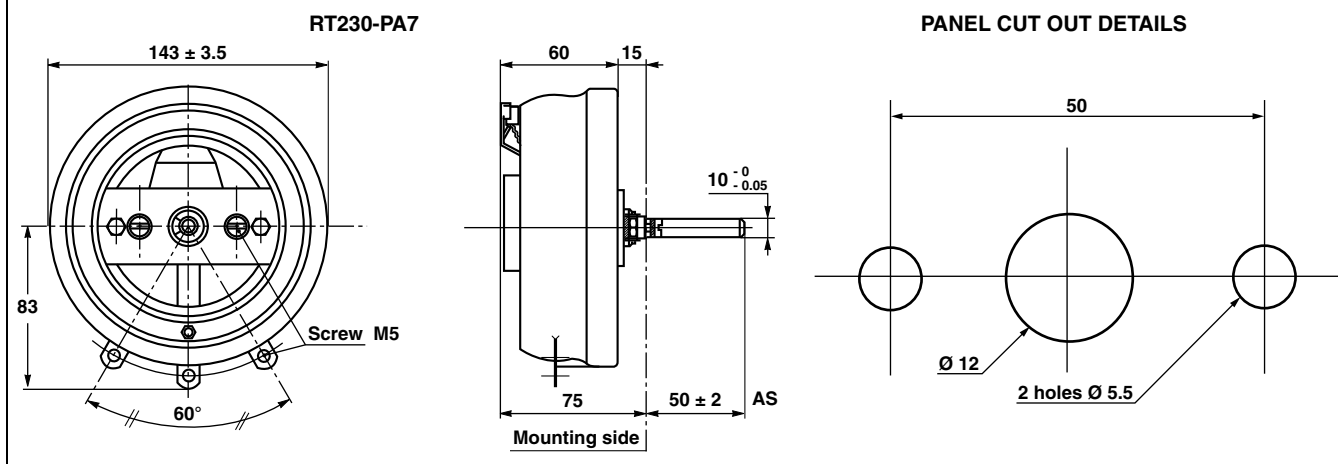


FEATURES

- 250 W at 25 °C
- CCTU 05-03B (PA7)
- Vitreous style
- Material categorization: for definitions of compliance please see www.vishay.com/doc?99912


RoHS
COMPLIANT

DIMENSIONS in millimeters



STANDARD ELECTRICAL SPECIFICATIONS

MODEL	RESISTANCE RANGE Ω	TOLERANCE $\pm \%$	RATED POWER $P_{25\text{ }^{\circ}\text{C}}$ W	VARIATION LAW STANDARD ⁽¹⁾	LIMITING ELEMENT VOLTAGE V	DIELECTRIC STRENGTH V_{RMS}	INSULATION RESISTANCE Ω
RT230	1 to 22K	10	250	Linear	1500	2000	10^9M (500 V_{CC})

Note

⁽¹⁾ On request: sectorial winding

CLIMATIC SPECIFICATIONS

Temperature range	-55 °C; +320 °C
Climatic category	CCTU 454 CEI 55 / 200 / 56

MECHANICAL SPECIFICATIONS

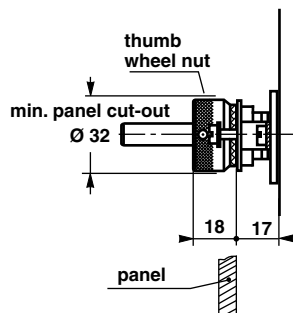
Mechanical protection	Vitreous
Mechanical travel	$300^{\circ} \pm 5^{\circ}$
Operating torque	1 Ncm to 50 Ncm
End stop torque	200 Ncm
Unit weight	1300 g

LOCKING DEVICE

This is supplied as an option.

The available spindle length is according to the panel thickness.

Order reference: DBA10



SPINDLES			
Ø mm	DISTANCE TO MOUNTING PLATE MM	SCREW DRIVER SLOT	CODE
10	50	Without	AS

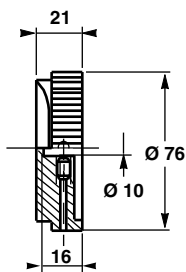
Note

- For any special requirement on request: spindle flats, etc. Please supply detailed drawing.

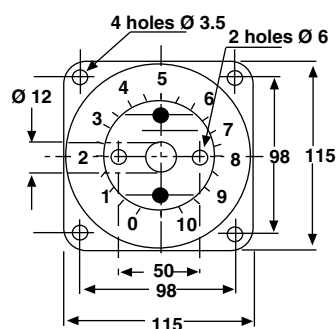
PARTICULAR CHARACTERISTICS

NOMINAL RESISTANCE Ω	MAX. SERVICE VOLTAGE V	MAX. CURRENT THROUGH WIPER A
1	15.2	15.2
1.5	18.6	12.4
2.2	22.5	10.2
3.3	27.6	8.36
4.7	32.9	7
6.8	31.5	5.82
10	48	4.80
15	58.7	3.92
22	71.1	3.23
33	87.1	2.64
47	104	2.21
68	125	1.84
100	152	1.52
150	186	1.24
220	225	1.02
330	276	0.836
470	329	0.700
680	395	0.582
1K	480	0.480
1.5K	587	0.392
2.2K	711	0.323
3.3K	871	0.264
4.7K	1040	0.221
6.8K	1250	0.184
10K	1500	0.150
15K	1940	0.13
22K	2000	0.091

COMMAND KNOB 60JF (OPTION)



DIAL CG115 (OPTION)



MARKING

Vishay Sfernice trademark, series, style, ohmic value (in Ω or kΩ), tolerance (in %), maximum current in A, manufacturing date



ORDERING INFORMATION

RT	230	AS	1002	K	B	XXX
MODEL	STYLE	SPINDLE	OHMIC VALUE	TOLERANCE	PACKAGING	SPECIAL DESIGN

GLOBAL PART NUMBER INFORMATION

R	T	2	3	0	A	S	2	2	R	0	K	B
GLOBAL MODEL	SIZE	LOCKING DEVICE (OPT.)	WINDING (OPT.)	COMMAND SHAFT	OHMIC VALUE			TOLERANCE	PACKAGING	SPECIAL		
RT	230	D	BXXX or BXXXX As applicable xxx(x) = internal number	AS = standard (Diam: 10 mm)	The first three digits are significant figures and the last digit specifies the number of zeros to follow. R designates decimal point. 2002 = 20 kΩ 4700 = 470 Ω 22R0 = 22 Ω 0R01 = 0.01 Ω			J = 5 % K = 10 %	B = box BO1	As applicable Ex = DXxx		

RELATED DOCUMENTS

APPLICATION NOTES

Potentiometers and Trimmers	www.vishay.com/doc?51001
Guidelines for Vishay Sfernice Resistive and Inductive Components	www.vishay.com/doc?52029



Disclaimer

ALL PRODUCT, PRODUCT SPECIFICATIONS AND DATA ARE SUBJECT TO CHANGE WITHOUT NOTICE TO IMPROVE RELIABILITY, FUNCTION OR DESIGN OR OTHERWISE.

Vishay Intertechnology, Inc., its affiliates, agents, and employees, and all persons acting on its or their behalf (collectively, "Vishay"), disclaim any and all liability for any errors, inaccuracies or incompleteness contained in any datasheet or in any other disclosure relating to any product.

Vishay makes no warranty, representation or guarantee regarding the suitability of the products for any particular purpose or the continuing production of any product. To the maximum extent permitted by applicable law, Vishay disclaims (i) any and all liability arising out of the application or use of any product, (ii) any and all liability, including without limitation special, consequential or incidental damages, and (iii) any and all implied warranties, including warranties of fitness for particular purpose, non-infringement and merchantability.

Statements regarding the suitability of products for certain types of applications are based on Vishay's knowledge of typical requirements that are often placed on Vishay products in generic applications. Such statements are not binding statements about the suitability of products for a particular application. It is the customer's responsibility to validate that a particular product with the properties described in the product specification is suitable for use in a particular application. Parameters provided in datasheets and / or specifications may vary in different applications and performance may vary over time. All operating parameters, including typical parameters, must be validated for each customer application by the customer's technical experts. Product specifications do not expand or otherwise modify Vishay's terms and conditions of purchase, including but not limited to the warranty expressed therein.

Except as expressly indicated in writing, Vishay products are not designed for use in medical, life-saving, or life-sustaining applications or for any other application in which the failure of the Vishay product could result in personal injury or death. Customers using or selling Vishay products not expressly indicated for use in such applications do so at their own risk. Please contact authorized Vishay personnel to obtain written terms and conditions regarding products designed for such applications.

No license, express or implied, by estoppel or otherwise, to any intellectual property rights is granted by this document or by any conduct of Vishay. Product names and markings noted herein may be trademarks of their respective owners.