

Features

- 23 dB Coupling Ratio
- Surface Mount Package
- Available on Tape and Reel
- Excellent Temperature Stability
- RoHS Compliant and Pb Free
- 260°C Reflow Compatible

Description

The MACP-011045 is a 23 dB coupler in a low cost, surface mount package.

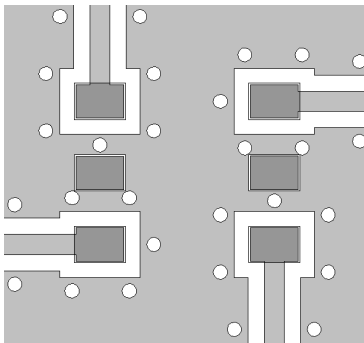
Ideally suited for wireless applications.

Ordering Information^{1,2}

Part #	Package
MACP-011045	900 piece reel
MACP-011045-TB	Sample Board

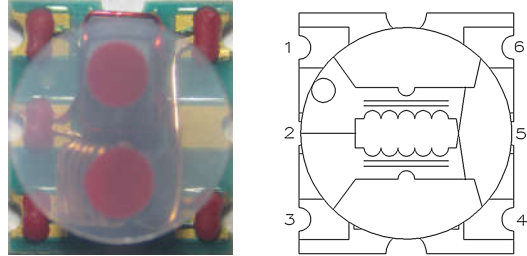
1. Reference Application Note M513 for reel size information.
2. All sample boards include 5 loose parts.

PCB Layout³



3. Recommended PCB layout shown above uses 1.6 mm FR4, grounded coplanar wave guide, transmission line width 0.70 mm and gap 0.57 mm.

Functional Schematic

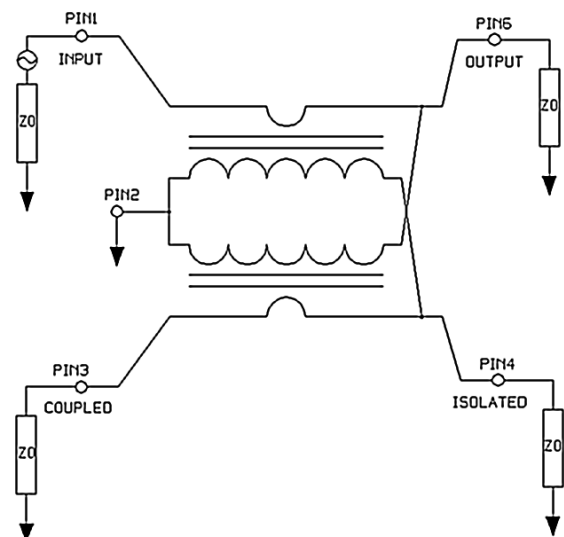


Pin Configuration⁴

Pin#	Function
1	Input
2	Ground
3	Coupled
4	Isolated
5	Ground (Not Connected)
6	Output

4. MACOM recommends connecting unused package pins to ground.

Application Schematic



Electrical Specifications: Freq. = 5 - 1225 MHz, T_A = 25°C, Z₀ = 50 Ω, P_{IN} = 0 dBm

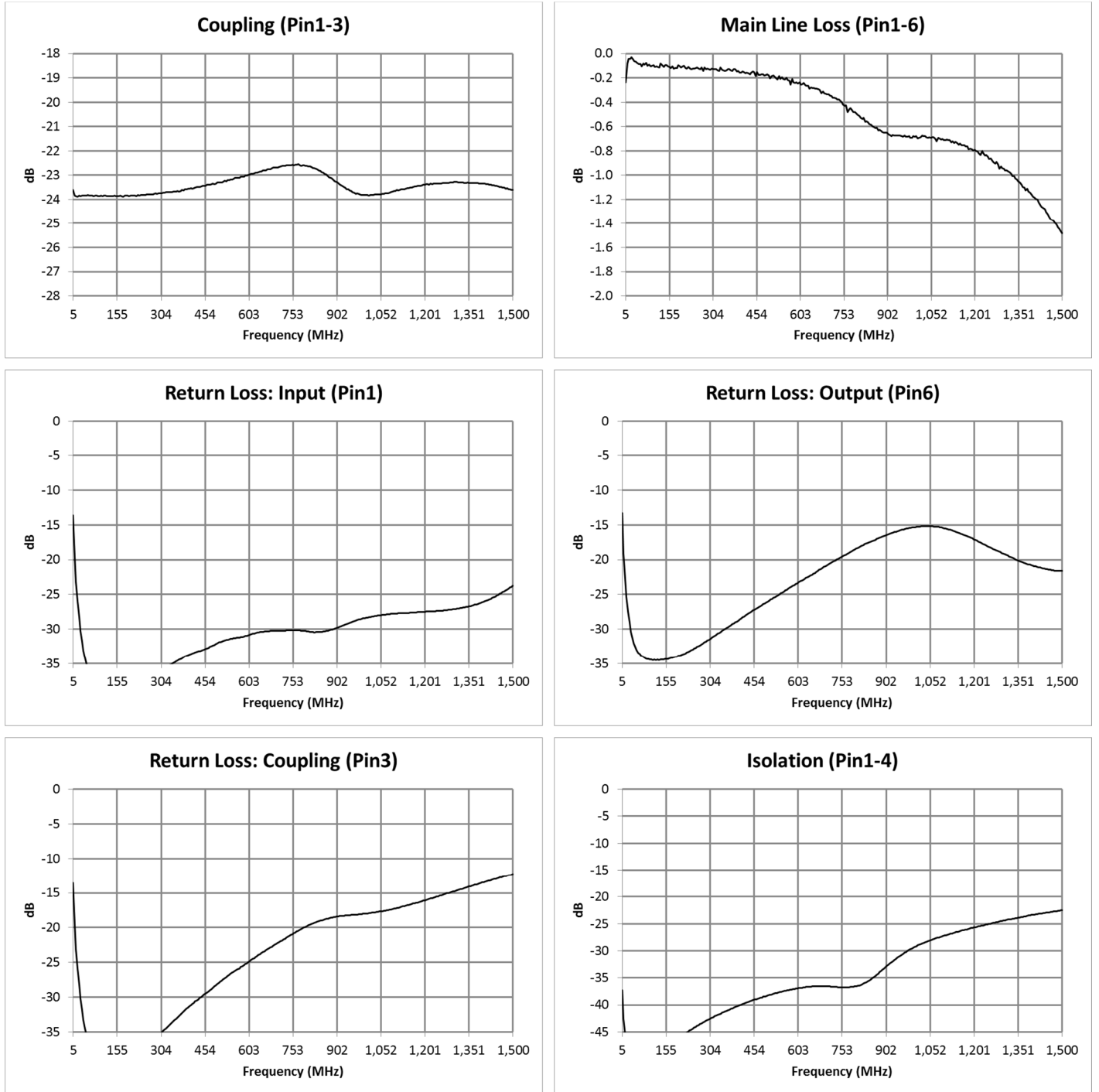
Parameter	Test Conditions	Units	Min.	Typ.	Max.
Coupling Ratio	—	dB	—	23	—
Coupling (Pin1-3)	5 - 30 MHz 30 - 88 MHz 88 - 512 MHz 512 - 1225 MHz	dB	24.2 24.2 25.0 27.5	23.8 23.8 23.6 23.4	23.0 23.5 22.0 20.5
Main Line Loss (Pin1-6)	5 - 30 MHz 30 - 88 MHz 88 - 512 MHz 512 - 1000 MHz 1000 - 1225 MHz	dB	—	0.10 0.10 0.14 0.74 0.80	0.4 0.2 0.3 1.0 1.2
Isolation (Pin1-4)	5 - 30 MHz 30 - 88 MHz 88 - 512 MHz 512 - 1000 MHz 1000 - 1225 MHz	dB	35 45 33 23 20	45 50 42 36 27	—
Input Return Loss (Pin1)	5 - 30 MHz 30 - 88 MHz 88 - 512 MHz 512 - 1000 MHz 1000 - 1225 MHz	dB	10 20 22 18 16	23 35 34 30 27	—
Output Return Loss (Pin6)	5 - 30 MHz 30 - 88 MHz 88 - 512 MHz 512 - 1000 MHz 1000 - 1225 MHz	dB	10 20 20 11 10	22 35 28 19 17	—
Coupling Return Loss (Pin3)	5 - 30 MHz 30 - 88 MHz 88 - 512 MHz 512 - 1000 MHz 1000 - 1225 MHz	dB	10 20 21 12 10	22 37 34 20 17	—

Absolute Maximum Ratings

Parameter	Absolute Maximum
Input Power ⁵	10 W
DC Current	500 mA
Operating Temperature	-40°C to +125°C

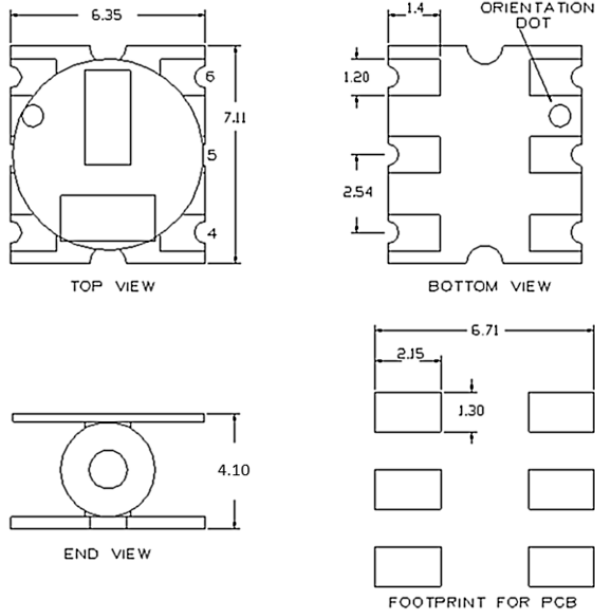
5. Appropriate thermal design is necessary for high power operation.

Typical Performance Curves⁶



6. Full temperature plots available on request.

Outline drawing^{7,8,9,10}

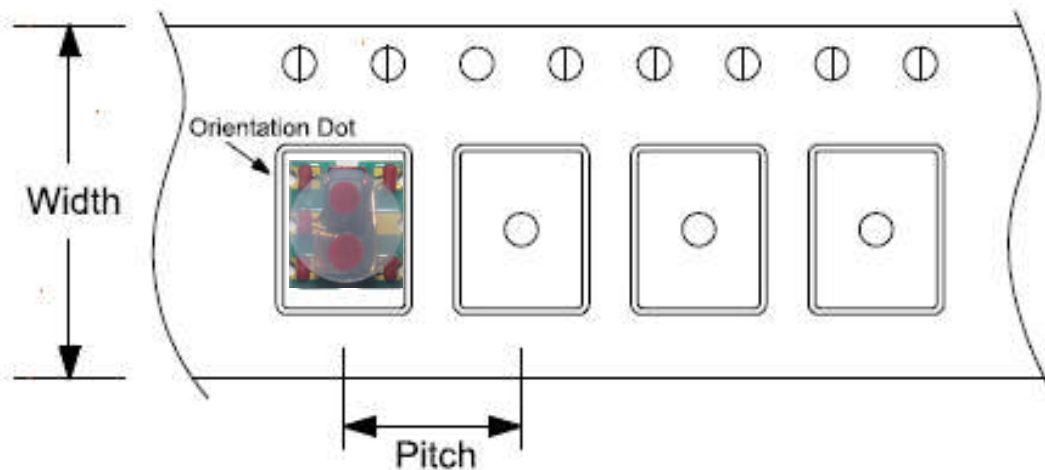


Tape & Reel Information

Parameter	Units	Value
Qty per reel	-	900
Reel Size	mm	330
Tape Width	mm	16.0
Pitch	mm	12.0
Ao	mm	6.65
Bo	mm	7.4
Ko	mm	4.4
Orientation	-	F33
Reference Application Note ANI-019 for orientation		

- 7. Dimensions in mm.
- 8. Tolerance: ± 0.2 mm unless otherwise noted.
- 9. Model number and lot code printed on reel.
- 10. Finish: Electroless Nickel Immersion Gold.

Carrier Tape Orientation



MACOM Technology Solutions Inc. All rights reserved.

Information in this document is provided in connection with MACOM Technology Solutions Inc ("MACOM") products. These materials are provided by MACOM as a service to its customers and may be used for informational purposes only. Except as provided in MACOM's Terms and Conditions of Sale for such products or in any separate agreement related to this document, MACOM assumes no liability whatsoever. MACOM assumes no responsibility for errors or omissions in these materials. MACOM may make changes to specifications and product descriptions at any time, without notice. MACOM makes no commitment to update the information and shall have no responsibility whatsoever for conflicts or incompatibilities arising from future changes to its specifications and product descriptions. No license, express or implied, by estoppel or otherwise, to any intellectual property rights is granted by this document.

THESE MATERIALS ARE PROVIDED "AS IS" WITHOUT WARRANTY OF ANY KIND, EITHER EXPRESS OR IMPLIED, RELATING TO SALE AND/OR USE OF MACOM PRODUCTS INCLUDING LIABILITY OR WARRANTIES RELATING TO FITNESS FOR A PARTICULAR PURPOSE, CONSEQUENTIAL OR INCIDENTAL DAMAGES, MERCHANTABILITY, OR INFRINGEMENT OF ANY PATENT, COPYRIGHT OR OTHER INTELLECTUAL PROPERTY RIGHT. MACOM FURTHER DOES NOT WARRANT THE ACCURACY OR COMPLETENESS OF THE INFORMATION, TEXT, GRAPHICS OR OTHER ITEMS CONTAINED WITHIN THESE MATERIALS. MACOM SHALL NOT BE LIABLE FOR ANY SPECIAL, INDIRECT, INCIDENTAL, OR CONSEQUENTIAL DAMAGES, INCLUDING WITHOUT LIMITATION, LOST REVENUES OR LOST PROFITS, WHICH MAY RESULT FROM THE USE OF THESE MATERIALS.

MACOM products are not intended for use in medical, lifesaving or life sustaining applications. MACOM customers using or selling MACOM products for use in such applications do so at their own risk and agree to fully indemnify MACOM for any damages resulting from such improper use or sale.