LS7

Signal Tower

Coming Soon

LED

90dB at 1m (FB type)

Electronic Sound 2 (FB type)

ø70

NPN/PNP Open collector

New concept! Smart & smooth signal light body which improves harmony with equipment.

M12 connector specification Lineup

In addition to the existing lead wire, M12 connector quick disconnect is also available. Moreover, when moving to carry and to go out of the device, it is possible to detach it easily with the M12 connector.



A smooth-surfaced body which does not expose any metal

By changing the surface of the body into a smoother form, the adhesion of water and dust is reduced. Also, the structure does not have screws, shafts, etc., exposed, which gives comfort for applications in the lithium ion battery manufacturing and food processing industries. And, with the outer lens structure, the risk of environmental stress cracks due to oil mist is reduced.The lens cover is made of shock-resistant polycarbonate.

- With smooth surface body together with the outer lens structure, neither dust nor grim pile up easily.
- Support open collector and possible to drive directly through PLC.
- Conforms to CE requirements.



M12 Connector Wiring & Stackable Construction

The stackable design and M12 connector quick disconnect (Cable Sold Separate) can drastically reduce labor and time. Moreover, the disconnection and reconnection of the body when removing it to relocate a machine has become smoother.

Optional parts

Like the body, the smooth-shaped platform bracket won't collect water or dust. Since no metal parts like screws and shafts are exposed, worries of food tampering can be put to rest in the food process lines.

Option

Platform Bracket SZ-100

SZ-100 (Off-white) SZ-100-D (Dark Gray) SZ-100-S (Silver)

Wall Mounting Bracket SZ-110

M12 Connector & Cable
(Manufactured by the OMRON Corp.)

SZ-120-02 Cable Length 2m
(XS2F-D821-DH0-R)

SZ-120-05 Cable Length 5m
(XS2F-D821-GH0-R)

SZ-120-10 Cable Length 10m
(XS2F-D821-JH0-R)

※ Only for connecting to the LS7.

Replacement Parts

Outer Cover for LS7※
Material: Polycarbonate

O-ring for LS7
Material: Silicon

Mount Cover for LS7 (Accessory)
Material: Silicon

※ When changing the outer cover, change the O-ring as well.

Dimensions

■Illumination Model ■Buzzer Model

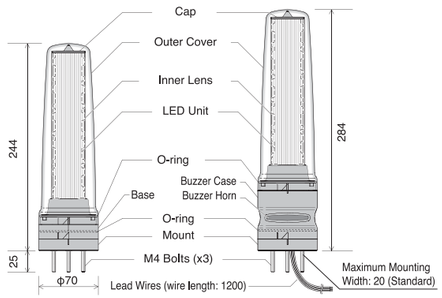

■SZ-100 Installation

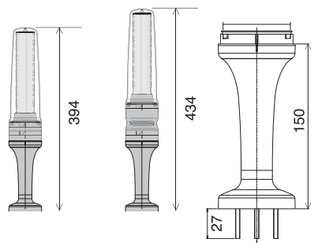

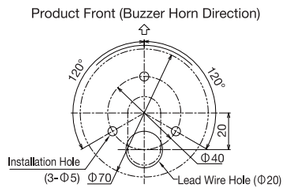

How to Order

Wiring Diagram

Note: See page 168 for wiring diagram

Specifications

Model	Number of Lighting Units	Body Color	Rated Voltage	Mounting	Rated Current Consumption	Maximum Rated Current	Maximum Sound Pressure	Operating Temperature Range	Protection Rating	Mass: Lead Wire Type (H)		Mass: M12 Connector Type (C)	
										Illumination (No Mark)	Illumination・Flash ・2 Buzzer Alarms (FB)	Illumination (No Mark)	1 Buzzer Alarm (B)
LS7-302	3 Tiers	Off-white (No Mark) Dark Gray (D) Silver (S)	DC 24V (±10%)	Direct (Indoors Only)	Red: 20mA Yellow, Green, Blue, White: 30mA Buzzer: 40mA	Red: 35mA Yellow, Green, Blue, White: 40mA Buzzer: 55mA	Buzzer1 ab. 82dB Lead WireType (Intermittent beep1) M12 Conector Type (Continuous Beep) Buzzer2 ab. 85dB Lead Wire Type (Intermittent Beep2) M12 Connector Type (None)	-30℃ ~ 60℃	Illumination Type IP65 Buzzer Type IP54	0.28kg	0.37kg	0.26kg	0.32kg
LS7-502	5 Tiers												

LED Signal Tower LS7-① 02 ② ③ ④ W ⑤ — ⑥

Ex.: LS7-302WC-RYGNN
・Body Color...Off-white ・Lighting...Illumination
・Buzzer...None ・Wiring...M12 Connector
・LED Colors:Red, Yellow, Green, (Blank), (Blank)

① No. of Lighting Units
3:3 Tiers 5:5 Tiers

② Body Color
No Mark:Off-white
D: Dark Gray
S: Silver

③ Lighting
No Mark:Illumination Only
F: Illumination・Flashing

④ Buzzer
No Mark: No Buzzer
B: Buzzer

⑤ Wiring
C:M12 Connector
H:Lead Wires※

⑥ LED Color
R:Red G:Green C:White
Y:Yellow B:Blue N:Blank

※F type models with Illumination・Flashing are only available for Lead Wire and requires an H mark.
※C type models (M12 Connector Type) are only available with a continuous sound buzzer.