

Double Row Terminal Blocks

Series TB200 & TB200HB

Specifications

Description: Double row terminal blocks.

Ratings:

Volts: — 300V* (TB200)
— 600V* (TB200HB)

Amps: — 30A*

Center Spacing: 0.437" or 7/16" (11.10mm)

Wire Range: #12 - 22 AWG Cu

Screw Size: #6-32 philslot screws

Torque Rating: 9 lb-in.

Distance Between Barriers: 0.353" (8.97mm)

Mounting: #6 screws

Operating Temperature: 130°C (266°F) max., -40°C (-40°F) min.

Materials: Molded base: Black, UL rated 94V0 thermoplastic

Terminal plating: Tin over brass; Screws: zinc-plated steel

Breakdown Voltage: 4800V

Agency Information: UL File E62622, CSA File 47235 & 15364; IEC Compliance; CE Certified

* Max rating shown; some options may be rated lower - consult factory.

Dimensions - in

Poles	A	B	Poles	A	B	Poles	A	B
02	1.63	1.31	12	6.00	5.68	22	10.37	10.06
03	2.07	1.75	13	6.44	6.12	23	10.81	10.50
04	2.51	2.18	14	6.87	6.56	24	11.25	10.93
05	2.94	2.62	15	7.31	7.00	25	11.68	11.37
06	3.38	3.06	16	7.75	7.43	26	12.12	11.81
07	3.82	3.50	17	8.19	7.87	27	12.56	12.25
08	4.25	3.93	18	8.62	8.31	28	13.00	12.68
09	4.69	4.37	19	9.06	8.75	29	13.44	13.12
10	5.13	4.81	20	9.50	9.18	30	13.87	13.56
11	5.57	5.25	21	9.94	9.62			

1" = 25.4mm.

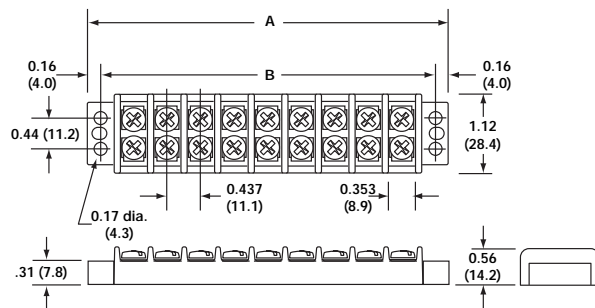


TB200-10SP

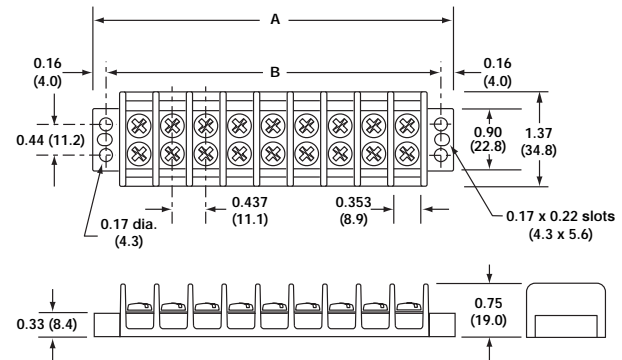


TB200HB-06

TB200 - in (mm)



TB200HB

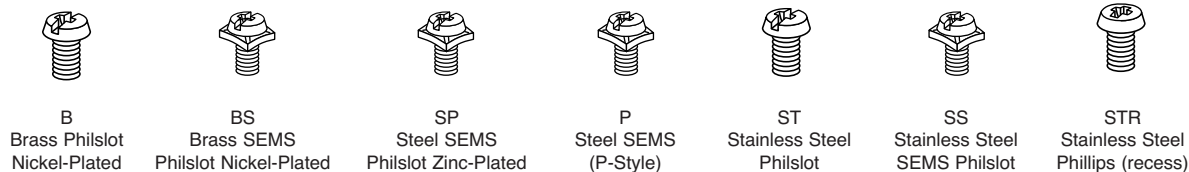


Catalog Number Build-A-Code

Series	Poles	Screw Options	Marking/Cover	Hardware Options
TB <input type="checkbox"/> <input type="checkbox"/> <input type="checkbox"/> <input type="checkbox"/> <input type="checkbox"/> - <input type="checkbox"/> <input type="checkbox"/>	02 to 30	<input type="checkbox"/> <input type="checkbox"/> <input type="checkbox"/>	<input type="checkbox"/> <input type="checkbox"/>	<input type="checkbox"/> <input type="checkbox"/> <input type="checkbox"/> <input type="checkbox"/>
200 = Standard 200HB = High barrier	Blank = Steel philslot, zinc-plated 00 = Screws shipped bulk B = Brass philslot, nickel-plated BS = Brass Sems philslot, nickel-plated SP = Steel Sems philslot, zinc-plated P = Steel Sems (P-style) ST = Stainless steel, philslot SS = Stainless steel Sems, philslot STR = Stainless steel, phillips (recess)	L1 to L6 Marking Strips (See page 318) Special Markings (See page 318) Covers (See page 318)	QC1 to QC20 = Quick connects J201 = Flat slip-on jumper (2 position only) 0J3 = Over barrier jumpers 0J5 = Over barrier jumpers 0J7 = Over barrier jumpers	

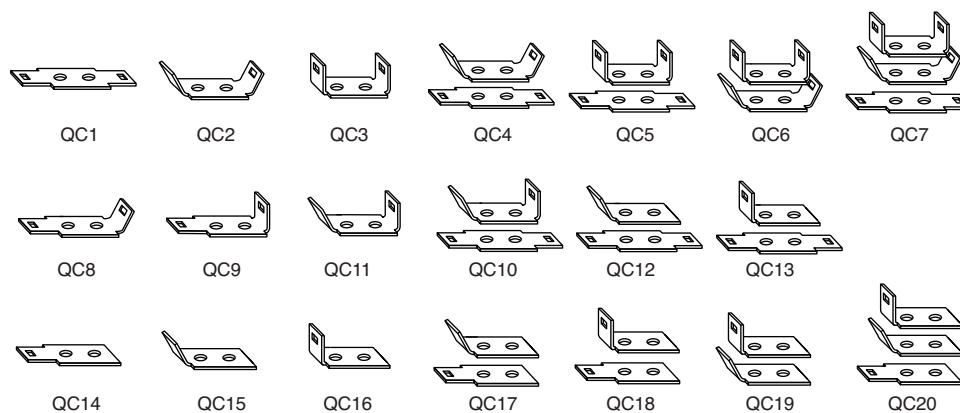
Double Row Terminal Blocks

Screw Options

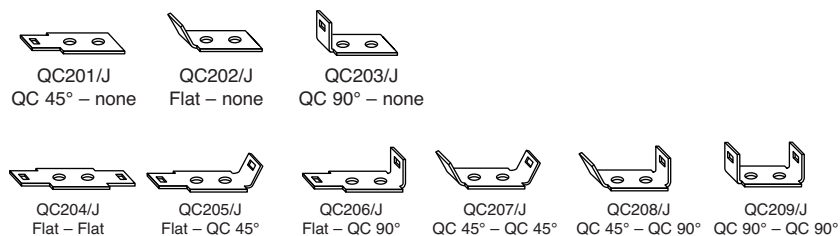


Hardware Options

Quick Connects – Assembled: Terminals 0.25" x 0.031". Maximum current rating 20 amps. For other orientations, contact Cooper Bussmann.



Quick Connects – Bulk: minimum order per part no. – 100 pieces.



Jumpers – Bulk: minimum. order per part no. – 100 pieces. Contact Cooper Bussmann for jumper assembly.

