GENERAL CHARACTERISTICS : SEE DRAWING C01-8639-0000

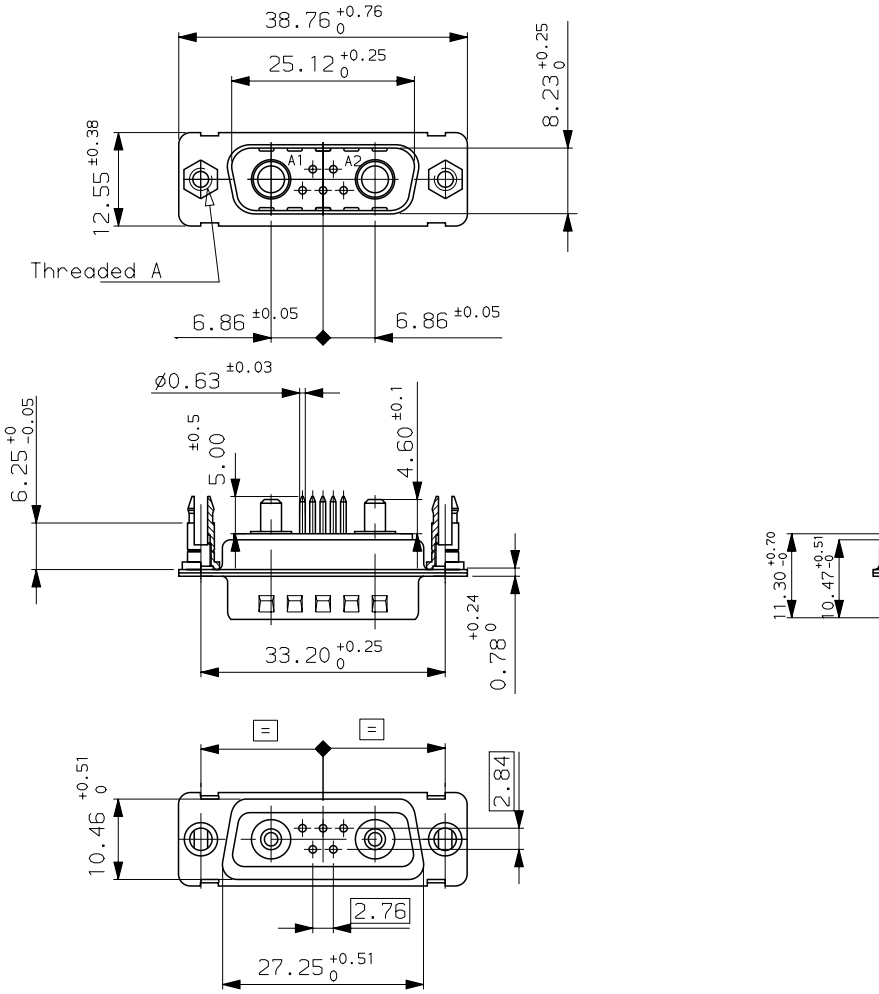


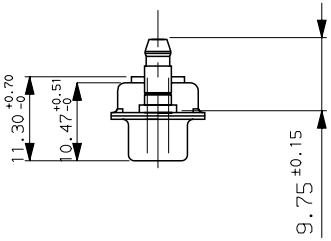


| | |
|---|---|
| DA07W2P300G40 | UNC 4.40 |
| DAL7W2P300G40 | M3 |
| PART NUMBER | Threaded A |

LAYOUT DIMENSIONS (after plating)

CONNECTOR SIDE VIEW

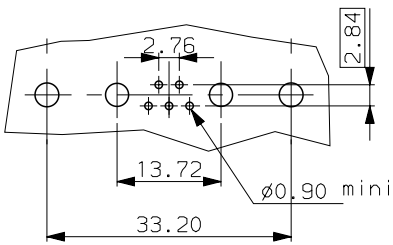


0 10 20 30 MM

| ISS | DATE | Lastest modification by : DEBRAY.T | MOD N° |
|---|---|---|---|
| b | 29/09/03 | update | -- |

Designed by: JARRY date 27/12/00 | Type of drawing: CLIENT

Checked by : FONTENEAU date: -- | Released by: -- --

TITLE : PIN CONNECTOR WITH TWO POWERS CONTACTS

SCALE 1.5 | Special mfg:-- item list n°: -- | MATERIAL:-- -- | N°: --

General linear Tolerances: -- | General machining surface texture: -- | Geometrical Tolerances see NF E 04-552 | SHEET 01

FCI FRAMATOME GROUP
FRAMATOME CONNECTORS FRANCE
Rue Louis Breguet - BP 05
72024 LE MANS Cedex
Tel. 33 (16) 43.84.08.43

This document is the property of FRAMATOME CONNECTORS FRANCE It must not be reproduced or communicated without permission in writting flow the owners

FORMAT A3 | SOURIAU DRG N° C01-8639-1776 | PROJECT M94D001

PDM: Rev:B STATUS: Released Printed: Mar 02, 2004