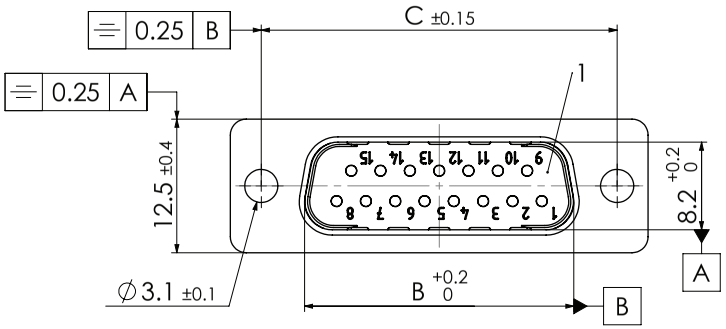

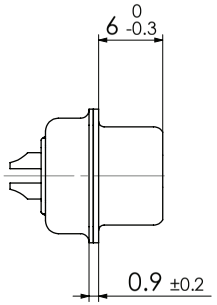

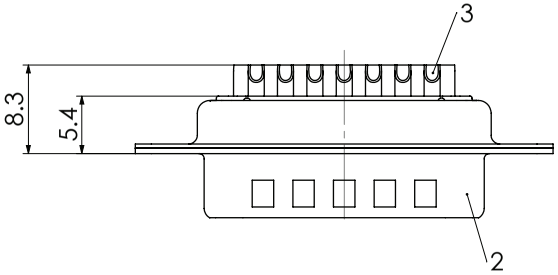

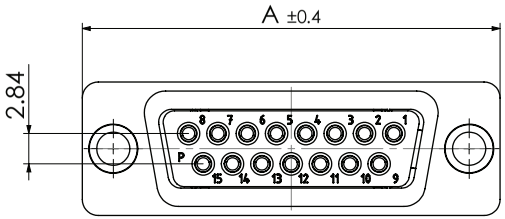

Fxx*1)P0Gy*2)

e.g. F09P0G1

*1) xx No. of contacts 09, 15, 25 or 37
*2) y for performance classes 1, 2 or 3
(contact cycle for G1/G2/G3 = 500/200/50)

xx	A [mm]	B [mm]	C [mm]
09	30.8	16.9	25
15	39.1	25.2	33.3
25	53	38.9	47.04
37	69.3	55.3	63.5

② RoHS compliant

② 3	xx	Signal contact	P0 / Brass	AWG 20 / G1/G2/G3
2	1	Shell	Steel	tin plated
1	1	Insulator	PBT (-55°C - +125°C)	white
No.	*St.*	*Part*	*Type Description/Material*	*Surface plating/Colour/Class*

			Measurement without tolerance acc. to ISO 2768-m	SCALE 2:1	TITLE D-Sub Miniature Connector
			NAME / DATE		
			DRAWN Denzinger 14-10-2002		
			CHECKED ffloßmann 24-08-2006		
2	24-08-2006	21889	FCT a molex company	DWG.NO. FxxP0Gy	REV. 2
1					
REV.	DATE	CH.-NO.	ORIGINAL: DIN A3-DRAWING AS A FILE	REPLACEMENT FOR:	PAGES 1

COMMENT:
ALL RIGHTS ARE RESERVED BY US FOR THIS DRAWING, WITHOUT OUR PRIOR CONSENT,
IT MAY NEITHER BE DUBLICATED NOR MADE AVAILABLE TO A THIRD PARTY,
AND IT ALSO MAY NOT BE IMPROPERLY USED BY TE RECEIVER, OR A THIRD PARTY.