



Features

- Formerly J. W. Miller® model
- Available in E12 series
- Unit height of 3 mm
- Current up to 3 A
- RoHS compliant*

Applications

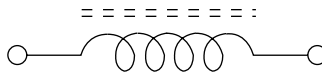
- Input/output of DC/DC converters
- Power supplies for:
 - Portable communication equipment
 - Camcorders
 - LCD TVs
 - Car radios

PM1608S Series - Shielded Power Inductor

Electrical Specifications

Bourns Part No.	Inductance 100 kHz		Q Ref.	Test Frequency (kHz) Q	SRF Nom. (MHz)	RDC Max. (Ω)	IDC Max. (A)
	(μH)	Tol. %					
PM1608S-1R0M-RC	1.0	± 20	30	200	250	0.040	3.00
PM1608S-1R5M-RC	1.5	± 20	30	200	125	0.045	2.80
PM1608S-2R2M-RC	2.2	± 20	40	200	120	0.050	1.80
PM1608S-3R3M-RC	3.3	± 20	40	200	120	0.055	1.60
PM1608S-4R7M-RC	4.7	± 20	40	200	105	0.060	1.40
PM1608S-6R8M-RC	6.8	± 20	40	200	50	0.065	1.20
PM1608S-100M-RC	10	± 20	40	200	38	0.075	1.00
PM1608S-150M-RC	15	± 20	40	100	33	0.090	0.80
PM1608S-220M-RC	22	± 20	40	100	25	0.110	0.70
PM1608S-330M-RC	33	± 20	40	100	20	0.190	0.60
PM1608S-470M-RC	47	± 20	40	100	20	0.230	0.50
PM1608S-680M-RC	68	± 20	40	100	15	0.290	0.40
PM1608S-101M-RC	100	± 20	40	100	10	0.480	0.30
PM1608S-151M-RC	150	± 20	40	100	9	0.590	0.26
PM1608S-221M-RC	220	± 20	40	100	6	0.770	0.22
PM1608S-331M-RC	330	± 20	40	100	5	1.400	0.20
PM1608S-471M-RC	470	± 20	40	100	4	1.800	0.19
PM1608S-681M-RC	680	± 20	40	100	3	2.200	0.18
PM1608S-102M-RC	1000	± 20	40	100	2	3.400	0.15
PM1608S-152M-RC	1500	± 20	50	100	2	4.200	0.12
PM1608S-222M-RC	2200	± 20	50	100	2	8.500	0.10
PM1608S-332M-RC	3300	± 20	50	100	1	11.000	0.08
PM1608S-472M-RC	4700	± 20	50	100	1	13.900	0.06
PM1608S-682M-RC	6800	± 20	50	100	1	25.000	0.04
PM1608S-103M-RC	10,000	± 20	50	100	0.8	32.800	0.02

Electrical Schematic



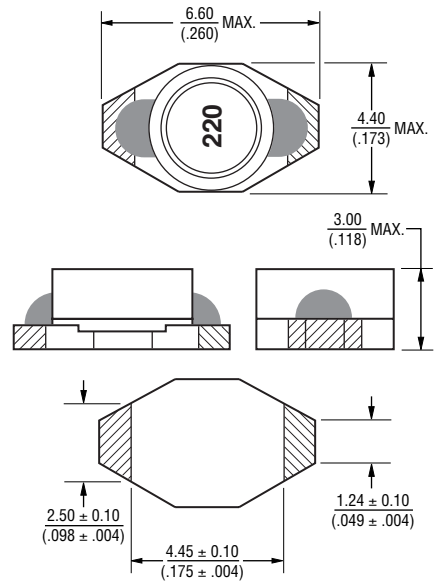
General Specifications

Test Voltage 0.1 V
 Reflow soldering 250 °C; 10 sec max.
 (In compliance with JEDEC, J-STD-020C, Table 4-2)
 Operating Temperature -55 °C to +125 °C
 (Temperature rise included)
 Storage Temperature .. -55 °C to +125 °C
 Resistance to Soldering Heat 250 °C, 10 sec. max.

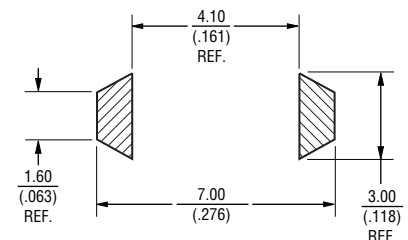
Materials

Core Ferrite DR & RI core
 Wire Enameled copper
 Base Ceramic
 Terminal Cu/Ni/Au
 Temperature Rise 30 °C max. at rated I_{rms}
 Packaging 600 pcs. per reel

Product Dimensions



Recommended Layout



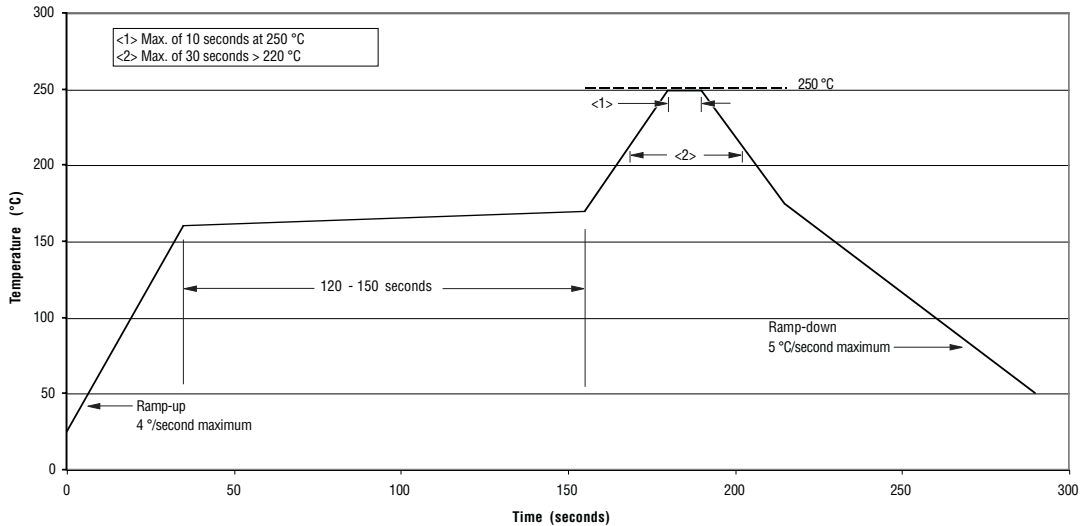
DIMENSIONS: $\frac{\text{MM}}{\text{(INCHES)}}$

*RoHS Directive 2002/95/EC Jan. 27, 2003 including annex and RoHS Recast 2011/65/EU June 8, 2011. Specifications are subject to change without notice. Customers should verify actual device performance in their specific applications.

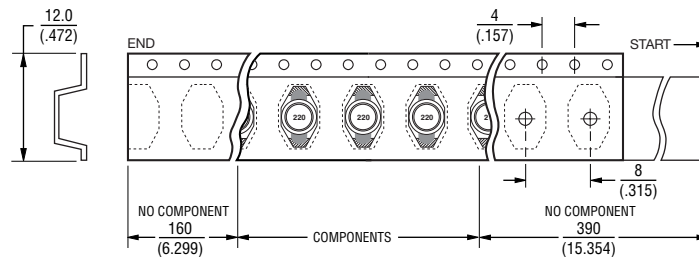
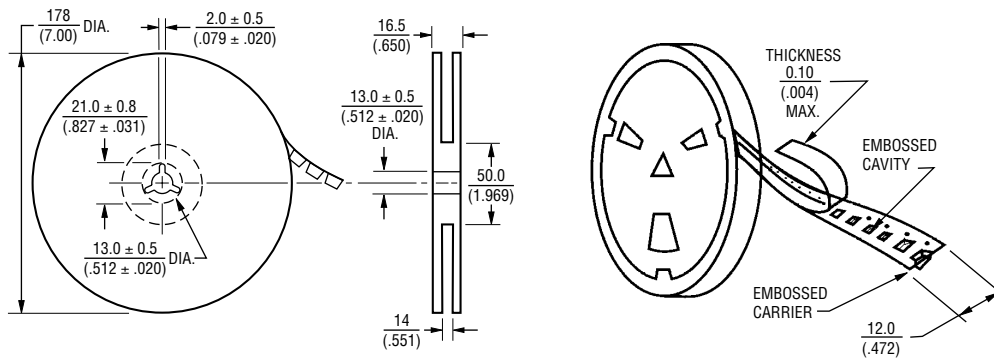
PM1608S Series - Shielded Power Inductor

BOURNS®

Soldering Profile



Packaging Specifications



USER DIRECTION OF FEED

QTY: 600 PCS. PER REEL

DIMENSIONS: $\frac{\text{MM}}{\text{(INCHES)}}$

REV. 05/09

Specifications are subject to change without notice.
Customers should verify actual device performance in their specific applications.