THIS DRAWING IS UNPUBLISHED. RELEASED FOR PUBLICATION -,- .
© COPYRIGHT - BY TYCO ELECTRONICS CORPORATION. ALL RIGHTS RESERVED.

LOC	DIST
GP	00

REVISIONS

P	LTR	DESCRIPTION	DATE	DWN	APVD
	T	REVISED PER ECO-09-016356	23JUL2009	ZMR	SLB

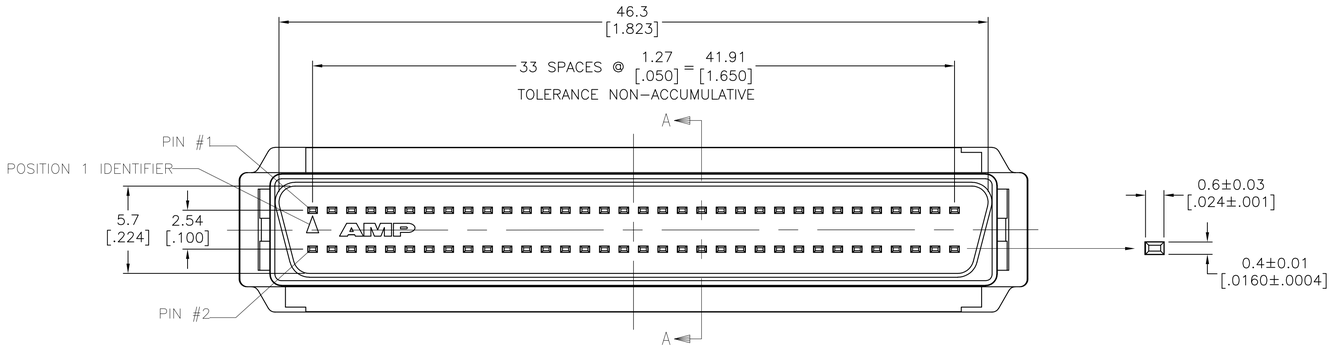

1. HOUSING & COVER: PBT 30% GLASS FILLED, UL 94V-0 RATED, COLOR BLACK. CONTACTS: PHOSPHOR BRONZE.
2. CONTACTS: 0.00076[.000030] MIN GOLD ON MATING END, 0.00127[.000050] MIN BRIGHT TIN-LEAD ON TERMINATION END, ALL OVER 0.00127[.000050] MIN NICKEL ON ENTIRE CONTACT.
3. CONTACTS: 0.00038[.000015] MIN GOLD ON MATING END, 0.00127[.000050] MIN BRIGHT TIN-LEAD ON TERMINATION END, ALL OVER 0.00127[.000050] MIN NICKEL ON ENTIRE CONTACT.
4. RECOMMENDED WIRE: #30 AWG AND #31 AWG STRANDED OR SOLID RIBBON CABLE. CONTACT TYCO ELECTRONICS ENGINEERING FOR APPROVED CABLES.
5. DIMENSIONS SHOWN ARE FOR 68 POSITION ASSEMBLY.
6. CONTACTS: 0.00076[.000030] MIN GOLD ON MATING END, 0.00127[.000050] MIN BRIGHT TIN ON TERMINATION END, ALL OVER 0.00127[.000050] MIN NICKEL ON ENTIRE CONTACT.

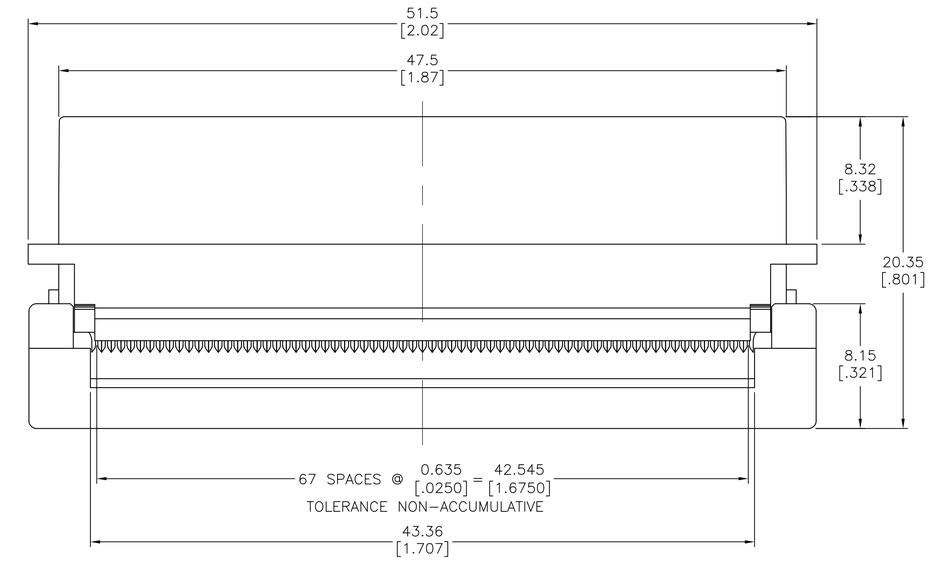

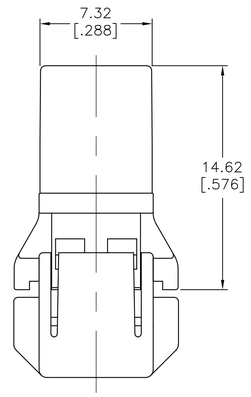

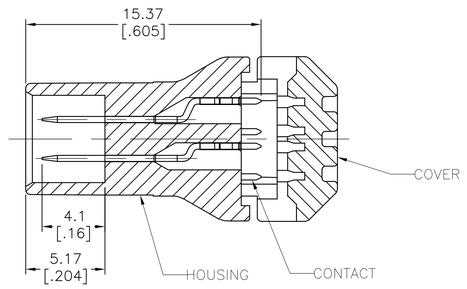

SECTION A-A

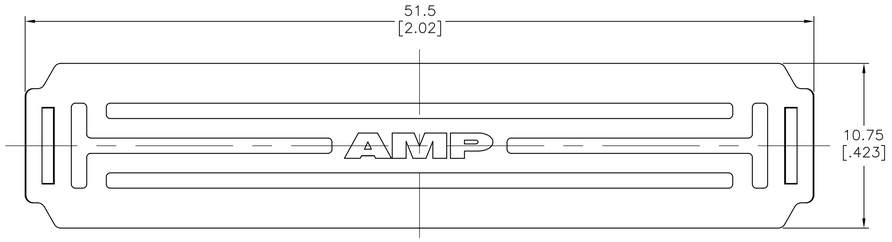

OBSOLETE

TUBE	6	68	6-786090-7
TUBE	3	68	1-786090-7
TUBE	2	68	786090-7
TRAY	2	50	786090-5
PACKAGING	CONTACT FINISH	NO OF POS	PART NUMBER

SUPERSEDED BY 390377-5

THIS DRAWING IS A CONTROLLED DOCUMENT.

DIMENSIONS: mm [INCHES]

TOLERANCES UNLESS OTHERWISE SPECIFIED:
0 PLC ± -
1 PLC ± 0.35[.014]
2 PLC ± 0.25[.010]
3 PLC ± 0.15[.006]
4 PLC ± -
ANGLES ± -

MATERIAL 1

FINISH SEE TABLE

DWN J.GERACE 13MAR03
CHK C.CASH 13MAR03
APVD M.WALMSLEY 13MAR03
PRODUCT SPEC —
APPLICATION SPEC —
WEIGHT —

Tyco Electronics
Tyco Electronics Corporation
Harrisburg, PA 17105-3608

NAME PLUG ASSEMBLY, UNSHIELDED, 0.635[.025] CENTERLINE, 1.27[.050] SERIES, AMPLIMITE

SIZE	CAGE CODE	DRAWING NO	RESTRICTED TO
A1	00779	C-786090	—

CUSTOMER DRAWING

SCALE	SHEET	REV
5:1	1 OF 1	T