

ELECTRICAL SPECIFICATIONS:

- | | | |
|-----|--|-----------------------------|
| 1.0 | URNS RATIO: (P6-P8-P3) : (J6-J3) | : 1CT : 1 +/ -3% |
| | (P2-P7-P1) : (J2-J1) | : 1CT : 2.5 +/ -3% |
| 2.0 | INDUCTANCE: (P6-P3) | : 200uH MIN. @ 0.01V, 10KHz |
| | (P2-P1) | : 35uH MIN. @ 0.01V, 10KHz |
| 3.0 | LEAKAGE INDUCTANCE: P6-P3 (WITH J6 AND J3 SHORT) | : 0.3uH MAX. @ 1MHz |
| | P2-P1 (WITH J2 AND J1 SHORT) | : 0.3uH MAX. @ 1MHz |
| 4.0 | INTERWINDING CAPACITANCE: (P6,P3) TO (J6,J3) | : 10pf MAX @ 1MHz |
| | (P2,P1) TO (J2,J1) | : 10pf MAX. @ 1MHz |
| 5.0 | DC RESISTANCE: (J6-J3)=(J2-J1) | : 1.0 ohms Max. |
| | (P6-P8)=(P8-P3) | : 0.3 ohms Max. |
| | (P2-P7)=(P7-P1) | : 0.3 ohms Max. |
| 6.0 | DIELECTRIC WITHSTAND: (P6,P3) TO (J6,J3) | : 1500VAC |
| | (P2,P1) TO (J2,J1) | : 1500VAC |

NOTES

1.0 PINS WITHOUT ELECTRICAL CONNECTION ARE OMITTED.

Bel Stewart Connector
11118 Susquehanna Trail, South
Glen Rock, Pa 17327-9199
717.234.7512

MagJack®
<http://www.stewartconnector.com>

THIS DRAWING AND THE SUBJECT MATTER SHOWN THEREON ARE CONFIDENTIAL AND PROPERTY OF BEL STEWART CONNECTOR AND SHALL NOT BE REPRODUCED, COPIED, OR USED IN ANY MANNER WITHOUT PRIOR WRITTEN CONTENT OF BEL STEWART CONNECTOR. THE SUBJECT MATTER MAY BE PATENTED OR A PATENT MAY BE PENDING.

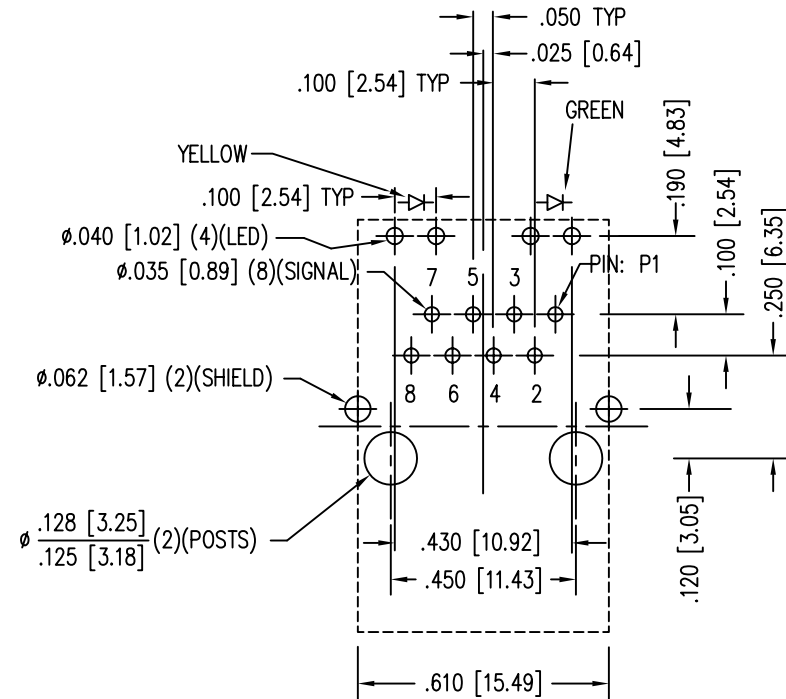
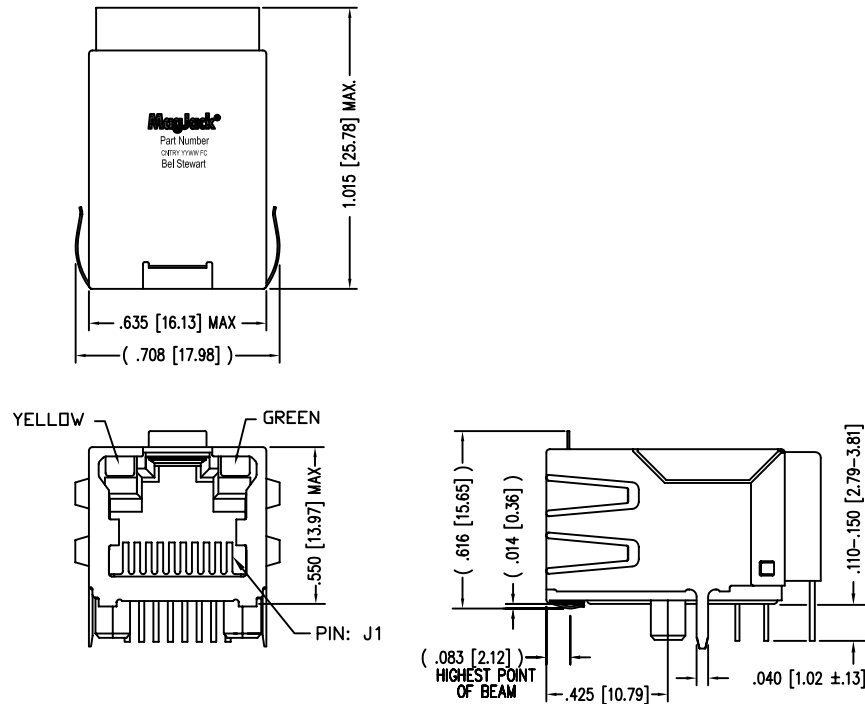
SHEET
1 OF 3

DRAWING NO.
SI-50046

REV.
04

LED SPECIFICATION			
STANDARD LED	WAVELENGTH	FORWARD V (MAX)	*(TYP)
GREEN	565 nm	2.5 V	2.2 V
YELLOW	590 nm	2.5 V	2.1 V

*WITH A FORWARD CURRENT OF 20 mA (TYP)



P.C.B. RECOMMENDED HOLE LAYOUT
SEEN FROM COMPONENT SIDE
TOLERANCE $\pm .003$ [0.08] UNLESS OTHERWISE SPECIFIED

NOTES:

- CONNECTOR MATERIALS:
HOUSING: THERMOPLASTIC UL94 V-0
CONTACT/SHIELD: COPPER ALLOY
SHIELD PLATING: NICKEL OR TIN
CONTACT PLATING: SELECTIVE GOLD,
50 MICRO-INCHES MIN. IN CONTACT AREA.
- PIN NOT ELECTRICALLY CONNECTED MAYBE OMITTED.
SEE ELECTRICAL DRAWING FOR OMITTED PINS.
- TOLERANCES COMPLY WITH F.C.C. DIMENSION REQUIREMENTS.
- ALL TOLERANCES NOT OTHERWISE SPECIFIED TO BE $\pm .005$ [0.13]
- WAVE SOLDER COMPATIBLE - PREHEAT 125°C/90SECS.

THIS DRAWING AND THE SUBJECT MATTER SHOWN THEREON ARE CONFIDENTIAL AND PROPERTY OF BEL STEWART CONNECTOR AND SHALL NOT BE REPRODUCED, COPIED, OR USED IN ANY MANNER WITHOUT PRIOR WRITTEN CONTENT OF BEL STEWART CONNECTOR. THE SUBJECT MATTER MAY BE PATENTED OR A PATENT MAY BE PENDING.

Bel Stewart Connector
11118 Susquehanna Trail, South
Glen Rock, Pa 17327-9199
717.234.7512

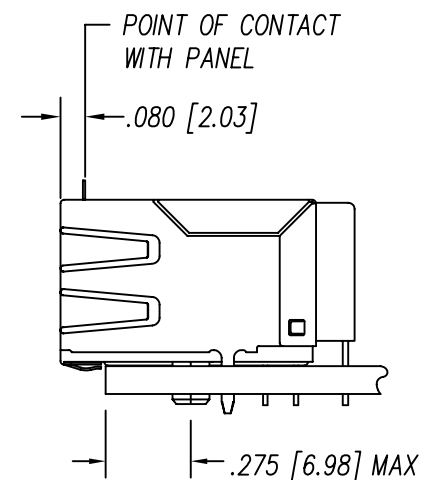
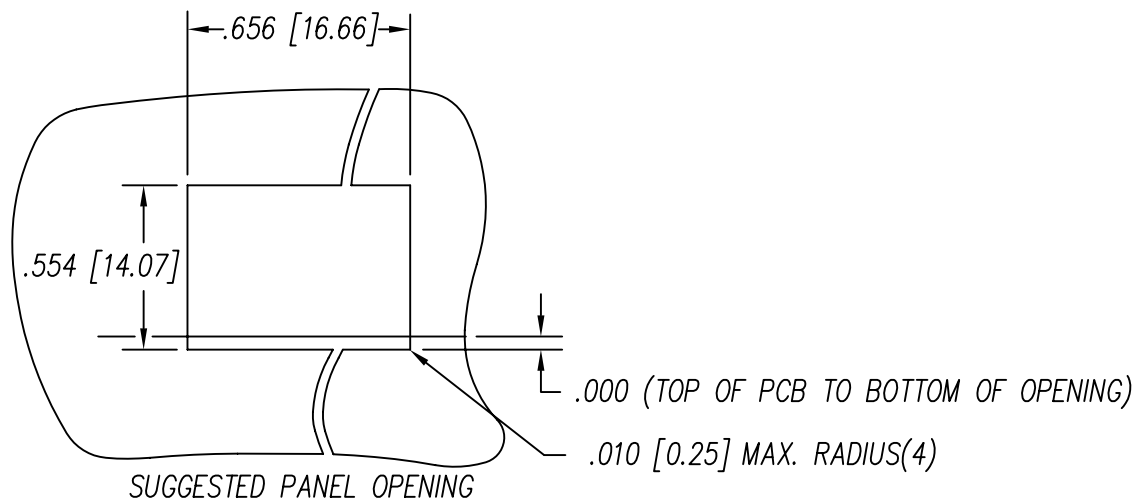
MagJack®

<http://www.stewartconnector.com>

SHEET
2 OF 3

DRAWING NO.
SI-50046

REV.
07



1. THE SUGGESTED PANEL OPENING IS INTENDED TO GIVE THE USER THE ABILITY TO HAVE REASONABLE JACK / PANEL CLEARANCES YET MAINTAIN RELIABLE GROUNDING CAPABILITY.
2. ALL TOLERANCES NOT OTHERWISE SPECIFIED TO BE ± 0.005 [0.13]

Bel Stewart Connector
11118 Susquehanna Trail, South
Glen Rock, Pa 17327-9199
717.234.7512

MagJack®

<http://www.stewartconnector.com>

THIS DRAWING AND THE SUBJECT MATTER SHOWN THEREON ARE CONFIDENTIAL AND PROPERTY OF BEL STEWART CONNECTOR AND SHALL NOT BE REPRODUCED, COPIED, OR USED IN ANY MANNER WITHOUT PRIOR WRITTEN CONTENT OF BEL STEWART CONNECTOR. THE SUBJECT MATTER MAY BE PATENTED OR A PATENT MAY BE PENDING.

SHEET
3 OF 3

DRAWING NO. SI-50046 REV. 07