

IEEE 1394a-2000 CONSUMER ELECTRONICS SOLUTION

Data Sheet Extract, Rev 1.2

FEATURES

- **IEEE 1394 Features**
 - Integrated 400/200/100-Mbps 2-Port/3-Port PHY
 - Compliant to IEEE Std 1394-1995 and IEEE Std 1394a-2000
 - Supports Bus Manager Functions and Automatic 1394 Self-ID Verification
 - Separate Asynchronous ACK Buffers Decrease ACK-Tracking Burden on External CPU
- **DTCP and AES Encryption Support for MPEG-DVB and DSS(TSB43EA42/43 and TSB43EC42/43 Only)**
 - DTCP Encryption Support on IEEE Std 1394 Bus
 - AES128 Encryption Support on HSDI Path (TSB43EC42/43 Only)
 - Support for up to Two Encrypted/Decrypted Streams at One Time
 - Full or Restricted AKE Performed With Hardware Assist
 - Secure Loading of DTCP and AES128 Information Using External CPU Interface
 - Localization Support Compliant With DTCP Draft Revision 1.51
- **Video Interfaces**
 - Two Configurable High-Speed Data Ports for Video Data
 - One Port Configurable As Parallel Or Serial
 - One Port Serial Only
 - Pass-Through Modes for HSDI0 and HSDI1
 - Packet Insertion – Two Insertion Buffers per HSDI for PAT, PMT, SIT, and DIT Packets
 - PID Filtering (32 PID Filters per HSDI Port)
- **External CPU Interfaces**
 - Motorola 68K-Style 16-Bit Asynchronous Interface
 - SRAM-Like 16-Bit Asynchronous Interface
 - PCI Interface (33 MHz) Compliant to PCI Specification Version 3.0 (Supports PCI Slave and Master Function)
- **DMA**
 - Higher Asynchronous Throughput With DMA Hardware Enhancements (Available in PCI Mode Only)
 - Internal DMA Controller – Asynchronous, Asynchronous Stream TX/RX
 - General DMA
 - Auto Response DMA for SBP2 Transactions
- **Data Buffers**
 - 2 x 4K-Byte Isochronous Buffers for Video Data
 - 2 x 2K-Byte Asynchronous/Asynchronous Stream Transmit Buffers
 - 2 x 2K-Byte Asynchronous/Asynchronous Stream Receive Buffers
 - 1 x 1K-Byte Self-ID Buffer
 - Insertion Buffers for MPEG-DVB/DSS Packet Insertion
 - Programmable Data/Space Available Indicators for Buffer Flow Control



Please be aware that an important notice concerning availability, standard warranty, and use in critical applications of Texas Instruments semiconductor products and disclaimers thereto appears at the end of this data sheet.

- **Hardware Packet Formatting Standards**
 - IEC61883-1 (General)
 - IEC61883-2 (SD-DVCR)
 - IEC61883-4 (MPEG2-TS)
 - IEC61883-7 (ITU-R BO.1294 System B) – DSS
 - Generic 61883 Mode
 - Asynchronous Packets
 - Asynchronous Streams
 - PHY Packets (Including Self-IDs)
 - MPEG4 Supported Under IEC61883-4 (No New Requirement for MPEG4 Over IEEE Std 1394)
- **Additional Features**
 - JTAG Interface to Support Post-Assembly Scan of Device I/O – Boundary Scan
 - Unique "Binding" Method Protects Sensitive Data on the Circuit Board Traces at the External CPU Interface
 - Unique "EMI-AES Binding" Method Prevents Protected Data From Being Transmitted in the Clear

DESCRIPTION

The TSB43Ex42/43 is high-performance consumer electronics IEEE 1394 link layer and integrated physical layer devices designed for digitally interfacing advanced video consumer electronics applications. It supports formatting and transmission of IEC61883 data, including IEC61883-1 (general), IEC61883-2 (SD-DVCR), IEC61883-4 (MPEG2-TS), and IEC61883-7 (ITU-R BO.1294 SystemB-DSS). The TSB43Ex42/43 also supports standard IEEE 1394 data types, such as asynchronous, asynchronous streams, and PHY packets.

The TSB43EAXx/ECxx version incorporates DTCP (M6) baseline per the DTLA (5C) specification to support transmit and receive of up to two MPEG2 transport streams with encryption and decryption. The TSB43EAXx/ECxx version also includes hardware acceleration for content key generation.

The TSB43EBxx series are identical to the TSB43EAXx/ECxx series without implementation of the encryption/decryption features. The TSB43EB42/43 devices allow customers that do not require the encryption/decryption features to incorporate the TSB43Ex42/43 function without becoming DTLA licensees.

The TSB43Ex42/43 features an integrated 2-port/3-port PHY. The PHY operates at 100 Mbps, 200 Mbps, or 400 Mbps. They follow all requirements as stated in the IEEE 1394-1995 and IEEE 1394a-2000 standards.

NOTE

Designing with this device may require extensive support. Before incorporating this device into a design, customers should contact TI or an Authorized TI Distributor.

ORDERING INFORMATION⁽¹⁾⁽²⁾

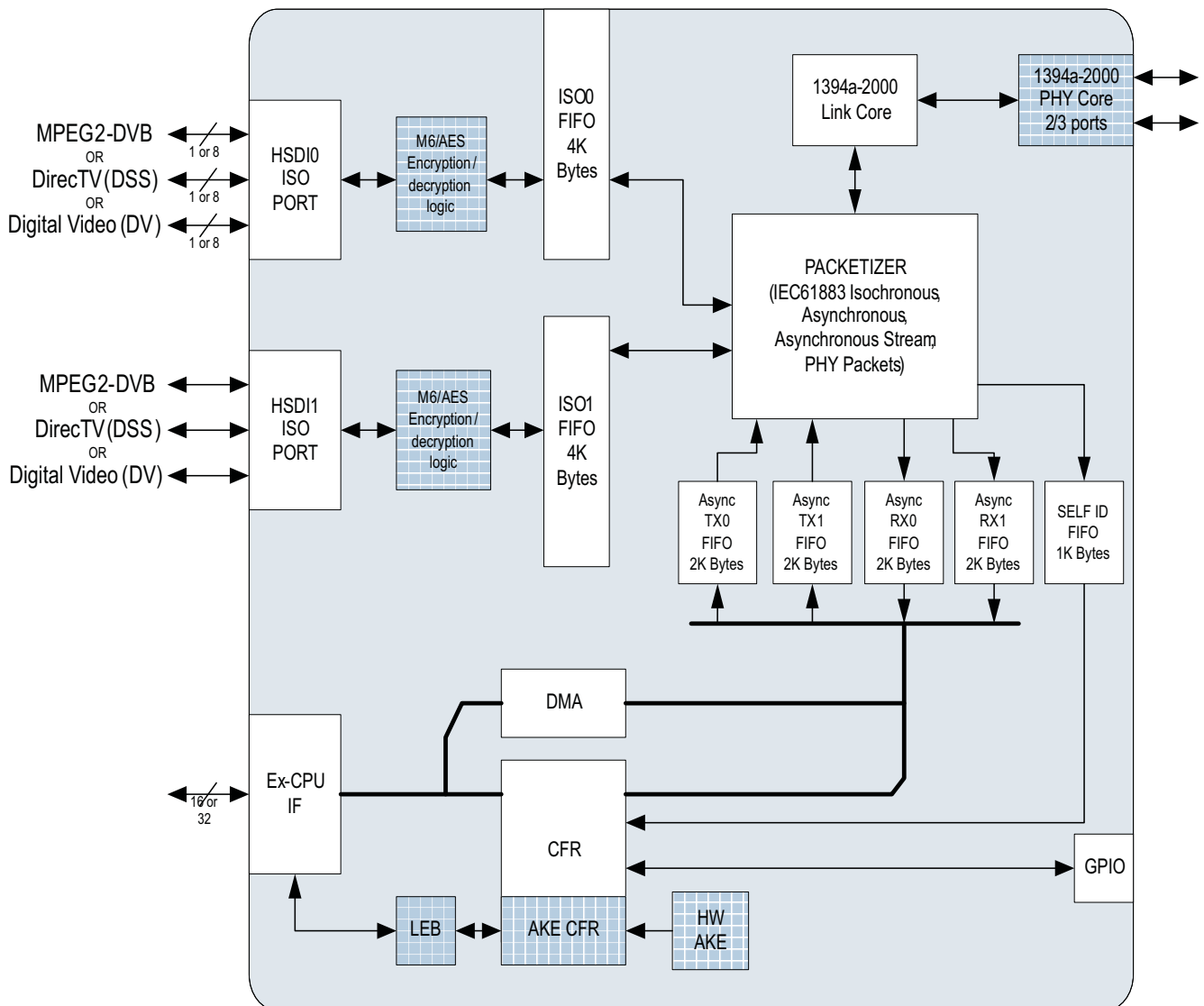
ORDERING NUMBER	AVAILABILITY	NUMBER OF PHY PORTS	5C/Non-5C	VOLTAGE	PACKAGE	PACKAGE TYPE ⁽³⁾
TSB43EA42	Available	2	5C only	3.3 V/1.5 V	BGA 144	ZGU
TSB43EB42	Available	2	Non-5C	3.3 V/1.5 V	BGA 144	ZGU
TSB43EC42	Available	2	5C + AES	3.3 V/1.5 V	BGA 144	ZGU
TSB43EB43	To be released	3	Non-5C	3.3 V/1.5 V	BGA 144	ZGU
TSB43EA43	To be released	3	5C only	3.3 V/1.5 V	BGA 144	ZGU
TSB43EC43	To be released	3	5C + AES	3.3 V/1.5 V	BGA 144	ZGU

(1) The devices in the shaded rows are available for order. Other devices are scheduled to be released.

(2) For the most current package and ordering information, see the Package Option Addendum at the end of this document, or see the TI web site at www.ti.com.

(3) Package drawings, thermal data, and symbolization are available at www.ti.com/packaging.

BLOCK DIAGRAM



NOTE: Blocks with checked/shaded pattern are available only in selected versions of the device.

DISCLAIMER

Any operations not described by this data manual are undefined. TI is not responsible for the results if the user operates TSB43Ex42/43 in a manner not described by this document.

Operating Voltage⁽¹⁾

		MIN	MAX	UNIT
Operating voltage	Nominal voltage = 1.5 V	1.35	1.65	V
	Nominal voltage = 3.3 V	3	3.6	V

(1) I/Os are not 5-V tolerant (including PCI interface)

Operating Temperature

		MIN	MAX	UNIT
Operating ambient temperature	Commercial	0	70	°C
	Industrial (To be released)	-40	85	°C
Storage temperature		-65	150	°C

APPLICATION INFORMATION

In an HDTV application (see [Figure 1](#)), the TSB43EC42/43 receives the MPEG2 transport stream, decrypts it using the M6 cipher, and outputs it to the application over the HSDI port AES encrypted. The MPEG2 demux and decode device separates the audio and video streams, decodes them, and outputs the 2-channel audio to an audio DAC for listening and the video to an NTSC/PAL encoder for display.

The HDTV receives on-screen display (OSD) information from the video source, such as a set-top box, using the EIA775 standard. The system processor receives the OSD data through the TSB43EC42/43 asynchronous receive buffer. The system graphics controller controls the OSD and mixes it with the video data for display.

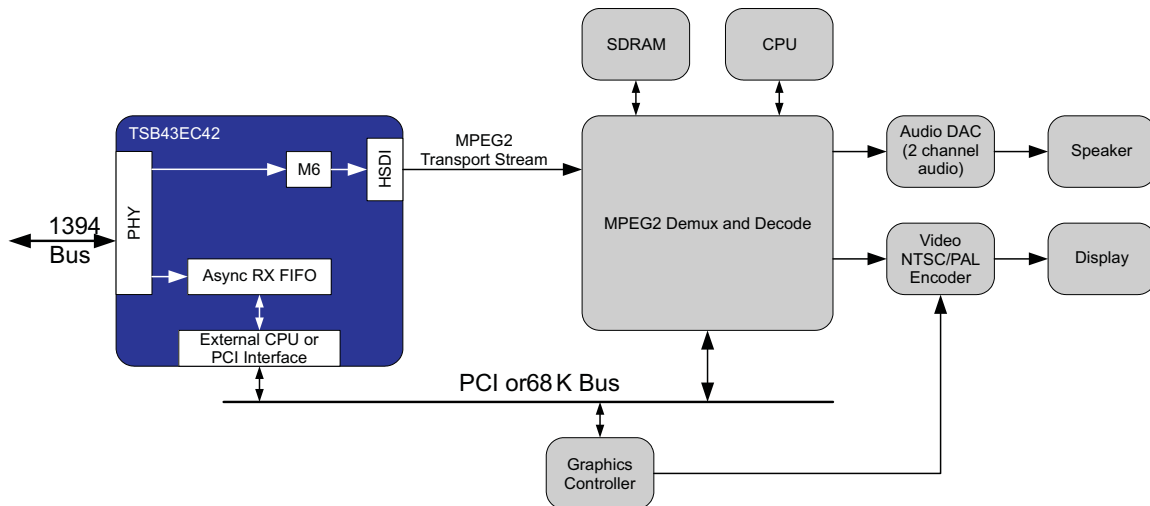


Figure 1. TSB43EC42/43 in HDTV Application

In a set-top box application (see [Figure 2](#)), the set-top box receives the MPEG2 transport stream from either satellite or cable sources. The MPEG2 transport stream is input to the TSB43EC42/43 HSDI port in AES encrypted format. The TSB43EC42/43 decrypts the packets received over the HSDI port, performs any PID filtering or packet insertion, encrypts the stream using M6 cipher, and transmits the stream over IEEE 1394.

The set-top box also creates on screen display (OSD) graphics to transmit to the sink device. The system inputs the OSD data to the TSB43EC42/43 asynchronous transmit buffer. The TSB43EC42/43 transmits the OSD using asynchronous packets to the sink device.

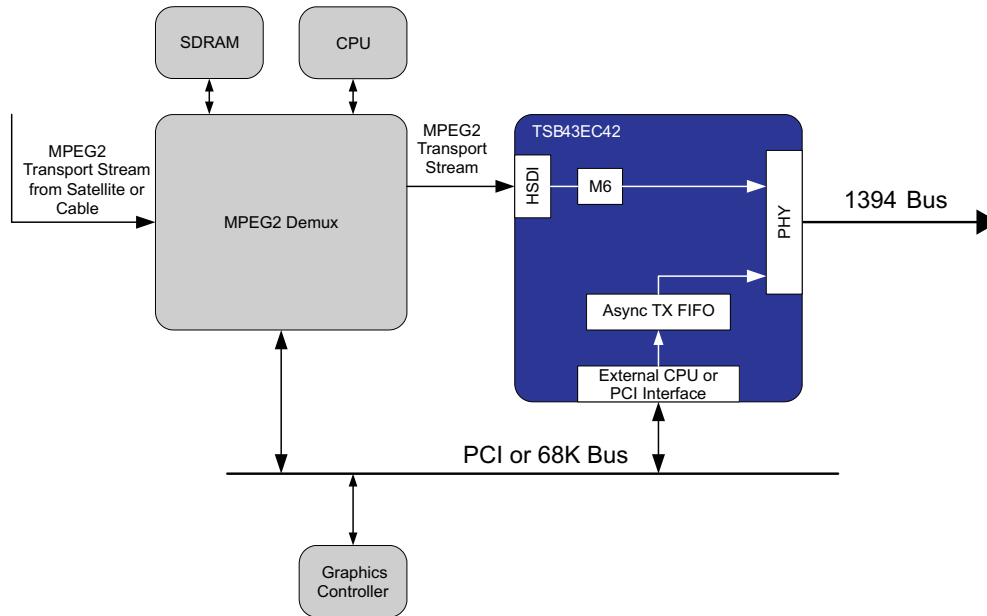


Figure 2. TSB43EC42/43 in STB Application

REVISION HISTORY

Version	Date	Notes
1.0 - Released	Apr-08	Initial release
1.1	Oct-08	Corrections in device name references. Updated availability status of TSB43EC42 in section 4.2 Packet size/ordering information. Updated 4.4 operating temperature section
1.2	Jan-10	Updated availability status of TSB43EA42 in Ordering Information.

PACKAGING INFORMATION

Orderable Device	Status (1)	Package Type	Package Drawing	Pins	Package Qty	Eco Plan (2)	Lead/Ball Finish (6)	MSL Peak Temp (3)	Op Temp (°C)	Device Marking (4/5)	Samples
TSB43EA42ZGU	ACTIVE	BGA MICROSTAR	ZGU	144	160	Green (RoHS & no Sb/Br)	SNAGCU	Level-3-260C-168 HR	0 to 70	TSB43EA42	Samples
TSB43EA43ZGU	ACTIVE	BGA MICROSTAR	ZGU	144		TBD	Call TI	Call TI	0 to 70	TSB43EA43	Samples
TSB43EB42ZGU	ACTIVE	BGA MICROSTAR	ZGU	144	126	Green (RoHS & no Sb/Br)	SNAGCU	Level-3-260C-168 HR	0 to 70	TSB43EB42	Samples
TSB43EC42ZGU	ACTIVE	BGA MICROSTAR	ZGU	144	160	Green (RoHS & no Sb/Br)	SNAGCU	Level-3-260C-168 HR	0 to 70	TSB43EC42	Samples

(1) The marketing status values are defined as follows:

ACTIVE: Product device recommended for new designs.

LIFEBUY: TI has announced that the device will be discontinued, and a lifetime-buy period is in effect.

NRND: Not recommended for new designs. Device is in production to support existing customers, but TI does not recommend using this part in a new design.

PREVIEW: Device has been announced but is not in production. Samples may or may not be available.

OBSOLETE: TI has discontinued the production of the device.

(2) Eco Plan - The planned eco-friendly classification: Pb-Free (RoHS), Pb-Free (RoHS Exempt), or Green (RoHS & no Sb/Br) - please check <http://www.ti.com/productcontent> for the latest availability information and additional product content details.

TBD: The Pb-Free/Green conversion plan has not been defined.

Pb-Free (RoHS): TI's terms "Lead-Free" or "Pb-Free" mean semiconductor products that are compatible with the current RoHS requirements for all 6 substances, including the requirement that lead not exceed 0.1% by weight in homogeneous materials. Where designed to be soldered at high temperatures, TI Pb-Free products are suitable for use in specified lead-free processes.

Pb-Free (RoHS Exempt): This component has a RoHS exemption for either 1) lead-based flip-chip solder bumps used between the die and package, or 2) lead-based die adhesive used between the die and leadframe. The component is otherwise considered Pb-Free (RoHS compatible) as defined above.

Green (RoHS & no Sb/Br): TI defines "Green" to mean Pb-Free (RoHS compatible), and free of Bromine (Br) and Antimony (Sb) based flame retardants (Br or Sb do not exceed 0.1% by weight in homogeneous material)

(3) MSL, Peak Temp. - The Moisture Sensitivity Level rating according to the JEDEC industry standard classifications, and peak solder temperature.

(4) There may be additional marking, which relates to the logo, the lot trace code information, or the environmental category on the device.

(5) Multiple Device Markings will be inside parentheses. Only one Device Marking contained in parentheses and separated by a "~" will appear on a device. If a line is indented then it is a continuation of the previous line and the two combined represent the entire Device Marking for that device.

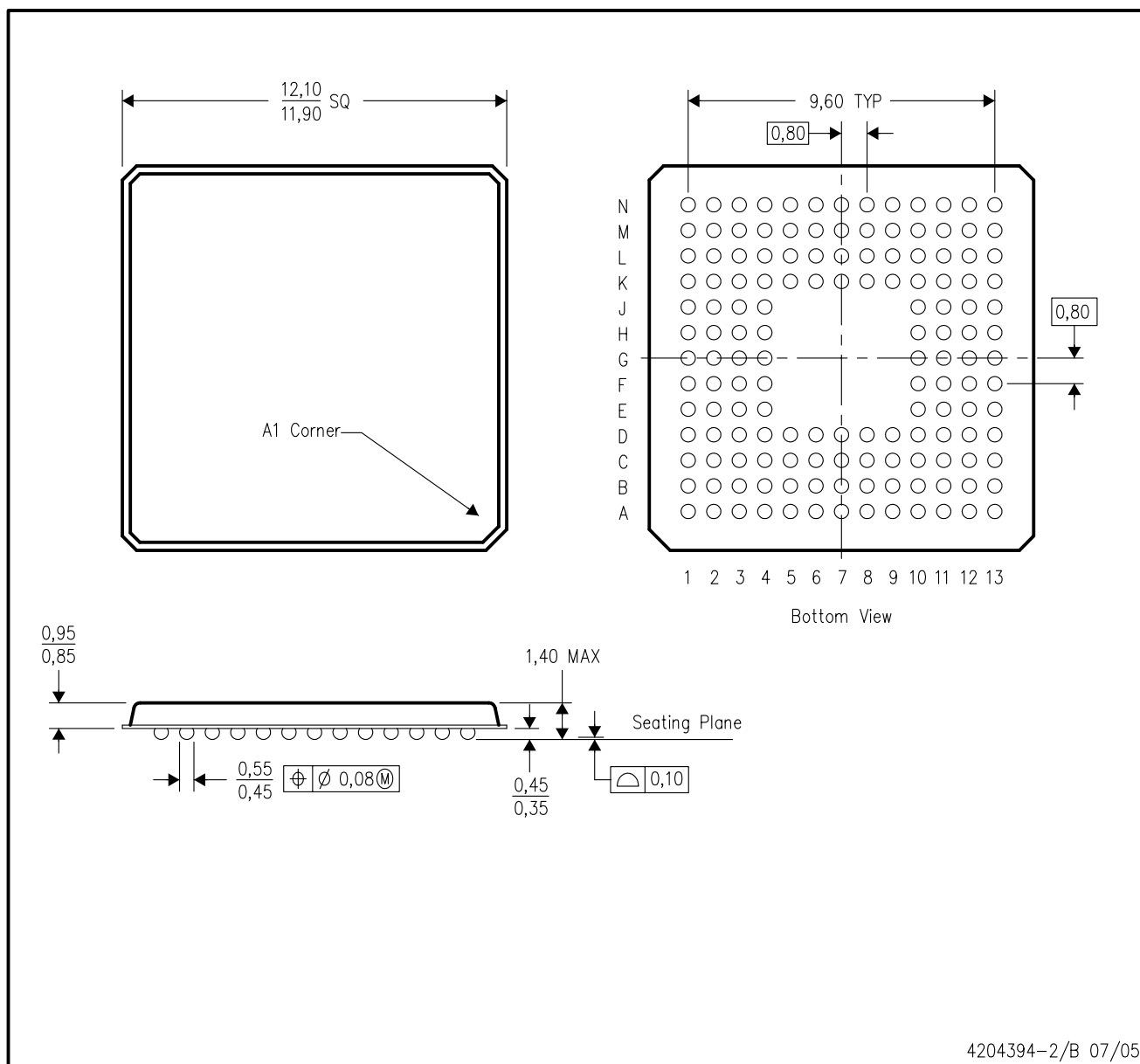
(6) Lead/Ball Finish - Orderable Devices may have multiple material finish options. Finish options are separated by a vertical ruled line. Lead/Ball Finish values may wrap to two lines if the finish value exceeds the maximum column width.

Important Information and Disclaimer: The information provided on this page represents TI's knowledge and belief as of the date that it is provided. TI bases its knowledge and belief on information provided by third parties, and makes no representation or warranty as to the accuracy of such information. Efforts are underway to better integrate information from third parties. TI has taken and continues to take reasonable steps to provide representative and accurate information but may not have conducted destructive testing or chemical analysis on incoming materials and chemicals. TI and TI suppliers consider certain information to be proprietary, and thus CAS numbers and other limited information may not be available for release.

In no event shall TI's liability arising out of such information exceed the total purchase price of the TI part(s) at issue in this document sold by TI to Customer on an annual basis.

ZGU (S-PBGA-N144)

PLASTIC BALL GRID ARRAY



- NOTES:
- A. All linear dimensions are in millimeters.
 - B. This drawing is subject to change without notice.
 - C. Micro Star BGA configuration
 - D. This is a lead-free solder ball design.

IMPORTANT NOTICE

Texas Instruments Incorporated and its subsidiaries (TI) reserve the right to make corrections, enhancements, improvements and other changes to its semiconductor products and services per JESD46, latest issue, and to discontinue any product or service per JESD48, latest issue. Buyers should obtain the latest relevant information before placing orders and should verify that such information is current and complete. All semiconductor products (also referred to herein as "components") are sold subject to TI's terms and conditions of sale supplied at the time of order acknowledgment.

TI warrants performance of its components to the specifications applicable at the time of sale, in accordance with the warranty in TI's terms and conditions of sale of semiconductor products. Testing and other quality control techniques are used to the extent TI deems necessary to support this warranty. Except where mandated by applicable law, testing of all parameters of each component is not necessarily performed.

TI assumes no liability for applications assistance or the design of Buyers' products. Buyers are responsible for their products and applications using TI components. To minimize the risks associated with Buyers' products and applications, Buyers should provide adequate design and operating safeguards.

TI does not warrant or represent that any license, either express or implied, is granted under any patent right, copyright, mask work right, or other intellectual property right relating to any combination, machine, or process in which TI components or services are used. Information published by TI regarding third-party products or services does not constitute a license to use such products or services or a warranty or endorsement thereof. Use of such information may require a license from a third party under the patents or other intellectual property of the third party, or a license from TI under the patents or other intellectual property of TI.

Reproduction of significant portions of TI information in TI data books or data sheets is permissible only if reproduction is without alteration and is accompanied by all associated warranties, conditions, limitations, and notices. TI is not responsible or liable for such altered documentation. Information of third parties may be subject to additional restrictions.

Resale of TI components or services with statements different from or beyond the parameters stated by TI for that component or service voids all express and any implied warranties for the associated TI component or service and is an unfair and deceptive business practice. TI is not responsible or liable for any such statements.

Buyer acknowledges and agrees that it is solely responsible for compliance with all legal, regulatory and safety-related requirements concerning its products, and any use of TI components in its applications, notwithstanding any applications-related information or support that may be provided by TI. Buyer represents and agrees that it has all the necessary expertise to create and implement safeguards which anticipate dangerous consequences of failures, monitor failures and their consequences, lessen the likelihood of failures that might cause harm and take appropriate remedial actions. Buyer will fully indemnify TI and its representatives against any damages arising out of the use of any TI components in safety-critical applications.

In some cases, TI components may be promoted specifically to facilitate safety-related applications. With such components, TI's goal is to help enable customers to design and create their own end-product solutions that meet applicable functional safety standards and requirements. Nonetheless, such components are subject to these terms.

No TI components are authorized for use in FDA Class III (or similar life-critical medical equipment) unless authorized officers of the parties have executed a special agreement specifically governing such use.

Only those TI components which TI has specifically designated as military grade or "enhanced plastic" are designed and intended for use in military/aerospace applications or environments. Buyer acknowledges and agrees that any military or aerospace use of TI components which have **not** been so designated is solely at the Buyer's risk, and that Buyer is solely responsible for compliance with all legal and regulatory requirements in connection with such use.

TI has specifically designated certain components as meeting ISO/TS16949 requirements, mainly for automotive use. In any case of use of non-designated products, TI will not be responsible for any failure to meet ISO/TS16949.

Products

Audio	www.ti.com/audio
Amplifiers	amplifier.ti.com
Data Converters	dataconverter.ti.com
DLP® Products	www.dlp.com
DSP	dsp.ti.com
Clocks and Timers	www.ti.com/clocks
Interface	interface.ti.com
Logic	logic.ti.com
Power Mgmt	power.ti.com
Microcontrollers	microcontroller.ti.com
RFID	www.ti-rfid.com
OMAP Applications Processors	www.ti.com/omap
Wireless Connectivity	www.ti.com/wirelessconnectivity

Applications

Automotive and Transportation	www.ti.com/automotive
Communications and Telecom	www.ti.com/communications
Computers and Peripherals	www.ti.com/computers
Consumer Electronics	www.ti.com/consumer-apps
Energy and Lighting	www.ti.com/energy
Industrial	www.ti.com/industrial
Medical	www.ti.com/medical
Security	www.ti.com/security
Space, Avionics and Defense	www.ti.com/space-avionics-defense
Video and Imaging	www.ti.com/video

TI E2E Community

e2e.ti.com