



■ Features :

- Universal AC input / Full range (up to 280VAC)
- High efficiency 92%
- Protections: Short circuit / Overload / Over voltage / Over temperature
- Built-in active PFC function
- Cooling by free air convection
- OCP point adjustable through output cable or internal potential meter
- Suitable for LED lighting and moving sign applications
- IP65 / IP67 design for indoor or outdoor installations
- Damp / wet location outdoor application
- Compliance to worldwide safety regulations for lighting
- 3 years warranty



SELV

IP65

IP67

 BSI BRITISH STANDARD	BALANCE GEPIRUS
	TYPE APPROVAL

CE

CLG-150-12 **A** Blank : IP67 rated. Cable for I/O connection. (Optional)

A : IP65 rated. Output voltage and constant current level can be adjusted through internal potential meter.

B : IP67 rated. Constant current level adjustable through output cable. (Optional)

C : Terminal block for I/O connection. Output voltage and constant current level can be adjusted through internal potential meter. (Optional)

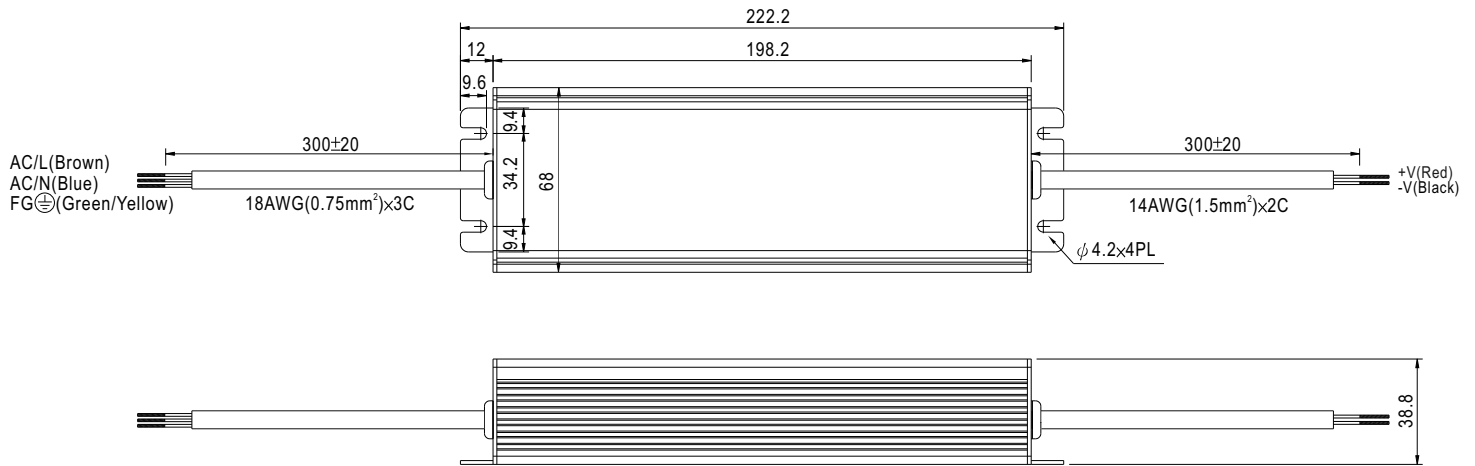
SPECIFICATION

MODEL		CLG-150-12	CLG-150-15	CLG-150-20	CLG-150-24	CLG-150-30	CLG-150-36	CLG-150-48	
OUTPUT	DC VOLTAGE	12V	15V	20V	24V	30V	36V	48V	
	CONSTANT CURRENT REGION <small>Note.4</small>	9 ~ 12V	11.25 ~ 15V	15 ~ 20V	18 ~ 24V	22.5 ~ 30V	27 ~ 36V	36 ~ 48V	
	RATED CURRENT	11A	9.5A	7.5A	6.3A	5A	4.2A	3.2A	
	RATED POWER	132W	142.5W	150W	151.2W	150W	151.2W	153.6W	
	RIPPLE & NOISE (max.) <small>Note.2</small>	150mVp-p	150mVp-p	150mVp-p	150mVp-p	150mVp-p	150mVp-p	200mVp-p	
	VOLTAGE ADJ. RANGE <small>Note.6</small>	9 ~ 13V	13 ~ 17V	17 ~ 22V	22 ~ 27V	26 ~ 32V	31 ~ 41V	40 ~ 56V	
	CURRENT ADJ. RANGE	Can be adjusted by internal potential meter or through output cable							
		5.5 ~ 11A	4.75 ~ 9.5A	3.75 ~ 7.5A	3.15 ~ 6.3A	2.5 ~ 5A	2.1 ~ 4.2A	1.6 ~ 3.2A	
	VOLTAGE TOLERANCE <small>Note.3</small>	±2.0%	±2.0%	±2.0%	±1.0%	±1.0%	±1.0%	±1.0%	
	LINE REGULATION	±0.5%	±0.5%	±0.5%	±0.5%	±0.5%	±0.5%	±0.5%	
	LOAD REGULATION	±1.0%	±1.0%	±1.0%	±0.5%	±0.5%	±0.5%	±0.5%	
SETUP, RISE TIME	3000ms, 80ms at full load 230VAC /115VAC								
HOLD UP TIME (Typ.)	50ms / 230VAC 16ms / 115VAC at full load								
INPUT	VOLTAGE RANGE <small>Note.5</small>	90 ~ 295VAC	127 ~ 417VDC						
	FREQUENCY RANGE	47 ~ 63Hz							
	POWER FACTOR	PF ≥ 0.95/230VAC		PF ≥ 0.98/115VAC at full load and rated output voltage		PF ≥ 0.9 at 75 ~ 100% load			
	EFFICIENCY (Typ.)	88%	88%	90%	90%	91%	91%	92%	
	AC CURRENT	2A / 115VAC		1A / 230VAC					
	INRUSH CURRENT(max.)	COLD START 65A/230VAC							
	LEAKAGE CURRENT	<1mA / 240VAC							
PROTECTION	OVER CURRENT (Typ.) <small>Note.4</small>	95 ~ 108% Protection type : Constant current limiting, recovers automatically after fault condition is removed							
	SHORT CIRCUIT <small>Note.8</small>	Hiccup mode, recovers automatically after fault condition is removed							
	OVER VOLTAGE	13.5 ~ 16V	18 ~ 20V	23 ~ 27V	28 ~ 34V	33 ~ 36V	42 ~ 48V	57 ~ 65V	
		Protection type : Shut down and latch off o/p voltage, re-power on to recover							
	OVER TEMPERATURE	100℃ ±10℃ (RTH2) Protection type : Shut down o/p voltage, re-power on to recover							
ENVIRONMENT	WORKING TEMP. <small>Note.7</small>	-30 ~ +55℃ @ full load ; +70℃ @ 60% load							
	WORKING HUMIDITY	20 ~ 95% RH non-condensing							
	STORAGE TEMP., HUMIDITY	-40 ~ +80℃, 10 ~ 95% RH							
	TEMP. COEFFICIENT	±0.03%/℃ (0 ~ 50℃)							
	VIBRATION	10 ~ 500Hz, 5G 12min./1cycle, period for 72min. each along X, Y, Z axes							
SAFETY & EMC	SAFETY STANDARDS <small>Note.9</small>	UL1012 ; EN61347-1, EN61347-2-13 independent (except for CLG-150 C type) ; UL60950-1, TUV EN60950-1 (TBD)							
	WITHSTAND VOLTAGE	I/P-O/P:3.75KVAC I/P-FG:1.88KVAC O/P-FG:0.5KVAC							
	ISOLATION RESISTANCE	I/P-O/P, I/P-FG, O/P-FG:100M Ohms / 500VDC / 25℃ / 70% RH							
	EMI CONDUCTION & RADIATION	Compliance to EN55015, EN55022 (CISPR22) Class B							
	HARMONIC CURRENT	Compliance to EN61000-3-2 Class C (≥ 75% load) ; EN61000-3-3							
	EMS IMMUNITY	Compliance to EN61000-4-2,3,4,5,6,8,11; ENV50204, EN61547, EN55024, light industry level (surge 4KV), criteria A							
OTHERS	MTBF	303.7Khrs min. MIL-HDBK-217F (25℃)							
	DIMENSION	222.2*68*38.8mm (L*W*H)(CLG-150-Blank/A/B)			229*68*38.8mm (L*W*H)(CLG-150-C)				
	PACKING	0.2Kg; 12pcs/13Kg/0.49CUFT(CLG-150-Blank/A/B)			1Kg; 12pcs/13Kg/0.96CUFT(CLG-150-C)				
NOTE	1. All parameters NOT specially mentioned are measured at 230VAC input, rated load and 25℃ of ambient temperature. 2. Ripple & noise are measured at 20MHz of bandwidth by using a 12" twisted pair-wire terminated with a 0.1uf & 47uf parallel capacitor. 3. Tolerance : includes set up tolerance, line regulation and load regulation. 4. Constant current operation region is within 75% ~100% rated output voltage. This is the suitable operation region for LED related applications, but please reconfirm special electrical requirements for some specific system design. 5. Derating may be needed under low input voltages. Please check the derating curve for more details. 6. Type A and type C only. 7. Please refer to derating curve. 8. Please refer to OLP characteristics. 9. Safety and EMC design refer to EN60598-1, subject 8750(UL), CNS15233, GB7000.1, FCC part18. 10. The power supply is considered as a component that will be operated in combination with final equipment. Since EMC performance will be affected by the complete installation, the final equipment manufacturers must re-qualify EMC Directive on the complete installation again.								

Mechanical Specification

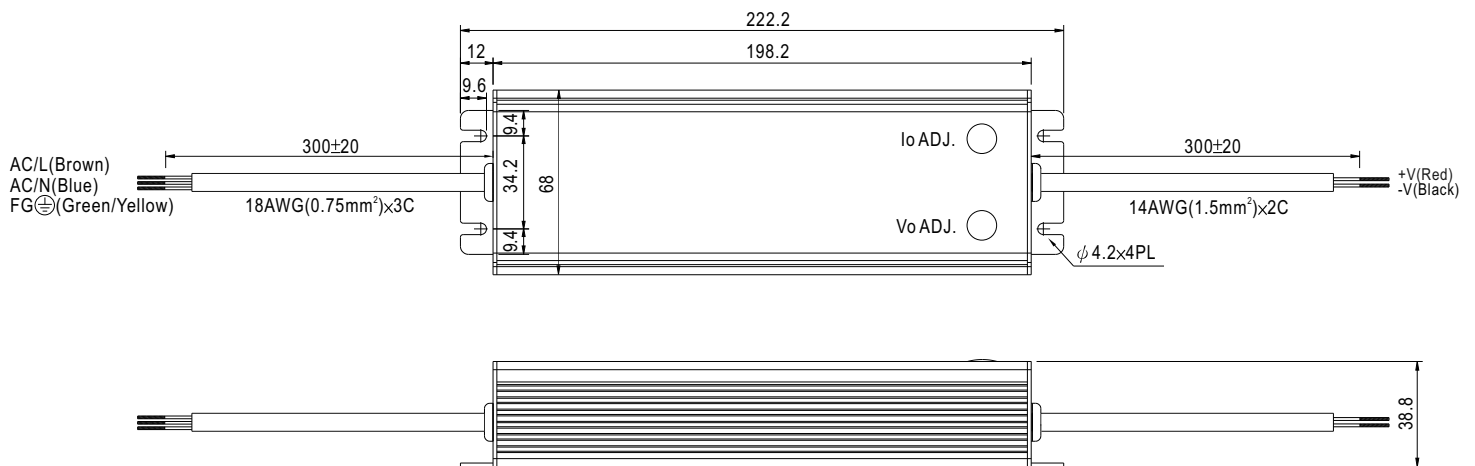
Case No. 954A Unit:mm

Blank:(CLG-150)



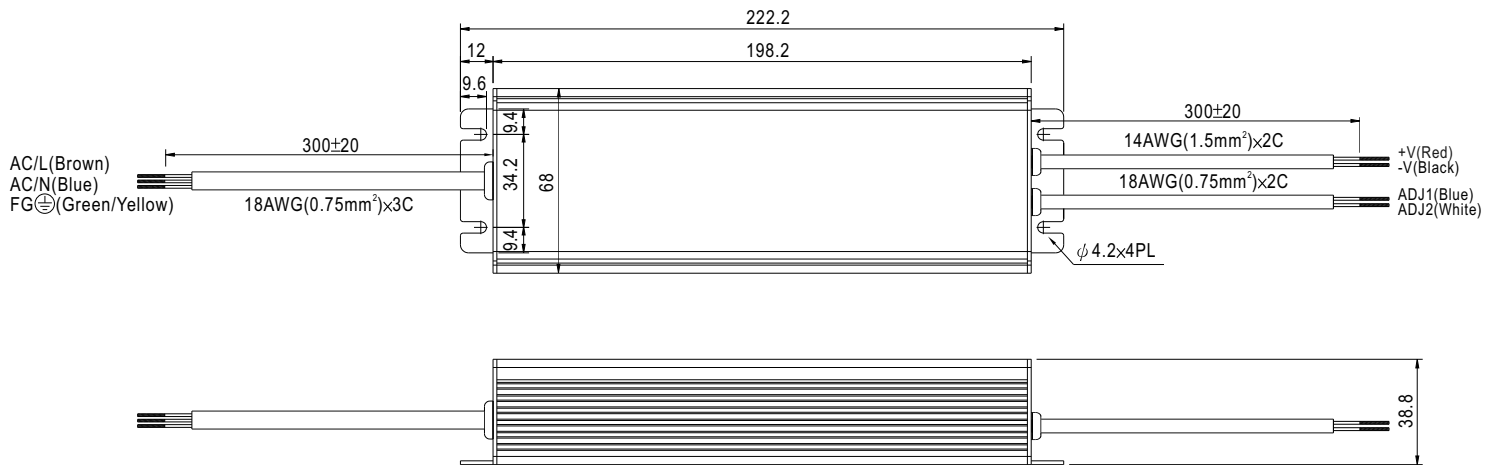
※IP67 rated. Cable for I/O connection.

A Type:(CLG-150- _A)



※ IP65 rated. Output voltage and constant current level can be adjusted through internal potential meter.
(Can access by removing the rubber stopper on the case.)

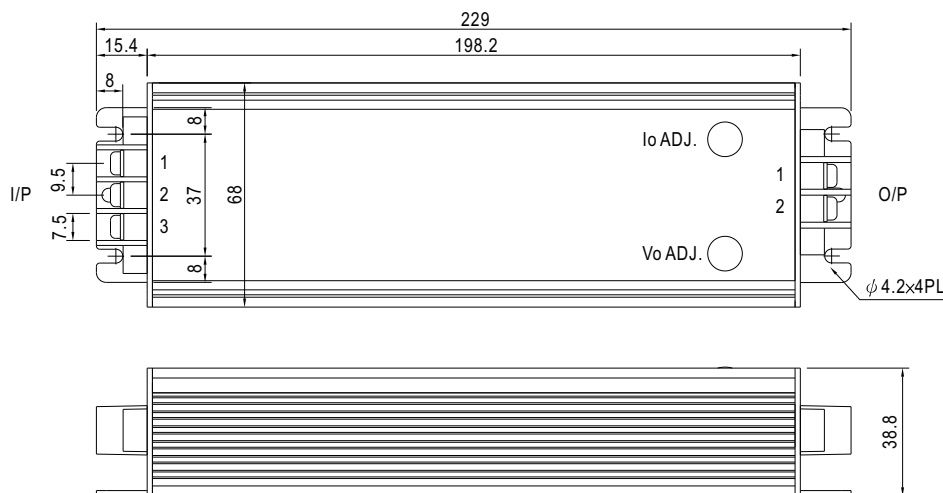
B Type:(CLG-150-_B)



- ※ IP67 rated. Output constant current level can be adjusted through output cable by connecting a resistor between ADJ1 and ADJ2.
- ※ Reference resistance value for output current adjustment (Typical)

Resistance	Percentage of rated current
Open	Slightly > 100%
4.7K Ω	100%
620 Ω	75%
82 Ω	50%
Short	Slightly < 50%

C Type:(CLG-150-_C)



AC Input Terminal Pin No. Assignment

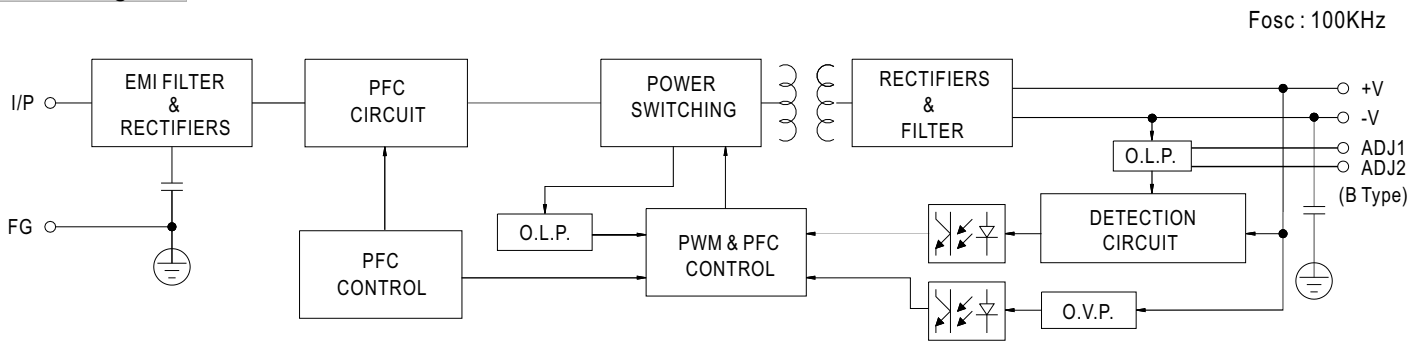
Pin No.	Assignment
1	FG \perp
2	AC/N
3	AC/L

DC Output Terminal Pin No. Assignment

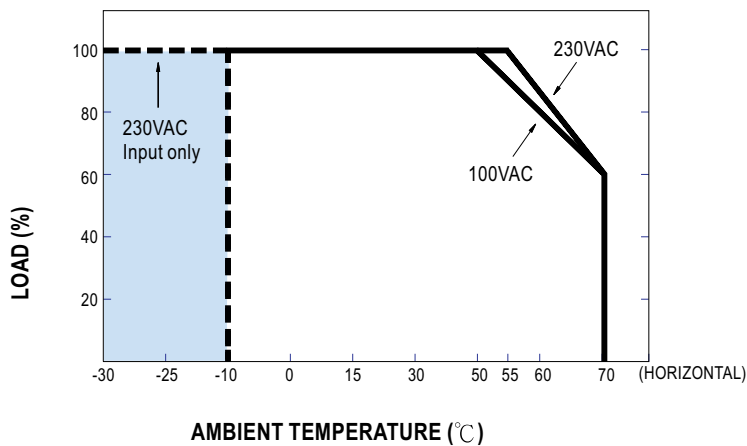
Pin No.	Assignment
1	+V
2	-V

- ※ Output voltage and constant current level can be adjusted through internal potential meter.
(Can access by removing the rubber stopper on the case.)

Block Diagram



Derating Curve



※-30°C start up possible for 230VAC input

Static Characteristics

