

Single Gang



FDQ

Two Gang



2FDQ

Three Gang



3FDQ

Four Gang



4FDQ



Listed - File E3397



Certified - File LR11852

See files for details or call Killark.

FEATURES-SPECIFICATIONS

Applications

- Accommodates wiring devices and provides opening to splice, tap, or pull conductors
- Provide access to conductors for maintenance and future system changes

Features

- The fittings on this page takes single gang covers listed on pages F41-F43
- FSQ and FDQ series boxes are made with individual cover openings so any combination of devices may be assembled
- Any assembly is suitable for wet and damp locations when it consists of these boxes and a cover suitable for wet and damp locations

- To specify conduit opening combination select the letter on the sketch which indicates the position of the opening desired. Follow this letter with the symbol indicating the type of opening-threaded, thread-less or union

Maximum Conduit Opening Size

FS-1/2" thru 1"

FD-1/2" thru 1-1/2"

Material/Finish

Copper-free Aluminum

(less than 4/10 of 1%)

- Electrostatically applied powder coating

FSQ/FDQ DRILLED AND TAPPED DEVICE BOXES

SERIES	A	B	C	D	E	H
FSQ	3-3/4"(95)	3-9/16"(90)	1/4"(6)	4-9/16"(116)	2-13/16"(71)	2"(51)
2FSQ	5-7/8"(149)	4-1/4"(108)	5/16"(8)	4-7/8"(124)	6-7/16"(164)	2"(51)
3FSQ	5-7/8"(149)	7-9/16"(192)	5/16"(8)	4-15/16"(125)	9-13/16"(249)	2-7/8"(73)
FDQ	3-3/4"(95)	3-9/16"(90)	1/4"(6)	4-9/16"(116)	2-13/16"(71)	2-7/8"(73)
2FDQ	6-3/16"(157)	4-7/16"(113)	5/16"(8)	4-7/8"(124)	6-7/16"(164)	2-7/8"(73)
3FDQ	5-7/8"(149)	7-9/16"(192)	5/16"(8)	4-15/16"(125)	9-13/16"(249)	2-7/8"(73)
4FDQ	5-7/8"(149)	10-13/16"(275)	5/16"(8)	4-15/16"(125)	13-1/8"(333)	2-7/8"(73)

Conduit Opening Data

- To specify conduit openings select the letter on these sketches which indicates the position desired. Follow this letter with the symbol indicating the type and size.

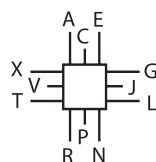
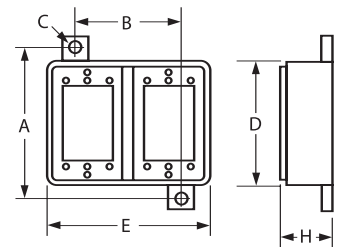
Example: 2FS-A2-E2-J13

- All conduit openings will be evenly spaced. When they are to be more accurately located, submit a sketch with spacing dimensions.
- Dimensions should be oriented from centerlines of body and outside back of body.
- FS and FSQ box will take drilled and tapped openings thru 1".
- FD and FDQ box will take drilled and tapped openings thru 1-1/2".

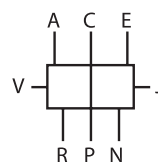
FS/FD/FSQ/FDQ CONDUIT OPENING AND SYMBOL IDENTIFICATION

FOR CONDUIT SIZE	THREADED SYMBOL NUMBER	UNION ^① SYMBOL NUMBER
1/2"	1	11
3/4"	2	12
1"	3	13
1-1/4"	4	14
1-1/2"	5	15

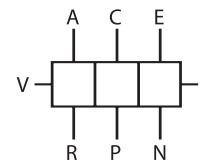
^① Union hubs are supplied by using a drilled and tapped opening with GUM Series union on 1/2", 3/4", 1", 1-1/4" and 1-1/2" sizes.



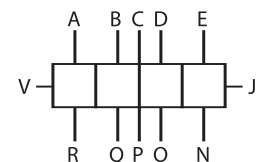
Single Gang



Two Gang



Three Gang



Four Gang



KILLARK®