THIS DRAWING IS UNPUBLISHED. RELEASED FOR PUBLICATION JUNE ,2006.
© COPYRIGHT 2006 BY TYCO ELECTRONICS CORPORATION. ALL RIGHTS RESERVED.

LOC	DIST
E	B

REVISIONS

P	LTR	DESCRIPTION	DATE	DWN	APVD
	B	ECR-06-013423	08JUN06	JMS	FWK

NOTES:

1. PACK IN ACCORDANCE WITH AMP SPEC 107-3275
2. 100 TRAY PACK IN ACCORDANCE WITH AMP SPEC 107-3275
3. Ag PLATING
4. THIS ITEM MUST BE WHITE

5 ELECTRICAL CHARACTERISTICS

FREQUENCY RANGE:	DC – 11 GHz
NOMINAL IMPEDANCE:	50 Ohm
INSULATION RESISTANCE:	5000 MOhm
WORKING VOLTAGE:	500 Volts RMS at Sea Level
DIELECTRIC WITHSTAND VOLTAGE:	1500 Volts RMS Max
CONTACT RESISTANCE:	
CENTRE CONTACT:	1.50 mOhm Max
OUTER CONTACT:	1.00 mOhm Max
VSWR @ 4GHz:	1.30:1 Max
INSERTION LOSS dB @ x 3 GHz:	0.20 Max

6 MECHANICAL CHARACTERISTICS

COUPLING NUT RETENTION FORCE:	N/A
CABLE RETENTION FORCE:	170N Min
CLAMP NUT RECOMMENDED TORQUE:	4N
MOUNT NUT RECOMMENDED TORQUE:	4N
DURABILITY:	500 Cycles Min

7 ENVIRONMENTAL CHARACTERISTICS

OPERATING TEMPERATURE:	–65 to +165 DegC

8 FOR TECHNICAL DATA REFER TO YOUR LOCAL TYCO ELECTRONICS SALES OFFICE

9 ALL DIMENSIONS ARE NOMINAL FOR REFERENCE ONLY UNLESS OTHERWISE STATED

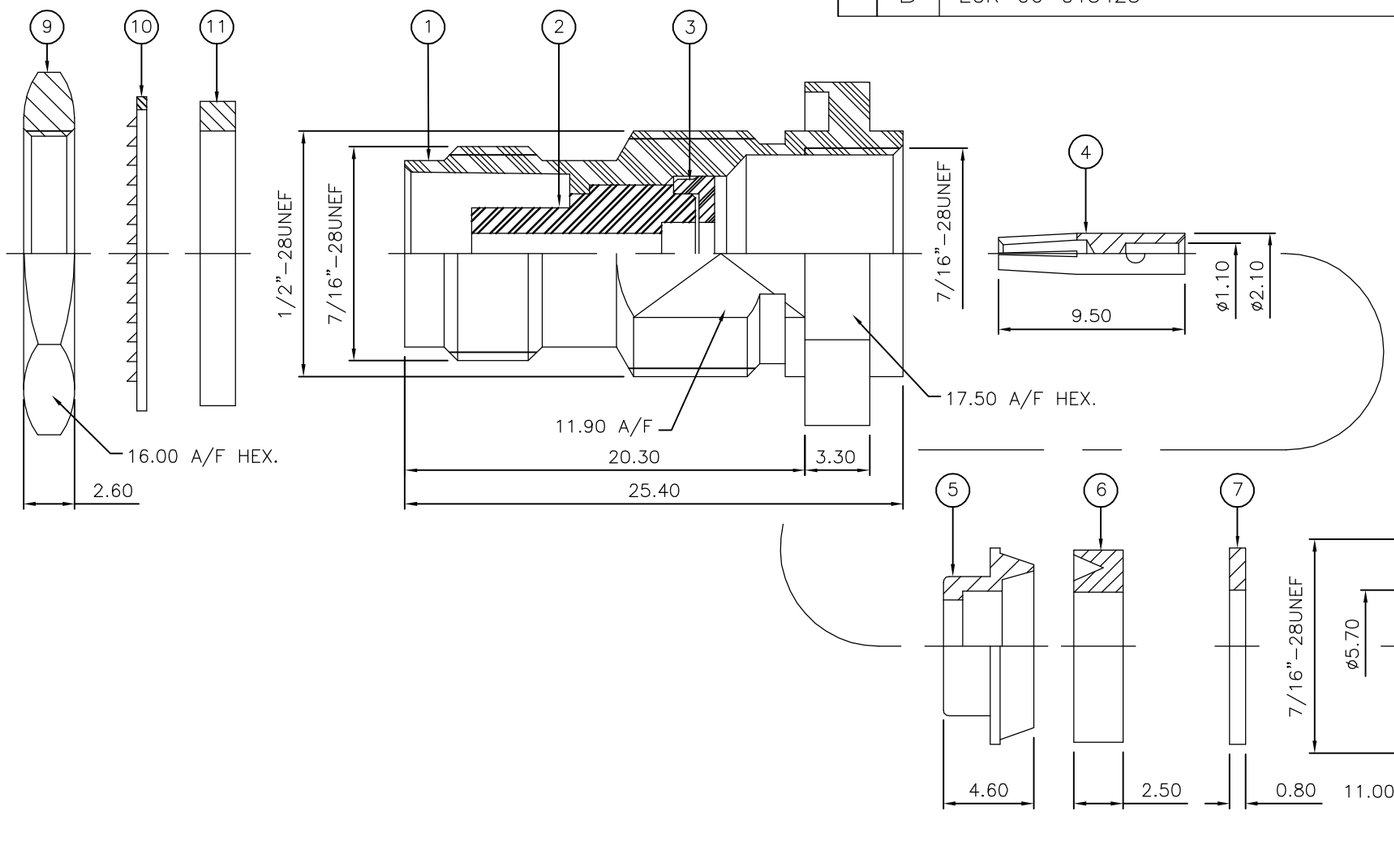

QUANTITY PER ASSY				MATERIAL	DESCRIPTION	ITEM
		1	1	SILICONE RUBBER (4)	GASKET	11
		1	1	STEEL (3)	LOCKWASHER	10
		1	1	BRASS (3)	HEXAGONAL NUT	9
		1	1	BRASS (3)	CLAMP NUT	8
		1	1	BRASS (3)	WASHER	7
		1	1	SILICONE RUBBER (4)	GASKET	6
		1	1	BRASS (3)	SLEEVE	5
		1	1	BRASS (3)	CONTACT	4
		1	1	BRASS (3)	WASHER	3
		1	1	PTFE	INSULATION	2
		1	1	BRASS (3)	BODY	1
		6--0	1--0			
		(2)	(1)			

PARTS LIST

MOUNTING HOLE

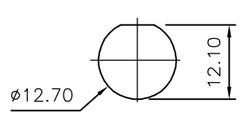

RECOMMENDED CABLE STRIPPING DIM'S

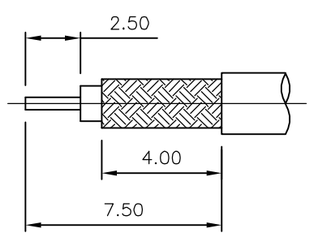

THIS DRAWING IS A CONTROLLED DOCUMENT.

DIMENSIONS: mm

TOLERANCES UNLESS OTHERWISE SPECIFIED:
0 PLC ± –
1 PLC ± –
2 PLC ± –
3 PLC ± –
4 PLC ± –
ANGLES ± –

MATERIAL: SEE TABLE

FINISH: –

DWN	J.SANDWELL	08JUN06
CHK	S.PARLOW	08JUN06
APVD	F.WHEELER-KING	08JUN06
PRODUCT SPEC	–	
APPLICATION SPEC	411-3252	
WEIGHT	–	

CUSTOMER DRAWING

tyco Electronics
Tyco Electronics Corporation
Bideford EX39 4HE

NAME: TNC STRAIGHT BULKHEAD JACK SOLDER SILVER PLT 50 OHM RG58C/U, 141A/U, URM43, 76, KX15

SIZE	CAGE CODE	DRAWING NO	RESTRICTED TO
A3	00779	C-1478021	–

SCALE	SHEET	REV
NTS	1 OF 1	B