

Description

Maintenance Meters are offered with a maximum of 3 "Redi-Alerts" to alert users when service is due. Models are available with front panel field or factory programmable alerts. Not only does the display flash to get attention, but it displays a choice of 7 different .08"[2mm] maintenance icons. Models are available as a Preset Timer with a MOSFET output for the actuation of external alarms or indicator lamps. Users can program or specify the service interval and flash duration for each Redi-Alert. Flash duration is the amount of time in hours that the specific icon flashes before and after the service interval. If a front panel manual reset of the Redi-Alert is required the front panel models with switches must be specified.

Features

- Totally sealed from moisture and dirt
- AC or DC voltage input in the same unit
- Tachometer/Hour Meter versions
- Compact depth
- Fits in existing panel openings
- Always on display
- 15+ Year Battery Life

Options

- A choice of 6 housings
- A choice of reset modes
- Front panel programmable
- Preset Timer with output
- Can be programmed with starting time
- Programmable output thresholds
- Preset Hour Meter/time up or down
- Up to 3 Redi-Alerts/7 icons

Specifications

Display:	LCD with large 0.28" [7mm] high figures black on light background	Maximum Withstanding voltage: 30VDC, reference to Common Maximum Load current: 0.1Amp
Run indicator:	Blinking decimal point	Environmental:
Reset:	Remote, manual and non-reset (remote reset not available on surface mount housing)	Temperature: (Storage and Operating) -40 to +185°F [-40 to +85°C] Humidity: 95% RH per SAE J1378 Vibration: 20g @ 10 to 80 Hz per SAE J1378 Shock: 44 to 55g's per SAE J1378 Dielectric: 1000VAC 50/60 Hz for 1 minute Compliance: Compliant to the European WEEE and RoHS Directives
Hour Meter Resolution:	0.01 or 0.1 Hour, displayed; 1 second, internal	Sealing: Totally sealed
Accuracy:	± 0.1% @ room temperature ± 0.2% over the specified temperature range	EMC Compliance: EN61326:1997 with A1:1998 and A2:2001 for industrial environments
Records & Displays:	9999999.9 - hours & 1/10's or 999999.99 - hours & 1/100's	Protection Against: Alternator load dump: 150V EMI (Electromagnetic Interface): +400V @ 500Hz inductive switching and reverse polarity
Inputs:	10-300VDC and 20-300VAC-50/60Hz <2mA VIH 20VAC or 10VDC minimum VIL 3VAC or 3VDC maximum	Enclosure: Totally sealed from moisture and dirt, NEMA 4/4X, 12, & IP66 compliant from the front when properly mounted using the optional gasket. (Not applicable to Snap-In Model)
Power:	Self powered - battery life 15+ years	Approvals: UL and cUL Recognized (file # ELIY2.E36690), CE, SAE, NEMA 4/4X compliant
Terminations:	Standard 0.250" [6.4mm] spades 1 meter wire (inductive)	Weight: 1oz [28g]
Output:	Format: Open-Drain MOSFET with Source connected to Common (see note 3)	



Functions

- Preset Hour Meter:** The preset function is centered on the output signal. When the time reaches the preset value, the output signal is turned "on". The Preset function is time "up". Upon reaching the preset value the preset can be automatically reset, or it can await an external reset.
- Inductive Models:** The surface mount Inductive unit is designed with an inductive interface. The unit will sense the firing of a spark plug on most small gasoline powered internal combustion engines. The wire lead from the unit is wrapped around the spark plug wire. Inductive models are available with and without tachometers. Most small engines provide 1 spark per RPM, in which case the maximum RPM is 30,000. Some small engines provide 2 sparks per RPM, the maximum RPM is then 15,000. Models are available that can be field (front panel switches) or factory programmed for 1.0, 2.0, or 0.5 sparks/pulses per RPM.
- Front Panel Switch Functions:** Front panel switches can be used for reset, display selection and programming. The two front Panel switches are used as follows:
- SEL:** During programming this switch is used to select options. The SEL switch is used during programming to move horizontally in the programming flow chart.
- RST:** This is the reset switch during normal operation. During programming the RST switch is used to enter an option. The RST switch is used during programming to move vertically in the programming flow chart.

Available Icons

SVC

SERVICE



OIL



AIR FILTER



MUFFLER

CHG

CHANGE



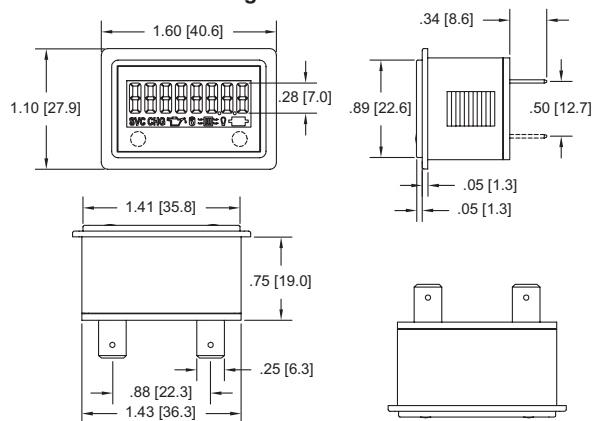
OIL FILTER



LAMP

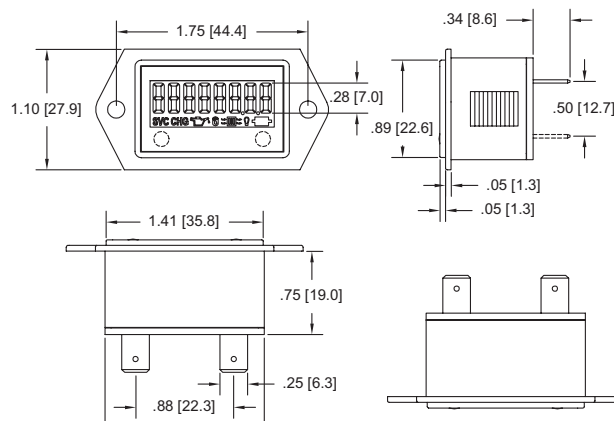
Dimensions

Rectangular Flush Mount



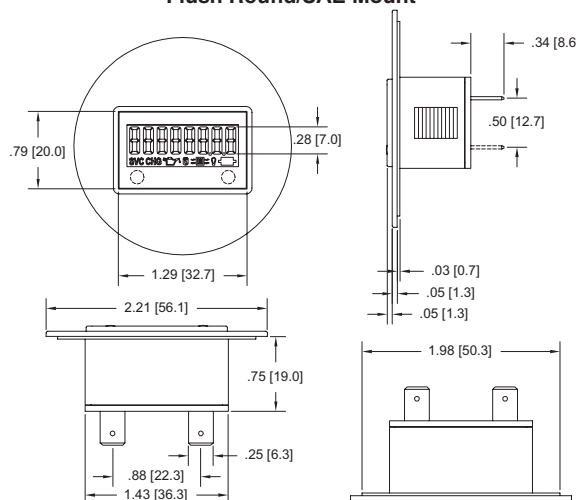
Panel Cutout: 1.45" [36.8mm] x 0.95" [24.1mm]
Maximum Panel Thickness: 0.375" [9.5mm]

2-Hole Mount



Panel Cutout: 1.45" [36.8mm] x 0.95" [24.1mm]

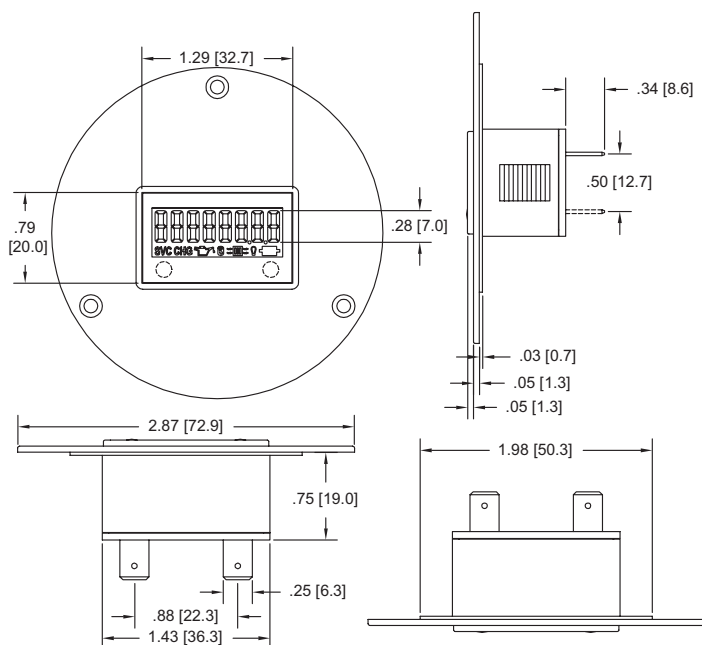
Flush Round/SAE Mount



Panel Cutout: 1.45" [36.8mm] x 0.95" [24.1mm]
Maximum Panel Thickness: 0.375" [9.5mm]

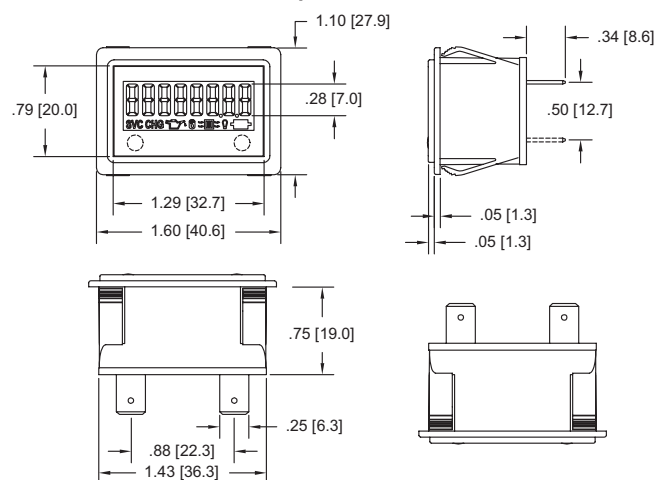


3-Hole Mount



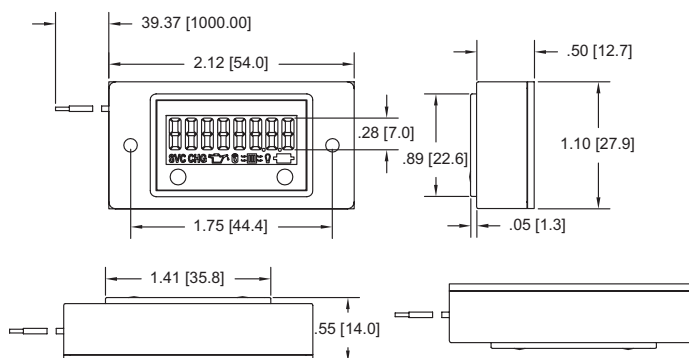
Panel Cutout: 1.45" [36.8mm] x 0.95" [24.1mm]

Snap-In Mount



Panel Cutout: 1.46" [37mm] x 0.95" [24.1mm]
Minimum Panel Thickness: 0.04" [1.0mm]
Maximum Panel Thickness: 0.125" [3.18mm]

Surface Mount

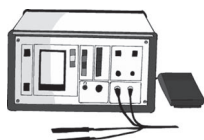


Notes


1. When interfacing the Model 34 with a Solid State Relay or AC Sensor, the leakage current needs to be considered. Contact the factory or see the application note at www.redingtoncounters.com
2. Exceeding the Absolute Voltage Range and the Absolute Maximum Limits may result in damage to the unit.
3. The open-drain MOSFET acts like an open-collector NPN transistor. Care should be taken since there is no current limiting protection in the unit.

Applications

Medical Devices



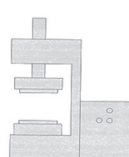
Generators



Control Panels



Production Equipment



Garden Tractor



Marine Equipment



Part Number	Description	Gasket
3410-0000	AC/DC HOUR METER 2 HOLE 1/4" SPADE TERMINALS NON-RESET	5003-010
3410-0010	AC/DC HOUR METER 2 HOLE 1/4" SPADE TERMINALS REMOTE-RESET	5003-010
3410-0020	AC/DC HOUR METER 2 HOLE 1/4" SPADE TERMINALS PROGRAMMING	5003-010
3410-1000	AC/DC HOUR METER THREE HOLE CASE 1/4" SPADE TERMINALS NON-RESET	5003-017
3410-1010	AC/DC HOUR METER THREE HOLE CASE 1/4" SPADE TERMINALS REMOTE-RESET	5003-017
3410-2000	AC/DC HOUR METER FLUSH RECT CASE 1/4" SPADE TERMINALS NON-RESET	5003-009
3410-2010	AC/DC HOUR METER FLUSH RECT CASE 1/4" SPADE TERMINALS REMOTE-RESET	5003-009
3410-3000	AC/DC HOUR METER ROUND SAE CASE 1/4" SPADE TERMINALS NON-RESET	5003-009
3410-3010	AC/DC HOUR METER ROUND SAE CASE 1/4" SPADE TERMINALS REMOTE-RESET **SPECIAL ORDER** MOQ = 50 PCS	5003-009
3410-5000	AC/DC HOUR METER SNAP-IN CASE 1/4" SPADE TERMINALS NON-RESET	
3410-5010	AC/DC HOUR METER SNAP-IN CASE 1/4" SPADE TERMINALS REMOTE-RESET	
NOTE	PART NUMBERS MUST END IN -XX20 TO BE PROGRAMMABLE	
5003-010	NEMA 4X GASKET TWO HOLE MOUNT	
5003-017	NEMA 4X GASKET THREE HOLE MOUNT	
5003-009	NEMA 4X GASKET FLUSH RECT MOUNT	
5003-009	NEMA 4X GASKET SAE ROUND MOUNT	