

LPT25 Series

25 Watts

Data Sheet


Total Power: 25 - 40 Watts
Input Voltage: 85 - 264 Vac
120 - 300 Vdc
of Outputs: Triple

SPECIAL FEATURES

- Universal input
- 3" x 5" footprint
- Less than 1U high
- Remote sense on main output
- Built-in EMI filter
- Low output ripple
- Adjustable main output
- Overvoltage protection
- Overload protection
- 110 KHz switching frequency
- LPX40 enclosure kit available
- RoHS compliant
- Two year warranty

SAFETY

- TUV 60950
11774-3336-1241 (LC#84936)
- UL UL60950
E132002
- cUL 60950
LR53982C
- NEMKO EN 60950/EMKO-TUE
P95100411 (74-sec) 203
- CB Certificate and report
1569, 1570, 1571, 1572
- CE Mark (LVD)



Electrical Specifications

Input	
Input range	85 - 264 Vac; 120 - 300 Vdc
Frequency	47 - 440 Hz
Inrush current	< 15 A peak @ 115 Vac; < 30 A peak @ 230 Vac, cold start @ 25 °C
Input current	1A max. (RMS) @ 115 Vac
Efficiency	70% typical at full load
EMI	FCC Class B conducted; CISPR 22 Class B conducted EN55022 Class B conducted; VDE 0878 PT3 Class B conducted
Safety ground leakage current	< 0.5 mA @ 50/60 Hz, 264 Vac input
Output	
Maximum power	25 W for convection; 40 W with 30CFM forced air
Cross regulation	±2% on output 1; ±5% on outputs 2, 3
Adjustment range	-5, +10% minimum
Hold-up time	20 ms @ 25 W load, 115 Vac nominal line
Overload protection	Short circuit protection on all outputs. Case overload protected @ 110% to 145% above peak rating
Overvoltage protection	5.7 to 6.7 Vdc on the main output
Remote sense	Compensates for 0.5 V lead drop min. Will operate without remote sense connected. Reverse connection protected.

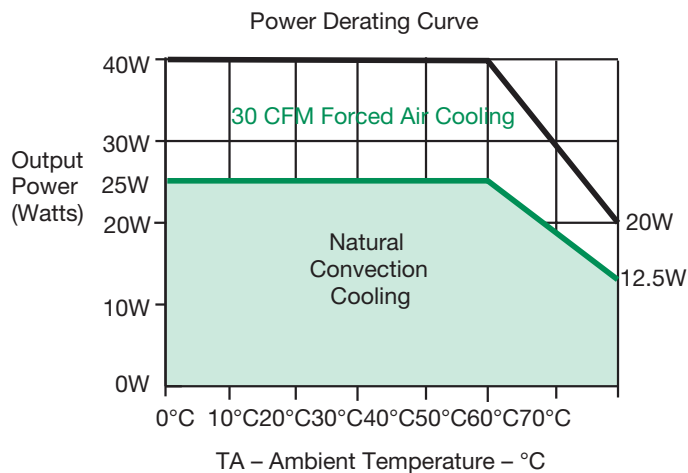
Environmental Specifications

Operating temperature	0 °C to 50 °C ambient derate each output at 2.5% per degree from 50 °C to 70 °C, -20 °C start up.
Electromagnetic susceptibility	Designed to meet IEC 801, -2, -3, -4, -5, -6, Level 3
Humidity	Operating; non-condensing 5% to 95%
Vibration	Three orthogonal axes, sweep at 1 oct/min, 5 min. dwell at four major resonances 0.75 G peak 5 Hz to 500 Hz, operational
Storage temperature	-40 °C to 85 °C
Temperature coefficient	±.04% per °C
MTBF demonstrated	>550,000 hours at full load and 25 °C ambient conditions

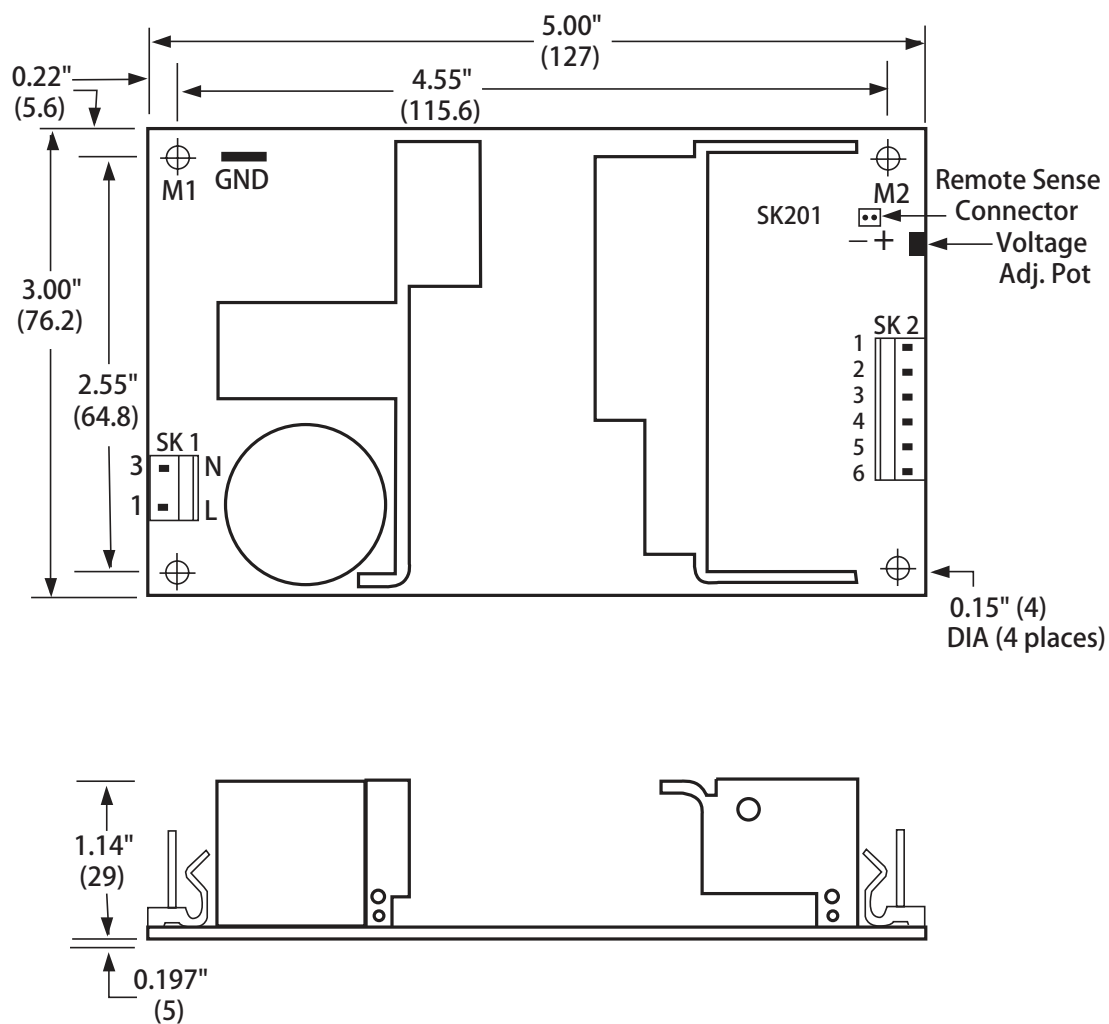
Ordering Information

Model Number	Output Voltage	Minimum Load	Maximum Load with Convection Cooling	Maximum Load with 30CFM Forced Air	Peak Load ¹	Regulation ²	Ripple P/P(PARD) ³
LPT22	5 V 12 V -12 V	0.3 A 0.1 A 0 A	3 A 1.5 A 0.5 A	4 A 2 A 0.7 A	5 A 3 A 1 A	±2% ±5% ±5%	50 mV 120 mV 120 mV
LPT23	5 V 12 V -12 V	0.4 A 0 A 0 A	4 A 0.5 A 0.5 A	5 A 0.7 A 0.7 A	6 A 1 A 1 A	±2% ±5% ±5%	50 mV 120 mV 120 mV
LPT24	5 V 12 V -5 V	0.3 A 0.1 A 0 A	3 A 1.5 A 0.5 A	4 A 2 A 0.7 A	5 A 3 A 1 A	±2% ±5% ±5%	50 mV 120 mV 50 mV
LPT25	5 V 15 V -15 V	0.3 A 0.1 A 0 A	3 A 1.5 A 0.5 A	4 A 2 A 0.7 A	5 A 2 A 1 A	±2% ±5% ±5%	50 mV 150 mV 150 mV

1. Peak current lasting <30 seconds with a maximum 10% duty cycle.
2. At 25 °C including initial tolerance, line voltage, load currents and output voltages adjusted to factory settings.
3. Peak-to-peak with 20 MHz bandwidth and 10 µF in parallel with a 0.1 µF capacitor at rated line voltage and load ranges.
4. Minimum Loads are required.
5. (-T) indicates Terminal Block option for input and output (instead of Molex type).
6. This product is a Component Power Supply and is only for inclusion by professional installers within other equipment and must not be operated as a standalone product. EMC compliance to appropriate standards must be verified at the system level. This product is for sale to OEMs and System Integrators, including through Distribution Channels. It is not intended for sale to End Users.



Mechanical Drawing



Pin Assignments

Connector	LPT22	LPT23	LPT24	LPT25
SK1-1	Line	Line	Line	Line
SK1-3	Neutral	Neutral	Neutral	Neutral
SK2-1	+12V	+12V	+12V	+15V
SK2-2	+5V	+5V	+5V	+5V
SK2-3	+5V	+5V	+5V	+5V
SK2-4	Common	Common	Common	Common
SK2-5	Common	Common	Common	Common
SK2-6	-12V	-12V	-5V	-15V
SK201-1	+Sense	+Sense	+Sense	+Sense
SK201-2	-Sense	-Sense	-Sense	-Sense

Mating Connectors

AC Input	Molex 09-50-8031 (USA) 09-93-0300 (UK) PINS: 08-52-0113
DC Outputs	Molex 09-50-8061 (USA) 09-93-0600 (UK) PINS: 09-93-0600 (UK)
Remote Sense	Molex 22-01-2025 PINS: 08-52-0123
Astec Connector Kit #70-841-006, includes all of the above	

1. Specifications subject to change without notice.
2. All dimensions in inches (mm), tolerance is $\pm 0.02"$ ($\pm 0.5\text{mm}$)
3. Mounting holes M1 and M2 should be grounded for EMI purposes.
4. Mounting hole M1 is safety ground connection.
5. Specifications are for convection rating at factory settings at 115 VAC input, 25°C unless otherwise stated.
6. Warranty: 2 year
7. Weight: 0.5lbs/0.23kg

WORLDWIDE OFFICES

Americas

2900 S.Diablo Way
Tempe, AZ 85282
USA
+1 888 412 7832

Europe (UK)

Waterfront Business Park
Merry Hill, Dudley
West Midlands, DY5 1LX
United Kingdom
+44 (0) 1384 842 211

Asia (HK)

14/F, Lu Plaza
2 Wing Yip Street
Kwun Tong, Kowloon
Hong Kong
+852 2176 3333

ARTESYN
EMBEDDED TECHNOLOGIES

www.artesyn.com

Artesyn Embedded Technologies, Artesyn and the Artesyn Embedded Technologies logo are trademarks and service marks of Artesyn Embedded Technologies, Inc. All other names and logos referred to are trade names, trademarks, or registered trademarks of their respective owners. © 2016 Artesyn Embedded Technologies, Inc. All rights reserved. For full legal terms and conditions, please visit www.artesyn.com/legal.

For more information: www.artesyn.com/power
For support: productsupport.ep@artesyn.com