

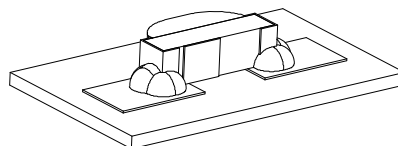
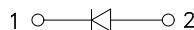
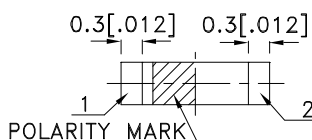
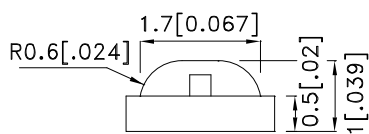
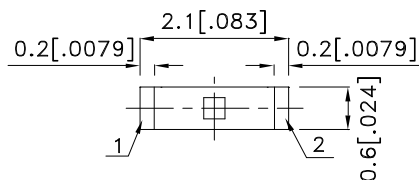
Features

- 2.1mmX0.6mm right angle SMT LED, 1.0mm thickness.
- Low power consumption.
- Wide viewing angle.
- Ideal for backlight and indicator.
- Various colors and lens types available.
- Package: 2000pcs / reel.
- Moisture sensitivity level : level 3.
- RoHS compliant.

Description

The Super Bright Red source color devices are made with Gallium Aluminum Arsenide Red Light Emitting Diode.

Package Dimensions



Notes:

1. All dimensions are in millimeters (inches).
2. Tolerance is ± 0.1 (0.004") unless otherwise noted.
3. The specifications, characteristics and technical data described in the datasheet are subject to change without prior notice.
4. The device has a single mounting surface. The device must be mounted according to the specifications



Selection Guide

Part No.	Dice	Lens Type	Iv (mcd) [2] @ 20mA		Viewing Angle [1]
			Min.	Typ.	2θ1/2
APA2106SRCPRV	Super Bright Red (GaAlAs)	Water Clear	55	100	120°
			*12	*30	

Notes:

1. θ1/2 is the angle from optical centerline where the luminous intensity is 1/2 of the optical peak value.

2. Luminous intensity/ Luminous Flux: +/-15%.

* Luminous intensity value is traceable to the CIE127-2007 compliant national standards.

Electrical / Optical Characteristics at TA=25°C

Symbol	Parameter	Device	Typ.		Max.	Units	Test Conditions
λpeak	Peak Wavelength	Super Bright Red	660	*655		nm	IF=20mA
λD [1]	Dominant Wavelength	Super Bright Red	640	*640		nm	IF=20mA
Δλ1/2	Spectral Line Half-width	Super Bright Red	20			nm	IF=20mA
C	Capacitance	Super Bright Red	45			pF	VF=0V;f=1MHz
VF [2]	Forward Voltage	Super Bright Red	1.85		2.5	V	IF=20mA
IR	Reverse Current	Super Bright Red			10	uA	VR = 5V

Notes:

1.Wavelength: +/-1nm.

2. Forward Voltage: +/-0.1V.

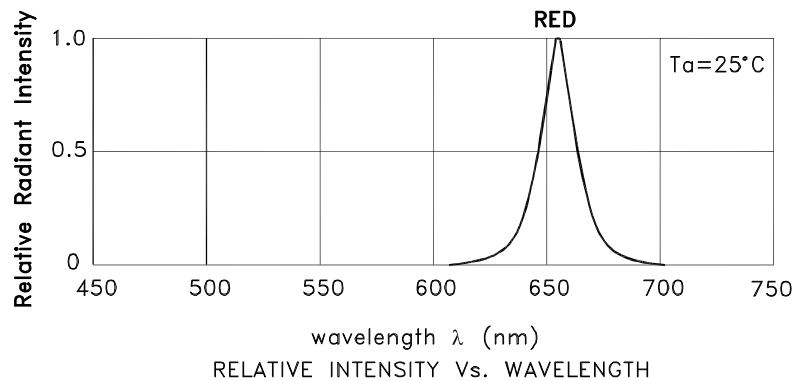
* Wavelength value is traceable to the CIE127-2007 compliant national standards.

Absolute Maximum Ratings at TA=25°C

Parameter	Super Bright Red	Units
Power dissipation	75	mW
DC Forward Current	30	mA
Peak Forward Current [1]	155	mA
Reverse Voltage	5	V
Operating Temperature	-40°C To +85°C	
Storage Temperature	-40°C To +85°C	

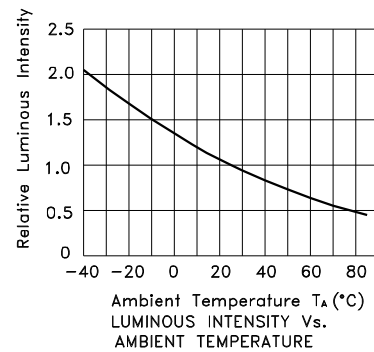
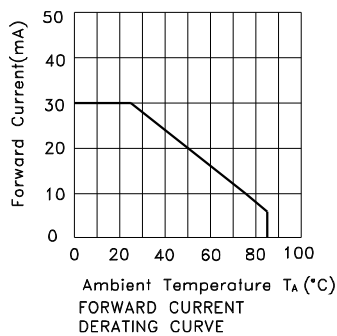
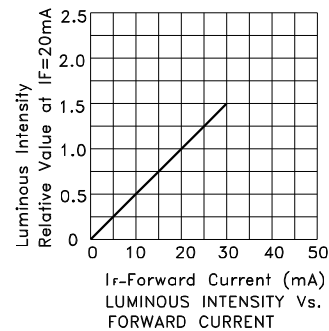
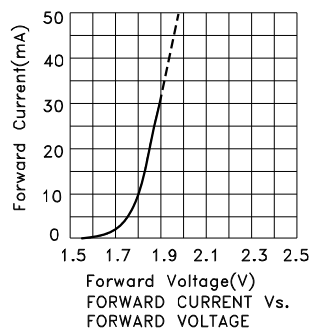
Note:

1. 1/10 Duty Cycle, 0.1ms Pulse Width.



Super Bright Red

APA2106SRCPRV



APA2106SRCPRV

Reflow soldering is recommended and the soldering profile is shown below.
Other soldering methods are not recommended as they might cause damage to the product.

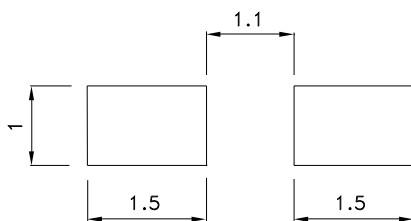
Reflow Soldering Profile For Lead-free SMT Process.



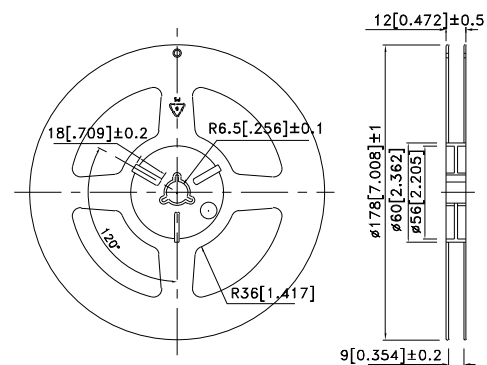
NOTES:

1. We recommend the reflow temperature 245°C(+/-5°C). The maximum soldering temperature should be limited to 260°C.
2. Don't cause stress to the epoxy resin while it is exposed to high temperature.
3. Number of reflow process shall be 2 times or less.

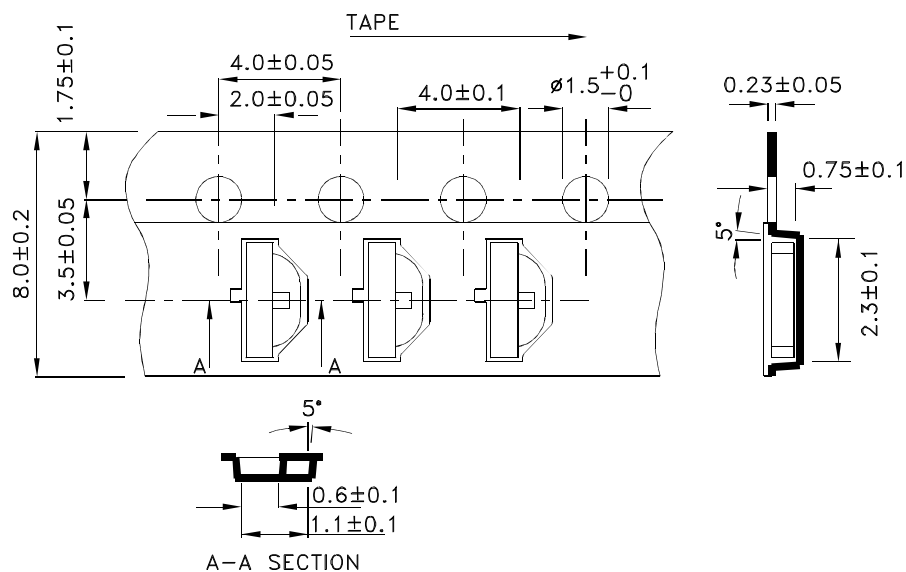
Recommended Soldering Pattern (Units : mm; Tolerance: ± 0.1)



Reel Dimension

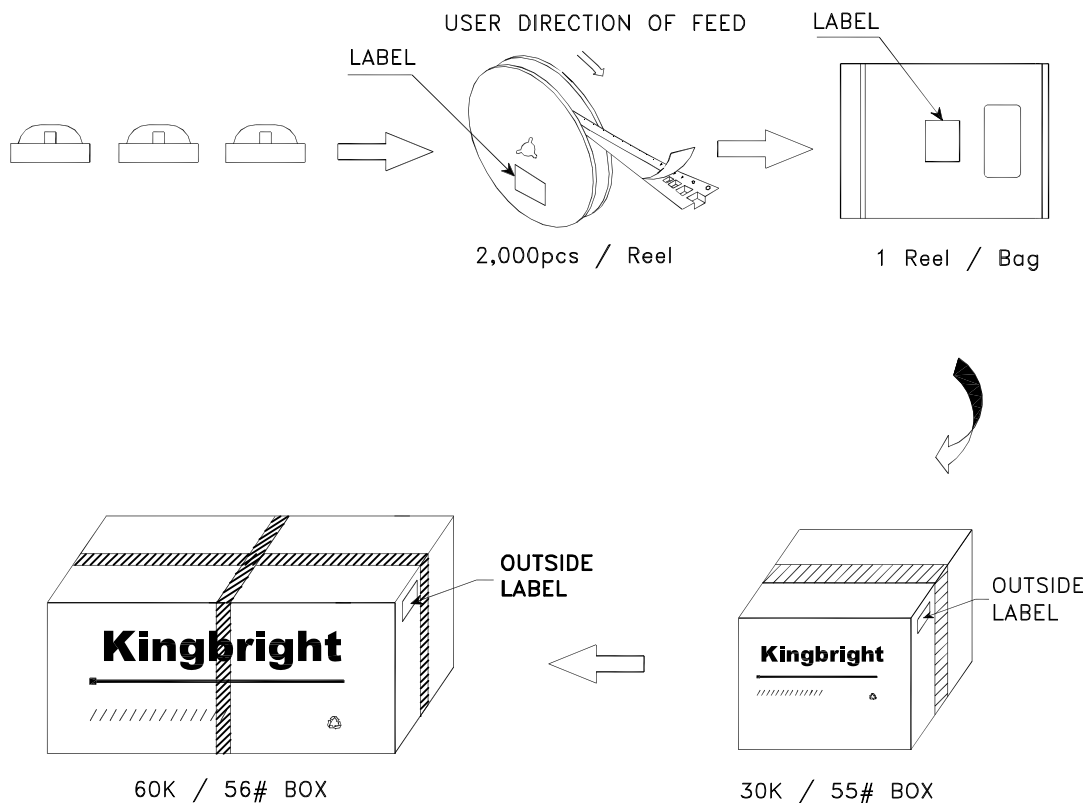



Tape Dimensions (Units : mm)



PACKING & LABEL SPECIFICATIONS

APA2106SRCPRV



Kingbright		
P/N0: APA2106xxx		
QTY: 2,000 pcs	Q.C.	Q C
S/N: XXXX		xx xx xxxx
CODE: XXX		PASSED
LOT NO:		
		
XXXXXXXXXXXXXXXXXXXX		
RoHS Compliant		