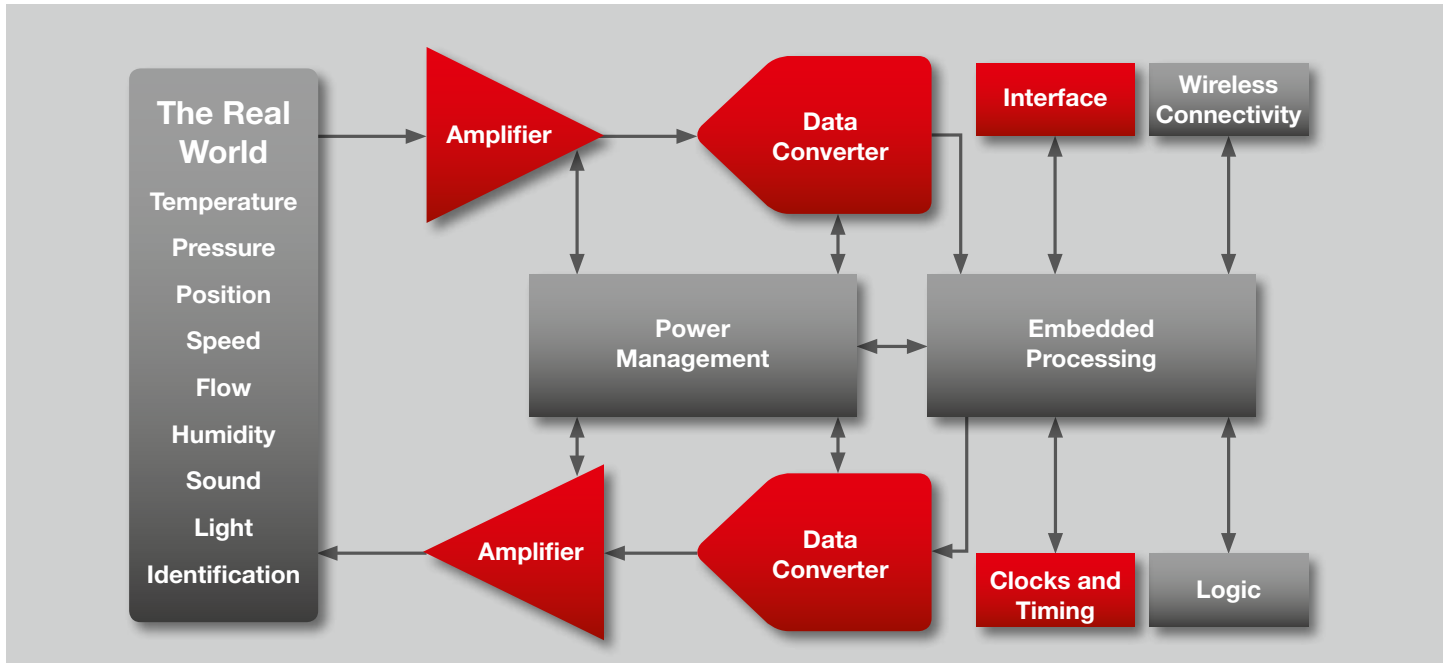


Analog Signal Chain Portfolio Overview



Analog Signal Chain Product Portfolio



Space
Qualification



DIE
Services



High Temperature
Qualification



Automotive
Qualification



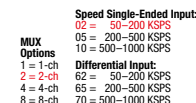
Data Converters Portfolio

	Analog-to-Digital			Digital-to-Analog	Audio	Embedded ADC
	Delta-Sigma (oversampling)	Successive Approximation (SAR)	High Speed	String, R2R Current Steering	ADC DAC Codec	Embedded Processing
	12 to 31 bits up to 125 kSPS	8 to 18 bits up to 4 MPS	8 to 16 bits up to 4 GSPS	8 to 18 bits up to 1.475 GSPS		
Product Highlights	ADS1118 ADS1231 ADS1248 ADS1259 ADS1278 AMC1204 LMP90100 ADC161S626	ADS8331 ADS8363 ADS8568 ADS8636 ADS8881	ADS4149 ADS5400 ADC12D1x00 ADS5294 ADS4249	DAC7678 DAC8562 DAC9881 DAC161P997 DAC34SH84	ADC PCMxxxx TLV320ADC3xxx DAC PCMxxxx TLV320DAC3xxx Codec PCMxxxx TLV320AIC3xxx	C5000™ DSP Stellaris® Cortex M3/M4F C2000™ 32 bit floating point MCU MSP430™ ULP 16 bit MCU Hercules™ Cortex R4F
Price	\$0.50 to \$35	\$0.50 to \$35	\$2.50 to \$2000	\$0.50 to \$80	\$0.95 to \$16.45	\$0.25 to \$30
Functions/Features	PGA, current sources, references, MUX, modulator-only isolation	Simultaneous sampling, bipolar inputs, references, MUX	Digital processing for filtering, decimation 1/f noise reduction, interleaving ready	Voltage output, current output, multiplying references, bipolar output, multichannel	miniDSP, integrated amplifier, DirectPath HP amplifier, scalability, 2Vrms output, integrated PLL, 3rd party algorithms	10 – 12 bit SAR, 200K sps to 12.5 Msps, 2 – 24 channels, 16/24 bit sigma delta ADC, Up to 4ksps, 3 – 7 channels
Applications	Low-frequency signals at high resolution, temperature, pressure, level seismic instrumentation, industrial process control	Industrial process control, motor control, three-phase power control, multi-axis positioning, power quality	Communication, imaging, defense, medical imaging, test and measurement	Industrial, test and measurement, digitally controlled calibration, communication	Consumer, prosumer, pro-audio, e.g. portable consumer electronics, low power applications, TV, STB, noise cancelling HP, iPod-docks, soundbars, mixing consoles	Measurement, motor control, security, audio, lighting, industrial, renewable energy, medical, safety

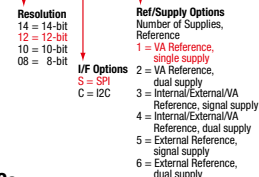
Data Converter Nomenclature

ADSxxxx

- ADS1xxx = Delta-Sigma ADCs
- ADS120x = Delta-Sigma Modulators
- AMC120x = Isolated Delta-Sigma Modulators
- ADS4xxx
- ADS5xxx
- ADS6xxx
- ADS7xxx = SAR (Successive Approximation Register) ADCs
- /8xxx



ADC12 2 S 02 1



DACs

- DAC8xxx (Precision DACs)
- DAC7xxx
- DAC3xxx (High-speed DACs)
- DAC5xxx



Amplifier Portfolio

	Value Line	Precision	High Speed	Power Amplifiers	Audio/Video
	Industry Standard	Offset Voltage Vos < 500 μ V Low Temperature Drift < 1 μ V/ $^{\circ}$ C	Gain Bandwidth Product and Equivalents > 50 MHz	> 50 mA	Application-Specific Solutions
Product Highlights	OPAx141 OPAx171 OPAx314 OPAx322 OPAx330 LPV521 LMV551 LMV651 LMV841	OPAx140 OPAx188 OPAx209 OPAx320 LMP2021 LMP7721 LMP7731	OPA835/6 OPA2835/6 THS4509 THS4521/2/4 THS770006 LMH6521 LMH6554 LMH6629	OPA454 OPA464 OPA548 OPA552	OPA1632/ OPA161x OPA164x/ OPA160x OPA165x OPA166x LME49990
	\$0.50 to \$49	\$0.55 to \$12	\$1.35 to \$6.60	\$1.75 to \$40	\$0.75 to \$3.30
Functions/Features	Price/performance, high voltage, low voltage, ultra-small package	Ultra-low offset, low input bias current, low noise, high/low voltage, zero-drift	Wide bandwidth \geq 50MHz, increased dynamic range, low noise and low distortion, high-slew rate, low power, high voltage, digital variable gain	High output current	FET/bipolar inputs, fully-differential architecture (OPA1632), low noise and distortion, low-power consumption, wide bandwidth, rail-to-rail output
	Smoke detector, industrial, general purpose	Industrial process control, high-precision sensing, test and measurement, data acquisition	Industrial process control, test and measurement, video, A/D buffering, data acquisition systems, high-speed communications, high-speed signal conditioning	Test equipment, avalanche photodiode biasing, piezoelectric cells, transducer driver, servo driver, audio amplifier, high-voltage current sources, high-voltage regulator	Line drivers, line receiver, microphone/audio preamps, general purpose audio, volume control
Application					

	Low Iq (Iq in μ A)	Low Noise (Vn in nV/ \sqrt Hz)	Bandwidth (GBW in MHz)	Voltage Range (VS in V)
Value Line	Down to 0.002 mA OPA349	Down to 7.5 nV/ \sqrt Hz OPA377	Up to 20 MHz and 8.5 nV/ \sqrt Hz @1KHz OPA322	Up to 36 V OPA171 (2.7 V-36 V)
Precision	Down to 400 nA LPV521 (400 nA)	Down to 1.1 nV/ \sqrt Hz OPA211 (1.1 nV/ \sqrt Hz)	Up to 45 MHz OPA211	Up to 48 V OPA209
High Speed	Down to 250 μ A/ch (250 μ A) THS4521/2/4 (1.25 mA) OPA2889 (0.46 mA)	Down to 0.69 nV/ \sqrt Hz OPA847 (0.85 nV/ \sqrt Hz) LMH6629 (0.69nV/ \sqrt Hz)	Up to 2.8 GHz OPA695 (1.4 GHz) THS4509 (1.9 GHz) LMH6654 (2.8 GHz) THS77006 (2.4 GHz)	Up to +/- 15 V THS3095
Power Amplif.	Down to 6 mA OPA567	Down to 12 nV/ \sqrt Hz OPA567	Up to 17 MHz OPA564	Up to 60 V OPA549

Amplifier Nomenclature

<p>Channels No character = Single 2 = Dual 3 = Triple 4 = Quad</p>	<p>Amplifier class TLV = Low supply voltage TLC = 5-V CMOS TLE = Wide supply voltage</p>	<p>Amplifier class THS = High speed</p>	<p>Amplifier class LMC = CMOS LMV = Low voltage LMP = Low power LME = Audio LMH = High speed LPV = Ultra-low power</p>
<p>OPA 2 TLV 63</p>	<p>TLV 278</p>	<p>THS 45 01</p>	
<p>Base model 100s = FET 200s = Bipolar 300s = CMOS (5.5 V) 400s = High voltage (>40 V) 500s = High power (>200 mA) 600s = High speed (>50 MHz) 700s = CMOS (12 V) 800s = High speed (>50 MHz)</p>	<p>Channels and shutdown options 0 = Single with shutdown 1 = Single 2 = Dual 3 = Dual with shutdown 4 = Quad 5 = Quad with shutdown</p>	<p>Amplifier type 30 = Current feedback 31 = Current feedback 40 = Voltage feedback 41 = Fully differential 42 = Voltage feedback 43 = Fast voltage feedback 44 = Fully differential 45 = Fully differential 46 = Transimpedance 60 = Line receiver 61 = Line driver 73 = Programmable</p>	

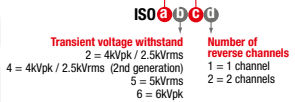
Interface Portfolio

	RS-485	CAN	Ethernet	USB	Digital isolation	UART	SDI	SERDES
Product	SN65HVD	HVD10xx HVD2xx	TLK1xx DP83xx	TUSB	ISO	TL16Cxxx	LMHxxx	DS9xyy TLKxxxx SN65LVDS
Price	\$0.75 to \$5.10	\$0.40 to \$1.50	\$1.20 to \$10	\$0.55 to \$4.75	\$0.85 to \$3.30	\$1.30 to \$8.85	\$2 to \$26	\$2 to \$45
Functions/Features	3.3-V and 5-V RS-485 half and full duplex 70-V bus protection 16-kV ESD protection Non-isolated and isolated (560V/4kVpk) versions of 3.3 and 5V RS-485 High ESD protection versions with built in TVS diodes	3.3-V and 5-V CAN transceiver Bus fault protection -27 V/40 V and ±36 V	Robust industrial Ethernet PHY 10/100/1000 Mb Timing parameters for real-time Ethernet RMII/MII and single/dual options available Industrial temp range	Complete USB portfolio Host/OTG, peripheral, transceivers, hub USB 2.0, 3.0 support	Capacitive digital couplers replacing opto-couplers Superior lifetime reliability Speed up to 150 Mbps IEC 60747-5-2 Basic/ Insulation and UL1577 Integrated or stand alone transformer driver	UART expanders with and without FIFO 1 UART up to 4 UARTs Support for down to 1.8V processor I/Os	Professional Broadcast Video Solutions for SD/HD/3G Equalizers with 200m cable reach at 3bps and 155mW First configurable I/O over BNC with integrated return loss network	Industrial and Automotive SERDES with I2C back channel up to 3Gbps Communication SERDES for Gigabit and 10G Ethernet. LVDS SERDES for Display drive up to 100MHz pixel clock
Standard	ProfiBus rs-485 rs-422	DeviceNet CANopen	ProfiNET EtherCAT Sercos 3	Super Speed USB Certified	VDE UL TÜV CSA		SMPTE	CameraLink Flatlink 1G and 10G Ethernet

Interface Nomenclature

Digital Isolators

- Integrated function**
- 1 = Integrated standard interfaces
 - 2 = Integrated standard interfaces
 - 5 = Isolated gate driver
 - 7 = Standalone digital isolator
- Total number of channels**
- 1 = 1 channel
 - 2 = 2 channels
 - 3 = 3 channels
 - 4 = 4 channels



RS-485

- Operation temperature range**
- 5 = -55 to 125C
 - 6 = -40 to 85C
 - 7 = 0 to 70C

SN65HVD00xx

- RS-485 Function**
- 08 = 3.3 to 5V RS-485
 - 1c = 3.3V Half-duplex
 - 2c = 5V Half-duplex
 - 3c = 3.3V Full-duplex
 - 17 = 70V Bus-pin protection
 - 30 = 5V economical and small package

CAN

- Operation temperature range**
- 5 = -55 to 125C
 - 6 = -40 to 85C
 - 7 = 0 to 70C

SN65HVD00xx

- Function**
- 10 = Industry standard CAN
 - 23 = 3.3V CAN
 - 25 = 5V CAN

USB

- Function**
- 1 = Discrete physical layer
 - 2 = Hub controller fullspeed
 - 3 = Peripheral fullspeed
 - 6 = Peripheral or host controller highspeed
 - 7 = Host controller
 - 8 = Hub controller superspeed
 - 9 = Peripheral superspeed

TUSB00xx

- Speed**
- 1 = USB 2.0 Full speed
 - 2 = USB 2.0 High speed
 - 3 = USB 3.0 Super speed

UART

- FIFO**
- 4 = No FIFO
 - 5 = 16KB
 - 6 = 64KB

TL16C050

- Number of Channels**
- 0 = 1 channel
 - 1 = 1 channel
 - 2 = 2 channels
 - 4 = 4 channels

Special functionality of the interface portfolio

- 1394
- PCI/PCIe
- LVDS/M-LVDS
- Crosspoint
- HDMI/Flatlink



Motor Drive Portfolio

	Motor Drivers			Solenoid/Relay or unipolar Stepper Drivers
	Brushed DC	Stepper	3-Phase	Quad low-side switch
	2.7V to 52.5V up to 24A	2.7V to 52.5V up to 12A	8V to 60V Integrated FETs < 13A Pre-Drivers support >60A	8.2 to 60V up to 1.5A
Product Highlights	DRV880x DRV881x DRV883x DRV884x DRV84x2	DRV881x DRV882x DRV883x DRV884x DRV84x2	DRV8301/2 DRV83x2	DRV8803 DRV8804 DRV8805
	\$0.85 to \$5.50	\$0.95 to \$5.50	\$2.50 to \$4.70	\$1.40
Functions/Features	Single, dual and quad H-bridge versions, inrush current limitation, slow, fast & mixed current decay modes	Single, dual and quad H-bridge versions, up to 32 u-steps indexer support, up to 256 u-steps and greater with external reference, slow, fast and mixed current decay modes	CBC inrush current protection, DRV8301/2 integrates DCDC converter and 2x current sense amplifier	Integrated free wheeling diodes, PWM or serial interface
Applications	Office & POS printers, cash machines, gate and door controls, toys, valve actuators, textile machinery	Office & POS printers, cash machines, camera control, door locks, textile machinery, toys, valve actuators, positioning systems	E-bikes, power tools, pumps, industrial drives, medical drives	Unipolar stepper motors, textile machinery, industrial automation systems

Motor Drive Nomenclature

DRV8xyz

Bridges
 3 = Three half-bridges
 4 = Four half-bridges
 8 = One, two or four H-bridges

Advantages of the integrated DRV8x Motor Drivers:

- Robust solution, thanks to the integrated protection features (over-current, over-temp, under-voltage, cross-conduction, etc).
- Reduced development time, efforts and costs.
- Reduced PCB space and BOM.
- Different interfaces and levels of control loop integration.

Critical questions to choose the right DRV8x Motor Driver:

1. Which type of motor?
 - Brushed DC - Stepper - 3-Phase
2. Which voltage and current rating?
 - Motor Drivers with integrated MOSFETs go up to 60V and 24A.
 - Pre-Drivers for external MOSFETs can drive up to 60V and 60A.
3. What kind of interface / on-chip intelligence?
 - Generic PWM interface.
 - Easy to use Indexer, Serial or Phase/Enable interfaces with on-chip control intelligence.

Software and Development Tools

- Combined DRV and MCU development kits:
 - DRV8301-HC-C2-kit
 - DRV8412-C2-kit
 - DRV8312-C2-kit
 - DRV88xx plus MSP430 EVMS
- Application notes
- Motor Driver forum in E2E™

Clock Portfolio

	Clock distribution		Clock generator		Jitter-cleaners		Memory Clocks
	Without output dividers	With output dividers	Single-ended (LVCMOS)	Differential (LVDS, LBPECL, CML)	Integrated VCO	External VCXO	
Product Highlights	CDCLVC11x CDCLVx12xx CDCLVPxxx	CDCE18005 CDCL1810 LMK01xxx	CDCE9xx	CDCM6100x CDC421Ax	CDCE6200x LMK03xxx LMK04xxx	CDCE72010 CDCM7005 LMK02xxx	SN74SS0x SN74SSTUx
Price	\$1.05 to \$8.20	\$6.00 to \$7.20	\$1.60 to \$2.35	\$4.20 to \$6.50	\$6.60 to \$12.50	\$7 to \$11	\$2.20 to \$6.20
Functions/Features	Fmax output <2 GHz Universal output RMS jitter 100 fs typ Output skew 10 ps	Fmax output <1.6 GHz Universal output RMS jitter <10fs typ Output skew 75 ps	Fmax <230 MHz Spread-spectrum option Output skew 60 ps	LVDS output <1.175 GHz LVPECL output <1.175 GHz Output skew 30 ps	Fmax <1.5 GHz Up to 5 D/10 single-ended outputs RMS jitter 112 ps typ Output skew 75 ps	Fmax <1536 MHz Up to 14 D/20 single-ended outputs RMS jitter <200fs typ Adjustable phase	-40° to +85°C options
Applications	Single-ended and differential clock buffering	Single-ended and differential clock divider	DSP, FPGA, MPU clock XO replacement	PCIe, Gigabit Ethernet XO replacement	ADC/DAC clocking, clock recovery	High-speed ADC/DAC clocking	DDR1, DDR2, DDR3 clocking
I/O	Up to 16 different outputs Input MUX	Max 10 single-ended outputs Built-in phase adjust	Standard low-frequency XTAL input	Standard low-frequency XTAL input	Three reference clock inputs Built-in EEPROM	Up to three reference clock inputs Built-in EEPROM	Spread-spectrum option Up to 60 outputs

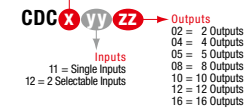
Clock Nomenclature

Clock distribution devices

LVC = with LVTTL or LVCMOS outputs (single-ended)
 LVP = with LVPECL outputs (differential)
 LVD = with LVDS outputs (differential)

Clock Generation or Jitter Cleaners

E = with EPROM
 L = Current Mode Logic
 M = without EPROM



LMK0xyyy

1 = 1st Generation
 2 = 2nd Generation
 3 = 3rd Generation
 4 = 4th Generation

Audio and Imaging Portfolio

Audio					
Battery Powered Applications			Line Powered Applications		
Low Power Speaker Amps		Low Power Converters (ADC/CODEC/DAC)	Headphone Amps and Line Drivers	High Performance Converters	Medium-High Power Amps and PWM Modulators
Product Highlights	TPA2015D1 TPA2025D1 LM49155 LM48411 TPA2011D1 LM48901	TLV320AIC3256 TLV320ADC3101 TLV320DAC3120 LM49350 LM49321 LMV1051	TPA6140 TPA6132 LM48824 LM4808 DRV632 DRV602	PCM3070 PCM5100 PCM1792A PCM4220	TAS5727 TAS5630 TPA3116 LM4781
	\$0.35 to \$2.10	\$1.35 to \$8.65	\$0.31 to \$2.45	\$0.95 to \$16.45	\$0.75 to \$7.95
Functions/Features	Class-AB/D up to 3W, boosted Class-D, battery tracking features, subsystems with high level of integration, spread-spectrum output	miniDSP with 3rd party algorithms, integrated Class-D amplifier, DirectPath HP amplifier, scalability (pin-to-pin options), 2Vrms output, integrated PLL	Class-AB, power savings through Class-G, 2Vrms outputs from single supply, high output power HP	miniDSP with 3rd party algorithms, integrated HP amplifier, 2Vrms output, integrated PLL, USB options	Up to 2x300W output power, closed/open loop architectures, analog, PWM or I2S inputs, audio processing capabilities, 8 channels PWM modulators
	Mobile phones, portable consumer electronics, home audio (e.g. docks)	Smart/mobile phones, portable consumer electronics, video conferencing systems	Mobile phones, televisions, set top boxes, docks	Video conferencing systems, audio Docks/HTIB/AVR systems, soundbars, pro-audio applications STB	Audio docks/HTIB/AVR systems, soundbars, televisions, STB
Applications					

Audio Nomenclature

Audio Amplifier

- TPA2... = Analog Input Low Power Amplifiers (<3.5W/ch)
- TPA2100... = Analog Input, Low Power Amps and Piezo speaker support
- TPA3... = Analog Input Medium Power Amplifiers (6-50W/ch)
- TPA6... = Analog Input HP Amps 24 bit
- TAS2... = I2S Input Low Power Amplifiers (<3.5W/ch)
- TAS50.../55... = PWM Modulators
- TAS51.../53... = PWM Input, Open Loop High Power Amplifiers (15-200W/ch)
- TAS56... = Analog/PWM Input, Closed Loop High Power Amplifiers (15-300W/ch)
- TAS57... = 16 bit-18 bit, up to 10 MPS
- LM4... = Analog Input Low Power Amplifiers (<3.5W/ch)
- LM48.../49... = Analog Input, Low Power Amplifiers with Piezo speaker support
- LM47.../38... = Analog Input Medium Power Amplifiers

Audio Converter

- PCM... = High Performance Converters
- TLV320ADC... = Low Power ADCs
- TLV320AIC... = Low Power Codecs
- TLV320DAC... = Low Power DACs
- LM49... = Audio subsystem with integrated converters

Audio and Imaging Portfolio

Audio, Imaging and Sensing Solutions				
Audio	Sensing		Touch Solutions	Imaging
Audio Interfaces	Current Sense	Temperature Sense	Touch Screen & Haptics Controllers	Imaging AFE
Product Highlights SRC4192 SRC4392 DIR9001 DIX9211 PGA2500	INA216 INA226 INA282 TMP512 LMP8480 LMP8646	TMP006 TMP103 TMP112 TMP512 LM57 LM94022	TSC2014 TSC2020 TSC3060 DRV8601 DRV8662	VSP7500 VSP8133 VSP8244 VSP5610 LM98620
\$0.70 to \$11.45	\$0.35 to \$7.15	\$0.20 to \$3.95	\$1.25 to \$5.60	\$3.55 to \$27
Functions/Features Sample rate converters, digital audio transceivers, microphone pre-amplifiers	Highest accuracy, zero drift architecture, low gain error, small size, wide-dynamic range, high integration	Low power high accuracy, IR sensor, small size, true beta correction, fan control/HW monitor	Resistive/multi-touch resistive/capacitive touch, small size, low power, superior analog frontend, fast speed, high level of integration (Audio/Haptics), haptics drivers with integrated boost converter	High integration (timing generator, vertical drivers) low power, 12-16 bit, multichannel support, up to 65 MHz sampling
Applications Pro-Audio, soundbar, AVR, HTiB, audio dock	Current/voltage/power monitoring, consumer electronics, white goods, industrial	Consumer electronics, white goods, industrial	Consumer electronics, medical applications, white goods HMI, industrial HMI	Security cameras, machine surveillance, IPTV cams, digital cameras, consumer electronics

Audio, Sensing and Imaging Nomenclature

Current Sense

INA ...

Temperature Sense

TMP ...

LMxy

Touchscreen Controller

TSC ...

LM8300/8500

Haptics Driver

DRV86 .../DRV26 ...

LM48580, LM4570

Imaging AFE

VSP ...

LM98 ...

Additional Information

Stay up to speed with the latest information on:

- Design Support
www.ti.com/designsupport
- Applications
www.ti.com/apps
- TI E2E™ Community
 - Ask question, share knowledge, explore ideas and help solve problems with fellow engineers.
 - www.ti.com/e2e
- Training and Workshops
 - www.ti.com/training
- ASKTEXAS
 - ASKTEXAS can assist you with your technical questions regarding semiconductor products, applications and design support.
 - Customer Support Contact Information
European Toll Free: **00800 275 83927**
(00800 ASK TEXAS)
Russian Support: **+7 495 981 0701**
 - www.ti.com/asktexas
- Samples and Tools
www.ti.com/buy
- Analog Applications Journal
www.ti.com/aaj

Important Notice: The product and services of Texas Instruments Incorporated and its subsidiaries described herein are sold subject to TI's standard terms and conditions of sales. Customers are advised to obtain the most current and complete information about TI products and services before placing orders. TI assumes no liability for applications assistance, customer's applications or product designs, software performance, or infringement of patents. The publication of information regarding any other company's products or services does not constitute TI's approval, warranty or endorsement thereof.

Available services and qualifications:



Space
Qualification



DIE
Services



High
Temperature
Qualification



Automotive
Qualification

www.ti.com/analog



IMPORTANT NOTICE

Texas Instruments Incorporated and its subsidiaries (TI) reserve the right to make corrections, modifications, enhancements, improvements, and other changes to its products and services at any time and to discontinue any product or service without notice. Customers should obtain the latest relevant information before placing orders and should verify that such information is current and complete. All products are sold subject to TI's terms and conditions of sale supplied at the time of order acknowledgment.

TI warrants performance of its hardware products to the specifications applicable at the time of sale in accordance with TI's standard warranty. Testing and other quality control techniques are used to the extent TI deems necessary to support this warranty. Except where mandated by government requirements, testing of all parameters of each product is not necessarily performed.

TI assumes no liability for applications assistance or customer product design. Customers are responsible for their products and applications using TI components. To minimize the risks associated with customer products and applications, customers should provide adequate design and operating safeguards.

TI does not warrant or represent that any license, either express or implied, is granted under any TI patent right, copyright, mask work right, or other TI intellectual property right relating to any combination, machine, or process in which TI products or services are used. Information published by TI regarding third-party products or services does not constitute a license from TI to use such products or services or a warranty or endorsement thereof. Use of such information may require a license from a third party under the patents or other intellectual property of the third party, or a license from TI under the patents or other intellectual property of TI.

Reproduction of TI information in TI data books or data sheets is permissible only if reproduction is without alteration and is accompanied by all associated warranties, conditions, limitations, and notices. Reproduction of this information with alteration is an unfair and deceptive business practice. TI is not responsible or liable for such altered documentation. Information of third parties may be subject to additional restrictions.

Resale of TI products or services with statements different from or beyond the parameters stated by TI for that product or service voids all express and any implied warranties for the associated TI product or service and is an unfair and deceptive business practice. TI is not responsible or liable for any such statements.

TI products are not authorized for use in safety-critical applications (such as life support) where a failure of the TI product would reasonably be expected to cause severe personal injury or death, unless officers of the parties have executed an agreement specifically governing such use. Buyers represent that they have all necessary expertise in the safety and regulatory ramifications of their applications, and acknowledge and agree that they are solely responsible for all legal, regulatory and safety-related requirements concerning their products and any use of TI products in such safety-critical applications, notwithstanding any applications-related information or support that may be provided by TI. Further, Buyers must fully indemnify TI and its representatives against any damages arising out of the use of TI products in such safety-critical applications.

TI products are neither designed nor intended for use in military/aerospace applications or environments unless the TI products are specifically designated by TI as military-grade or "enhanced plastic." Only products designated by TI as military-grade meet military specifications. Buyers acknowledge and agree that any such use of TI products which TI has not designated as military-grade is solely at the Buyer's risk, and that they are solely responsible for compliance with all legal and regulatory requirements in connection with such use.

TI products are neither designed nor intended for use in automotive applications or environments unless the specific TI products are designated by TI as compliant with ISO/TS 16949 requirements. Buyers acknowledge and agree that, if they use any non-designated products in automotive applications, TI will not be responsible for any failure to meet such requirements.

Following are URLs where you can obtain information on other Texas Instruments products and application solutions:

Products

Audio	www.ti.com/audio
Amplifiers	amplifier.ti.com
Data Converters	dataconverter.ti.com
DLP® Products	www.dlp.com
DSP	dsp.ti.com
Clocks and Timers	www.ti.com/clocks
Interface	interface.ti.com
Logic	logic.ti.com
Power Mgmt	power.ti.com
Microcontrollers	microcontroller.ti.com
RFID	www.ti-rfid.com
OMAP Mobile Processors	www.ti.com/omap
Wireless Connectivity	www.ti.com/wirelessconnectivity

Applications

Automotive and Transportation	www.ti.com/automotive
Communications and Telecom	www.ti.com/communications
Computers and Peripherals	www.ti.com/computers
Consumer Electronics	www.ti.com/consumer-apps
Energy and Lighting	www.ti.com/energy
Industrial	www.ti.com/industrial
Medical	www.ti.com/medical
Security	www.ti.com/security
Space, Avionics and Defense	www.ti.com/space-avionics-defense
Video and Imaging	www.ti.com/video

TI E2E Community Home Page

e2e.ti.com

Mailing Address: Texas Instruments, Post Office Box 655303, Dallas, Texas 75265
Copyright © 2012, Texas Instruments Incorporated