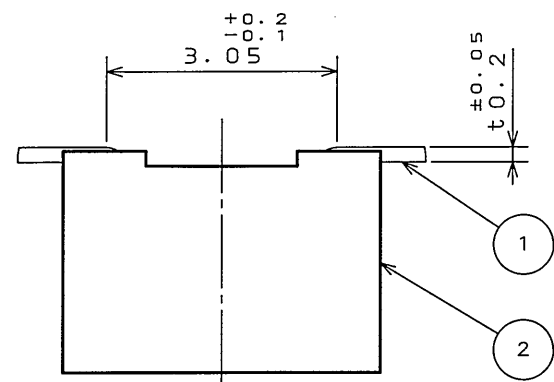
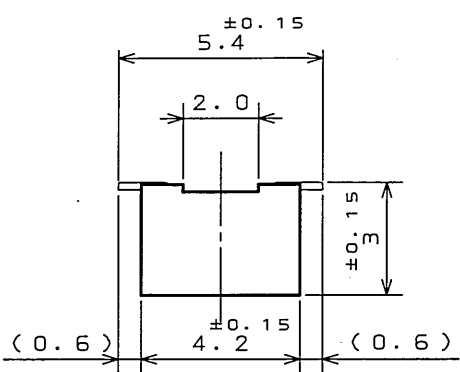
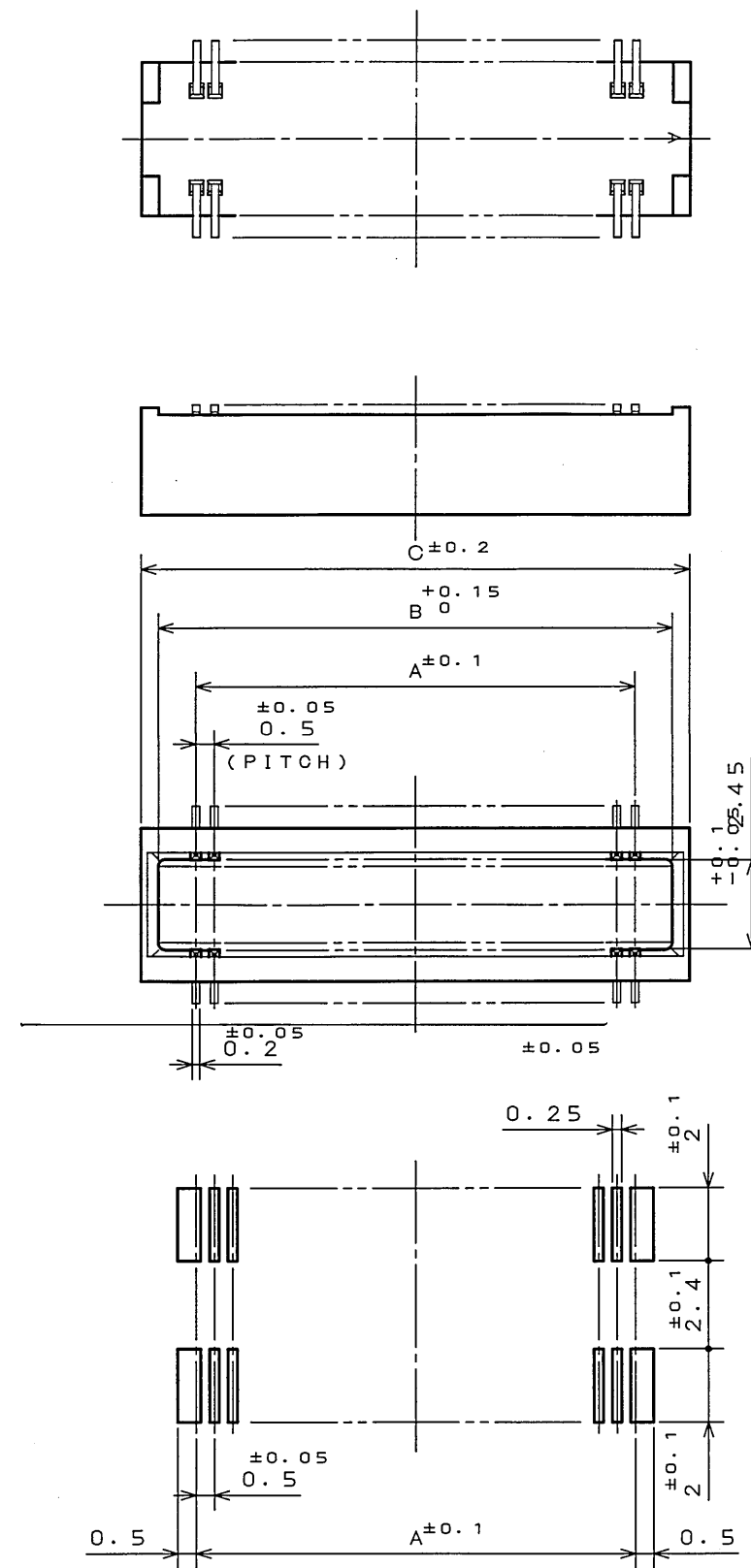


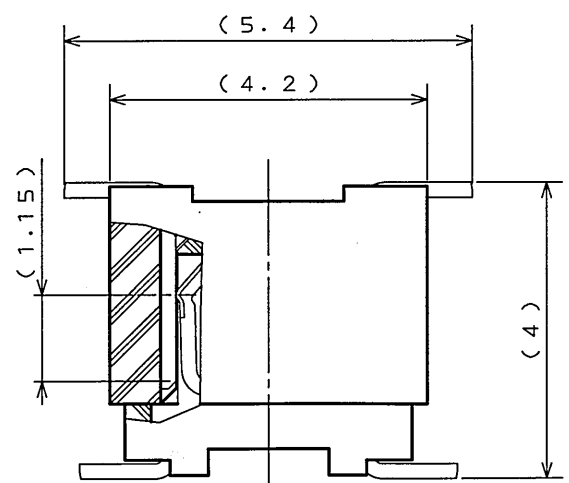
DOF-0-212E(03.08)

8EE001PS  
(ON 0NIMARD)台要図

版数 REV.	年月日 DATE	DCN NO.	変更内容 DESCRIPTION	製図 DR.	担当 CHK.	査閲 APPD.	承認 APPD.



(SCALE 10:1)



MATED CONDITION(REF.)  
(SCALE 10:1)

TABLE 1

No. OF CONTACT(N)	A	B	C
20	4.5	6.5	7.5
30	7.0	9.0	10.0
40	9.5	11.5	12.5
50	12.0	14.0	15.0
60	14.5	16.5	17.5
70	17.0	19.0	20.0
80	19.5	21.5	22.5
100	24.5	26.5	27.5
120	29.5	31.5	32.5
160	39.5	41.5	42.5

TABLE 2

FINISH	CONTACT AREA	TERMINAL AREA
N 1	GOLD(0.1μm MIN)OVER NICKEL	GOLD FLASH OVER NICKEL

NOTE1. COPLANARITY IS AS PER APPLICABLE SPECIFICATION.  
注1. 端子の振れ規定は適用仕様書による。

APPLICABLE P.C.B. DIMENSION(REF.)  
(CONNECTOR MOUNTING SIDE)

2	INSULATOR	1	GLASS FILLED PPS		COLOR:BLACK
1	CONTACT	N	PHOSPHOR BRONZE	TABLE 2	
符号 NO.	名称 DESCRIPTION	個数 QTY.	材料 MATERIAL	仕上 FINISH	備考 REMARKS
仕様書(SPECIFICATION)	第1版(ORIGINAL DATE)	4.Dec.2003	製図 DR.	M.TANAKA	名称(TITLE)
公差差(GENERAL TOLERANCE)	担当 CHK.	T.SHIODA	査閲 APPD.	K.Kawada	WR-*P-VF-N1
寸法(DIMENSION)	角度(ANGLES)	承認 APPD.	S.Kashinagi	重量(WEIGHT)	図面番号(DRAWING NO.)
. ±0.8	X° ±				SJ100338
.X ±0.4	X°X' ±				
.XX ±0.1					
.XXX ±					

LEAD FREE この製品は鉛フリー品です

# Mouser Electronics

Authorized Distributor

Click to View Pricing, Inventory, Delivery & Lifecycle Information:

[JAE Electronics:](#)

[WR-120P-VF-N1](#) [WR-50P-VF-N1](#) [WR-80P-VF-N1](#) [WR-20P-VF-N1](#)