samtec

10 YEAR MFG WITH 30 µ" GOLD
EXTENDED LIFE PRODUCT
HIGH MATING CYCLES



(2.00 mm) .0787"

CLT SERIES

LOW-PROFILE DUAL WIPE SOCKET

SPECIFICATIONS

For complete specifications and recommended PCB layouts see www.samtec.com?CLT

Insulator Material:
Black Liquid Crystal Polymer
Contact Material:
Phosphor Bronze
Plating: Sn or Au over 50 µ" (1.27 µm) Ni
Current Rating (TMMH/CLT):
4.1 A per pin
(2 pins powered)
Operating Temp Range:
-55 °C to +125 °C
Insertion Depth:
Top Entry=
(1.40 mm) .055" minimum
Bottom Entry=
(2.57 mm) .101" minimum
(add board thickness for correct post OAL)
Max Cycles:
100 with 10 µ" (0.25 µm) Au
RoHS Compliant:
Yes

PROCESSING

Lead–Free Solderable:
Yes
SMT Lead Coplanarity:
(0.10 mm) .004" max (02-25)
(0.15 mm) .006" max (26-34)*
(0.20 mm) .008" max (35-50)*
*(.004" stencil solution may be available; contact IPG@samtec.com)

RECOGNITIONS

For complete scope of recognitions see www.samtec.com/quality

FILE NO. E111594

ALSO AVAILABLE
(MOQ Required)

- Other platings

Note:
Some lengths, styles and options are non-standard, non-returnable.

Mates with:
TMM, TMMH, MTMM, MMT, TW, TSH

TIGER™ CLAW CONTACT

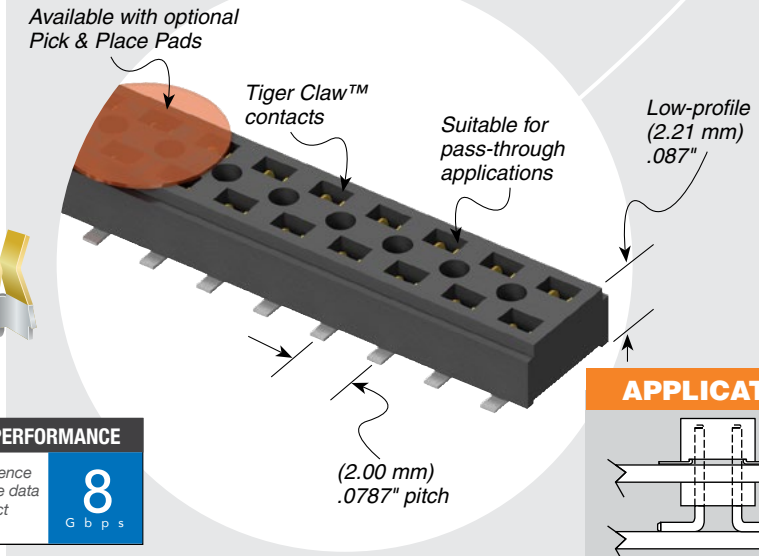

HIGH-SPEED CHANNEL PERFORMANCE

Rating based on Samtec reference channel. For full SI performance data visit Samtec.com or contact SIG@samtec.com

8 Gbps

APPLICATION

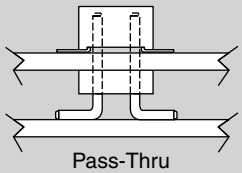

Pass-Thru

CLT	–	1	–	NO. PINS PER ROW	–	LEAD STYLE	–	PLATING OPTION	–	D	–	OTHER OPTIONS

NO. PINS PER ROW: 02 thru 50

LEAD STYLE

–01 = Through-hole

–02 = Surface Mount

–03 = Through-hole

PLATING OPTION

–F = Gold flash on contact, Matte Tin on tail

–L = 10 µ" (0.25 µm) Gold on contact, Matte Tin on tail

–G = 10 µ" (0.25 µm) Gold on contact, Gold flash on tail

OTHER OPTIONS

All options require Style –02

–BE
= Bottom Entry
(Required for bottom entry applications)

–A
= Alignment Pin
(3 positions minimum)
Metal or plastic at Samtec's discretion

–K
= (5.00 mm) .197" DIA
Polyimide Film Pick & Place Pad
(04 thru 50 only)

–P
= Pick & Place Pad
(4 positions minimum)
(Not always necessary for auto placement.)

–TR
= Tape & Reel Packaging
(36 positions max)

–FR
= Full Reel Tape & Reel
(must order maximum quantity per reel; contact Samtec for quantity breaks)
(36 positions max)

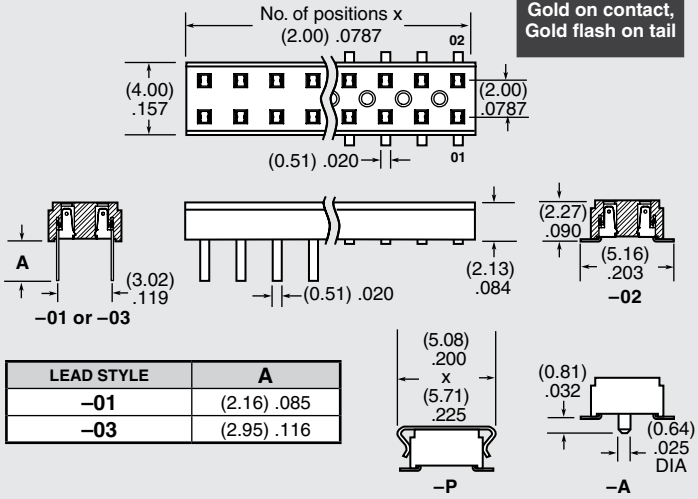

LEAD STYLE	A
–01	(2.16) .085
–03	(2.95) .116

Due to technical progress, all designs, specifications and components are subject to change without notice.

All parts within this catalog are built to Samtec's specifications.
Customer specific requirements must be approved by Samtec and identified in a Samtec customer-specific drawing to apply.