THIS DRAWING IS UNPUBLISHED. RELEASED FOR PUBLICATION , . - -
© COPYRIGHT - By - ALL RIGHTS RESERVED.

REVISIONS

P	LTR	DESCRIPTION	DATE	DWN	APVD
	A2	REVISED PER ECO-16-006307	05AUG2016	NK	MM
	A3	REVISED PER ECO-17-009990	11JUL2017	RS	MM
	A4	REVISED PER ECO-17-011874	16AUG2017	RS	MM

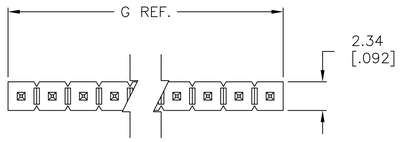

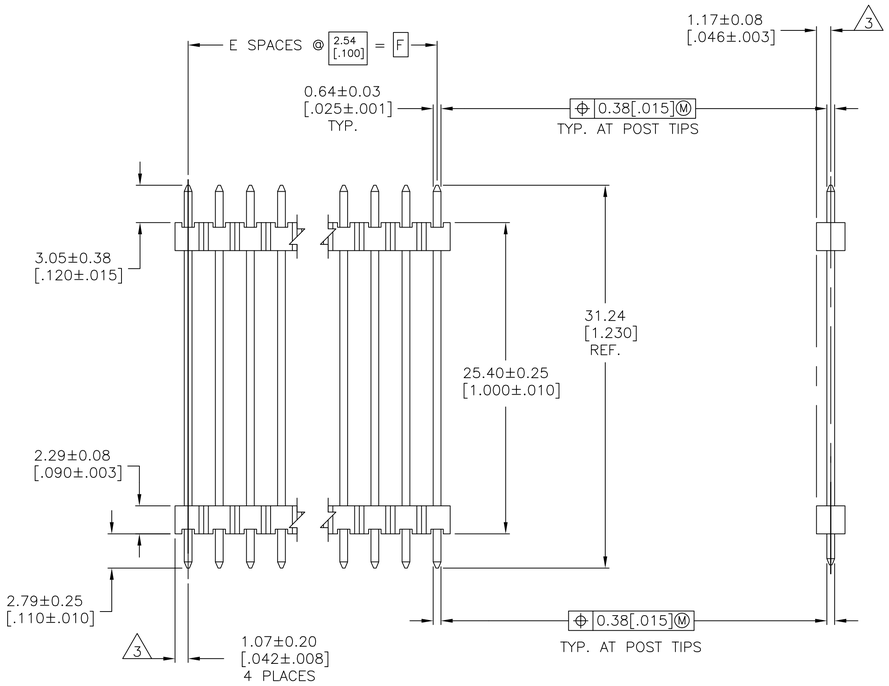

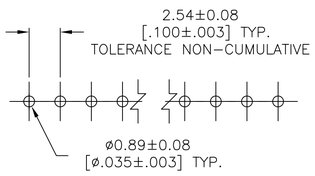

RECOMMENDED HOLE LAYOUT

1 ASSEMBLY MAY BE BROKEN TO THE DESIRED NUMBER OF POSITIONS.

2 TRUE POSITION TOLERANCE OF THE POST TIPS APPLIES WHEN THE HEADER IS HELD FLAT AGAINST THE PRINTED CIRCUIT BOARD.

3 THE NOTED DIMENSIONS APPLY AT THE INTERSECTION OF THE POST AND HOUSING.

4 HOUSING: FLAME RETARDANT THERMOPLASTIC; COLOR: BLACK.

5 FINISH: 0.00254-0.00508 [.000100-.000200] BRIGHT TIN-LEAD OVER 0.00127 [.000050] NICKEL ENTIRE POST.

6 FINISH: 0.00254-0.00508 [.000100-.000200] MATTE TIN OVER 0.00127 [.000050] NICKEL ENTIRE POST.

	PLATING	G	F	E	NO. OF POSITIONS	PART NUMBER
OBSOLETE	6	101.19 [3.984]	99.06 [3.900]	39	40	~~9-146474-0~~
	6	98.65 [3.884]	96.52 [3.800]	38	39	~~8-146474-9~~
	6	96.11 [3.784]	93.98 [3.700]	37	38	~~8-146474-8~~
	6	93.57 [3.684]	91.44 [3.600]	36	37	~~8-146474-7~~
	6	91.03 [3.584]	88.90 [3.500]	35	36	~~8-146474-6~~
	6	88.49 [3.484]	86.36 [3.400]	34	35	~~8-146474-5~~
	6	85.95 [3.384]	83.82 [3.300]	33	34	~~8-146474-4~~
	6	83.41 [3.284]	81.28 [3.200]	32	33	~~8-146474-3~~
	6	80.87 [3.184]	78.74 [3.100]	31	32	~~8-146474-2~~
	6	78.33 [3.084]	76.20 [3.000]	30	31	~~8-146474-1~~
OBSOLETE	6	75.79 [2.984]	73.66 [2.900]	29	30	8-146474-0
	6	73.25 [2.884]	71.12 [2.800]	28	29	~~7-146474-9~~
	6	70.71 [2.784]	68.58 [2.700]	27	28	~~7-146474-8~~
	6	68.17 [2.684]	66.04 [2.600]	26	27	~~7-146474-7~~
	6	65.63 [2.584]	63.50 [2.500]	25	26	~~7-146474-6~~
	6	63.09 [2.484]	60.96 [2.400]	24	25	~~7-146474-5~~
	6	60.55 [2.384]	58.42 [2.300]	23	24	~~7-146474-4~~
	6	58.01 [2.284]	55.88 [2.200]	22	23	~~7-146474-3~~
	6	55.47 [2.184]	53.34 [2.100]	21	22	~~7-146474-2~~
	6	52.93 [2.084]	50.80 [2.000]	20	21	~~7-146474-1~~
	6	50.39 [1.984]	48.26 [1.900]	19	20	~~7-146474-0~~
	6	47.85 [1.884]	45.72 [1.800]	18	19	~~6-146474-9~~
	6	45.31 [1.784]	43.18 [1.700]	17	18	~~6-146474-8~~
	6	42.77 [1.684]	40.64 [1.600]	16	17	~~6-146474-7~~
	6	40.23 [1.584]	38.10 [1.500]	15	16	~~6-146474-6~~
	6	37.69 [1.484]	35.56 [1.400]	14	15	~~6-146474-5~~
	6	35.15 [1.384]	33.02 [1.300]	13	14	~~6-146474-4~~
	6	32.61 [1.284]	30.48 [1.200]	12	13	6-146474-3
	6	30.07 [1.184]	27.94 [1.100]	11	12	~~6-146474-2~~
	6	27.53 [1.084]	25.40 [1.000]	10	11	~~6-146474-1~~
	6	24.99 [.984]	22.86 [.900]	9	10	~~6-146474-0~~
	6	22.45 [.884]	20.32 [.800]	8	9	~~5-146474-9~~
	6	19.91 [.784]	17.78 [.700]	7	8	~~5-146474-8~~
	6	17.37 [.684]	15.24 [.600]	6	7	~~5-146474-7~~
	6	14.83 [.584]	12.70 [.500]	5	6	~~5-146474-6~~
	6	12.29 [.484]	10.16 [.400]	4	5	~~5-146474-5~~
	6	9.75 [.384]	7.62 [.300]	3	4	5-146474-4
	6	7.21 [.284]	5.08 [.200]	2	3	5-146474-3
OBSOLETE	6	4.67 [.184]	2.54 [.100]	1	2	~~5-146474-2~~
	6	2.13 [.084]	– –	–	1	~~5-146474-1~~

	PLATING	G	F	E	NO. OF POSITIONS	PART NUMBER
OBSOLETE	5	101.19 [3.984]	99.06 [3.900]	39	40	~~4-146474-0~~
	5	98.65 [3.884]	96.52 [3.800]	38	39	~~3-146474-9~~
	5	96.11 [3.784]	93.98 [3.700]	37	38	~~3-146474-8~~
	5	93.57 [3.684]	91.44 [3.600]	36	37	~~3-146474-7~~
	5	91.03 [3.584]	88.90 [3.500]	35	36	~~3-146474-6~~
	5	88.49 [3.484]	86.36 [3.400]	34	35	~~3-146474-5~~
	5	85.95 [3.384]	83.82 [3.300]	33	34	~~3-146474-4~~
	5	83.41 [3.284]	81.28 [3.200]	32	33	~~3-146474-3~~
	5	80.87 [3.184]	78.74 [3.100]	31	32	~~3-146474-2~~
	5	78.33 [3.084]	76.20 [3.000]	30	31	~~3-146474-1~~
	5	75.79 [2.984]	73.66 [2.900]	29	30	~~3-146474-0~~
	5	73.25 [2.884]	71.12 [2.800]	28	29	~~2-146474-9~~
	5	70.71 [2.784]	68.58 [2.700]	27	28	~~2-146474-8~~
	5	68.17 [2.684]	66.04 [2.600]	26	27	~~2-146474-7~~
	5	65.63 [2.584]	63.50 [2.500]	25	26	~~2-146474-6~~
	5	63.09 [2.484]	60.96 [2.400]	24	25	~~2-146474-5~~
	5	60.55 [2.384]	58.42 [2.300]	23	24	~~2-146474-4~~
	5	58.01 [2.284]	55.88 [2.200]	22	23	~~2-146474-3~~
	5	55.47 [2.184]	53.34 [2.100]	21	22	~~2-146474-2~~
	5	52.93 [2.084]	50.80 [2.000]	20	21	~~2-146474-1~~
	5	50.39 [1.984]	48.26 [1.900]	19	20	~~2-146474-0~~
	5	47.85 [1.884]	45.72 [1.800]	18	19	~~1-146474-9~~
	5	45.31 [1.784]	43.18 [1.700]	17	18	~~1-146474-8~~
	5	42.77 [1.684]	40.64 [1.600]	16	17	~~1-146474-7~~
	5	40.23 [1.584]	38.10 [1.500]	15	16	~~1-146474-6~~
	5	37.69 [1.484]	35.56 [1.400]	14	15	~~1-146474-5~~
	5	35.15 [1.384]	33.02 [1.300]	13	14	~~1-146474-4~~
	5	32.61 [1.284]	30.48 [1.200]	12	13	~~1-146474-3~~
	5	30.07 [1.184]	27.94 [1.100]	11	12	~~1-146474-2~~
	5	27.53 [1.084]	25.40 [1.000]	10	11	~~1-146474-1~~
	5	24.99 [.984]	22.86 [.900]	9	10	~~1-146474-0~~
	5	22.45 [.884]	20.32 [.800]	8	9	~~146474-9~~
	5	19.91 [.784]	17.78 [.700]	7	8	~~146474-8~~
	5	17.37 [.684]	15.24 [.600]	6	7	~~146474-7~~
	5	14.83 [.584]	12.70 [.500]	5	6	~~146474-6~~
	5	12.29 [.484]	10.16 [.400]	4	5	~~146474-5~~
	5	9.75 [.384]	7.62 [.300]	3	4	~~146474-4~~
	5	7.21 [.284]	5.08 [.200]	2	3	~~146474-3~~
	5	4.67 [.184]	2.54 [.100]	1	2	~~146474-2~~
	5	2.13 [.084]	– –	–	1	~~146474-1~~

THIS DRAWING IS A CONTROLLED DOCUMENT.

DIMENSIONS: mm [INCHES]

TOLERANCES UNLESS OTHERWISE SPECIFIED:
0 PLC ± –
1 PLC ± –
2 PLC ± 0.51[.02]
3 PLC ± 0.127[.005]
4 PLC ± 0.0127[.0005]
ANGLES ± –

MATERIAL 4

FINISH SEE TABLE

DWN E. BRANDBERG 14-MAR-97
CHK G. DUBNICZKI 14-MAR-97
APVD G. DUBNICZKI 14-MAR-97

PRODUCT SPEC –
APPLICATION SPEC –
WEIGHT –

TE Connectivity

NAME HEADER ASSEMBLY, MOD II, STACKING, SINGLE ROW, .025 SQ.POST, UNSHROUDED

SIZE A1 | CAGE CODE 00779 | DRAWING NO C-146474 | RESTRICTED TO –

CUSTOMER DRAWING | SCALE 4:1 | SHEET 1 OF 1 | REV A4

4805 (1/15)