PART NO.	CIRCUITS	LENGTH ±.01 [.25]	WIDTH ±.004 [.10]
150150223	23	2.00 [50.8]	.283 [7.2]
150150423	23	4.00 [101.6]	.283 [7.2]
150150623	23	6.00 [152.4]	.283 [7.2]
150150823	23	8.00 [203.2]	.283 [7.2]
150151023	23	10.00 [254.0]	.283 [7.2]
150150225	25	2.00 [50.8]	.307 [7.8]
150150425	25	4.00 [101.6]	.307 [7.8]
150150625	25	6.00 [152.4]	.307 [7.8]
150150825	25	8.00 [203.2]	.307 [7.8]
150151025	25	10.00 [254.0]	.307 [7.8]
150150227	27	2.00 [50.8]	.331 [8.4]
150150427	27	4.00 [101.6]	.331 [8.4]
150150627	27	6.00 [152.4]	.331 [8.4]
150150827	27	8.00 [203.2]	.331 [8.4]
150151027	27	10.00 [254.0]	.331 [8.4]
150150229	29	2.00 [50.8]	.354 [9.0]
150150429	29	4.00 [101.6]	.354 [9.0]
150150629	29	6.00 [152.4]	.354 [9.0]
150150829	29	8.00 [203.2]	.354 [9.0]
150151029	29	10.00 [254.0]	.354 [9.0]
150150233	33	2.00 [50.8]	.403 [10.2]
150150433	33	4.00 [101.6]	.403 [10.2]
150150633	33	6.00 [152.4]	.403 [10.2]
150150833	33	8.00 [203.2]	.403 [10.2]
150151033	33	10.00 [254.0]	.403 [10.2]
150150239	39	2.00 [50.8]	.472 [12.0]
150150439	39	4.00 [101.6]	.472 [12.0]
150150639	39	6.00 [152.4]	.472 [12.0]
150150839	39	8.00 [203.2]	.472 [12.0]
150151039	39	10.00 [254.0]	.472 [12.0]
150150245	45	2.00 [50.8]	.543 [13.8]
150150445	45	4.00 [101.6]	.543 [13.8]
150150645	45	6.00 [152.4]	.543 [13.8]
150150845	45	8.00 [203.2]	.543 [13.8]
150151045	45	10.00 [254.0]	.543 [13.8]
150150251	51	2.00 [50.8]	.614]15.6]
150150451	51	4.00 [101.6]	.614]15.6]
150150651	51	6.00 [152.4]	.614]15.6]
150150851	51	8.00 [203.2]	.614]15.6]
150151051	51	10.00 [254.0]	.614]15.6]

NOTES:
1. SUBSTRATE AND COVERLAY MATERIAL IS .001 [25uM] POLYIMIDE.
2. CONDUCTOR IS 1/2 OZ (.0007) [18uM] COPPER.
3. PLATING IS 2 MICRO INCHES MINIMUM OF HARD GOLD OVER 100 MICRO INCHES MINIMUM OF NICKEL.
4. TAIL ENDS ARE .008 [.20] THICK.
5. JUMPER CABLES ARE SUITABLE FOR USE WITH MOLEX 502598 SERIES CONNECTOR.

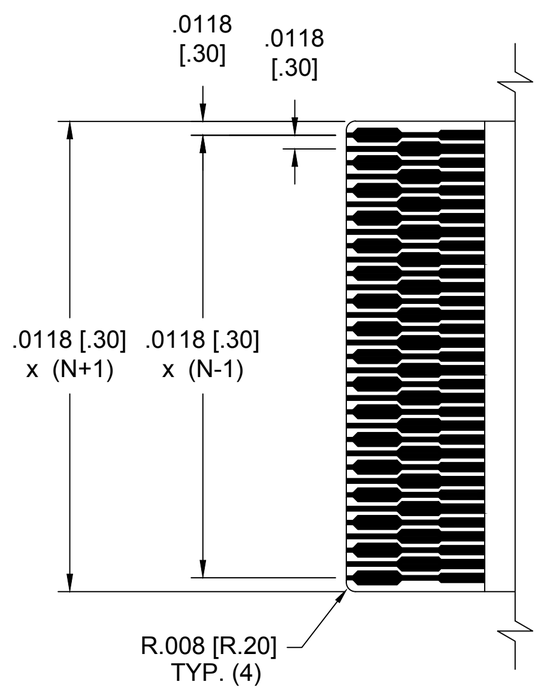

N = NUMBER OF CONDUCTORS

JUMPER END DETAIL
33 CIRCUIT SHOWN

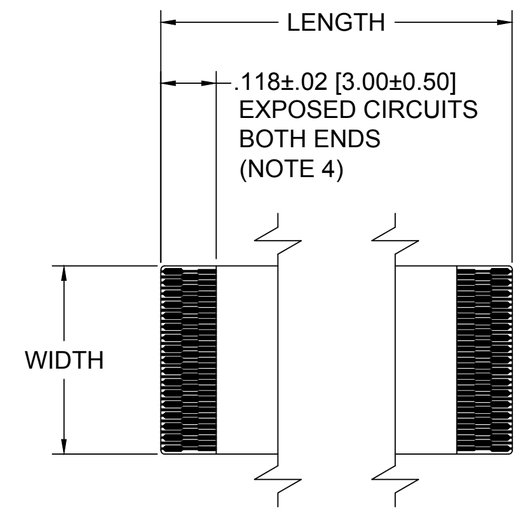

FRONT

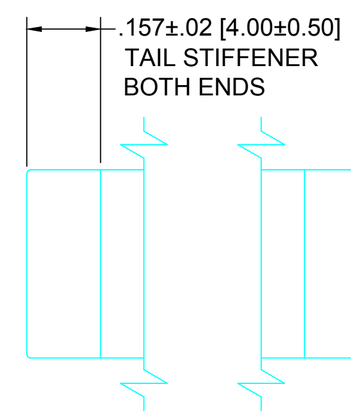

REAR

15015 _ _ _ _
- NUMBER OF CIRCUITS
- LENGTH
- SERIES NUMBER

PART NUMBER CONSTRUCTION

REV	DESCRIPTION
B	UPDATED NOTE 5 EC NO: USW2013-0117 2013/01/23 DRWN: MFI

QUALITY SYMBOL
▼=0
C=0

GENERAL TOLERANCES (UNLESS SPECIFIED)

	mm	INCH
4 PLACES	±---	±---
3 PLACES	±---	±.010
2 PLACES	±---	±.030
1 PLACE	±---	±---
ANGULAR ±1°		

DRAFT WHERE APPLICABLE MUST REMAIN WITHIN DIMENSIONS

DIMENSION STYLE: INCH [MM]
SCALE: NONE
DESIGN UNITS: METRIC
THIRD ANGLE PROJECTION

DRAWN BY: R PYTER DATE: 2011/09/28
CHECKED BY: ---- DATE: ----
APPROVED BY: SFULTON DATE: 2011/11/15
MATERIAL NO.: SEE CHART

TITLE: .3MM PITCH JUMPER CABLES

MOLEX INCORPORATED

DOCUMENT NO.: SD-15015-001
SHEET NO.: 1 OF 1
SIZE: C

THIS DRAWING CONTAINS INFORMATION THAT IS PROPRIETARY TO MOLEX INCORPORATED AND SHOULD NOT BE USED WITHOUT WRITTEN PERMISSION