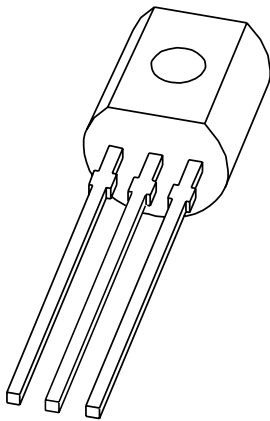


# DATA SHEET



**BC618**

**NPN Darlington transistor**

Product data sheet  
Supersedes data of 2003 Oct 16

2004 Nov 05

NPN Darlington transistor

BC618

FEATURES

- Low current (max. 500 mA)
- Low voltage (max. 55 V)
- High DC current gain.

APPLICATIONS

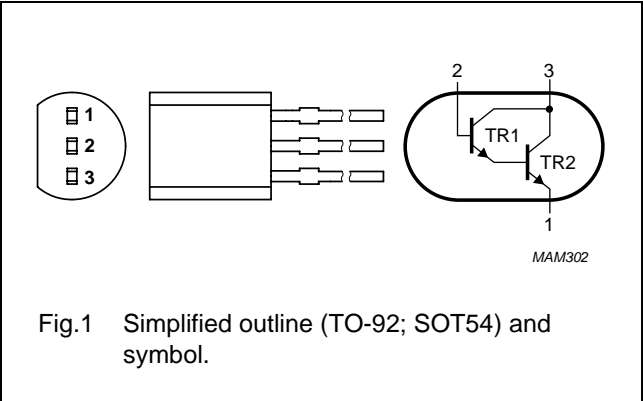
- General purpose low frequency
- Relay drivers.

DESCRIPTION

NPN Darlington transistor in a TO-92; SOT54 plastic package.

PINNING

PIN	DESCRIPTION
1	emitter
2	base
3	collector



ORDERING INFORMATION

TYPE NUMBER	PACKAGE		
	NAME	DESCRIPTION	VERSION
BC618	SC-43A	plastic single-ended leaded (through hole) package; 3 leads	SOT54

## NPN Darlington transistor

BC618

**LIMITING VALUES**

In accordance with the Absolute Maximum Rating System (IEC 60134).

SYMBOL	PARAMETER	CONDITIONS	MIN.	MAX.	UNIT
$V_{CBO}$	collector-base voltage	open emitter	–	80	V
$V_{CES}$	collector-emitter voltage	$V_{BE} = 0$ V	–	55	V
$V_{EBO}$	emitter-base voltage	open collector	–	12	V
$I_C$	collector current (DC)		–	500	mA
$I_{CM}$	peak collector current		–	800	mA
$I_B$	base current (DC)		–	200	mA
$P_{tot}$	total power dissipation	$T_{amb} \leq 25$ °C; note 1	–	625	mW
$T_{stg}$	storage temperature		–65	+150	°C
$T_j$	junction temperature		–	150	°C
$T_{amb}$	ambient temperature		–65	+150	°C

**Note**

1. Transistor mounted on an FR4 printed-circuit board.

**THERMAL CHARACTERISTICS**

SYMBOL	PARAMETER	CONDITIONS	VALUE	UNIT
$R_{th(j-a)}$	thermal resistance from junction to ambient	note 1	200	K/W

**Note**

1. Transistor mounted on an FR4 printed-circuit board.

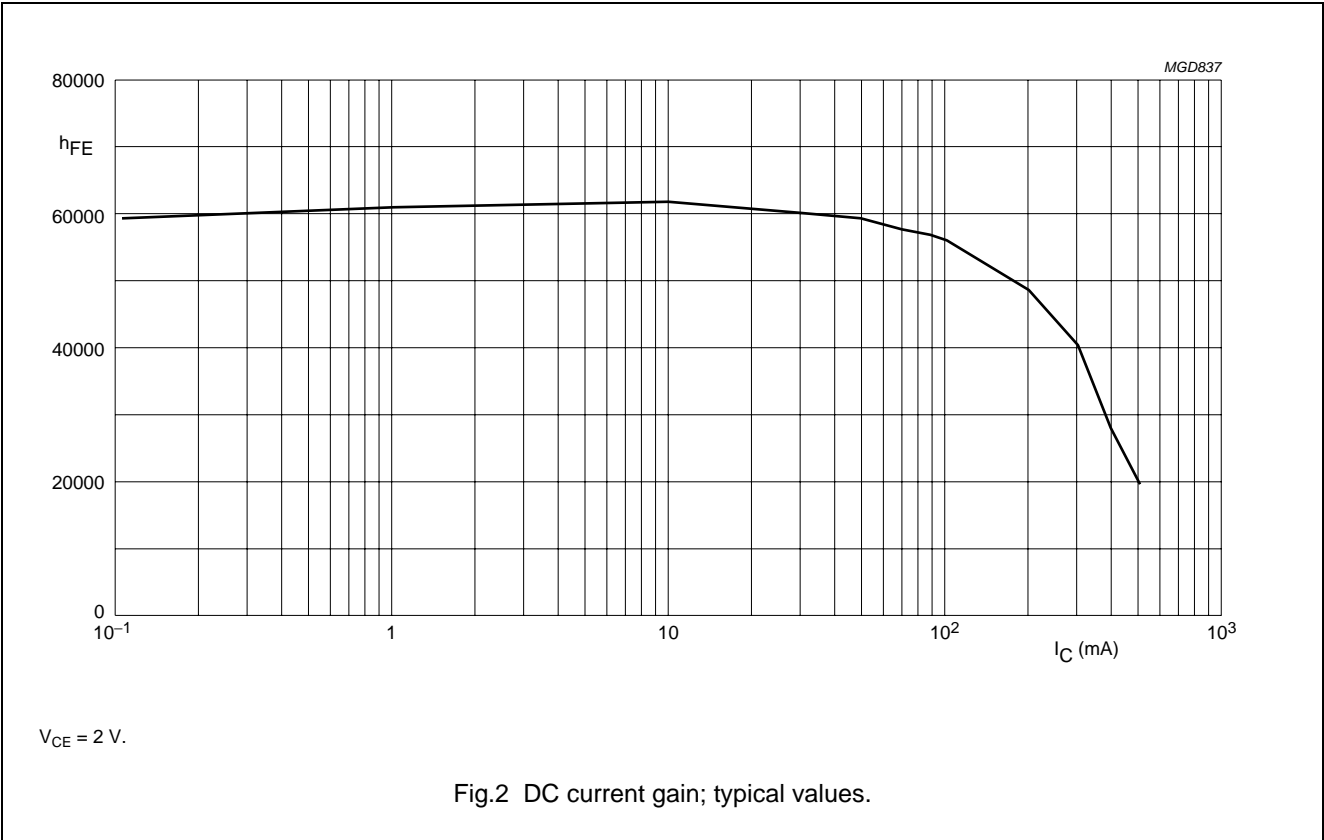
NPN Darlington transistor

BC618

CHARACTERISTICS

T<sub>amb</sub> = 25 °C unless otherwise specified.

SYMBOL	PARAMETER	CONDITIONS	MIN.	TYP.	MAX.	UNIT
I <sub>CBO</sub>	collector-base cut-off current	V <sub>CB</sub> = 60 V; I <sub>E</sub> = 0 A	–	–	50	nA
I <sub>CES</sub>	collector-emitter cut-off current	V <sub>BE</sub> = 0 V; V <sub>CE</sub> = 60 V	–	–	50	μA
I <sub>EBO</sub>	emitter-base cut-off current	V <sub>EB</sub> = 10 V; I <sub>C</sub> = 0 A	–	–	50	nA
h <sub>FE</sub>	DC current gain	V <sub>CE</sub> = 5 V; see Fig.2 I <sub>C</sub> = 1 mA I <sub>C</sub> = 10 mA I <sub>C</sub> = 200 mA	2000 4000 10000	– – –	– – 70000	
V <sub>CEsat</sub>	collector-emitter saturation voltage	I <sub>C</sub> = 200 mA; I <sub>B</sub> = 0.2 mA	–	–	1.1	V
V <sub>BEsat</sub>	base-emitter saturation voltage	I <sub>C</sub> = 200 mA; I <sub>B</sub> = 0.2 mA	–	–	1.6	V
C <sub>c</sub>	collector capacitance	V <sub>CB</sub> = 30 V; I <sub>E</sub> = 0 A	–	3.5	–	pF
f <sub>T</sub>	transition frequency	V <sub>CE</sub> = 5 V; I <sub>C</sub> = 500 mA; f = 100 MHz	155	–	–	MHz



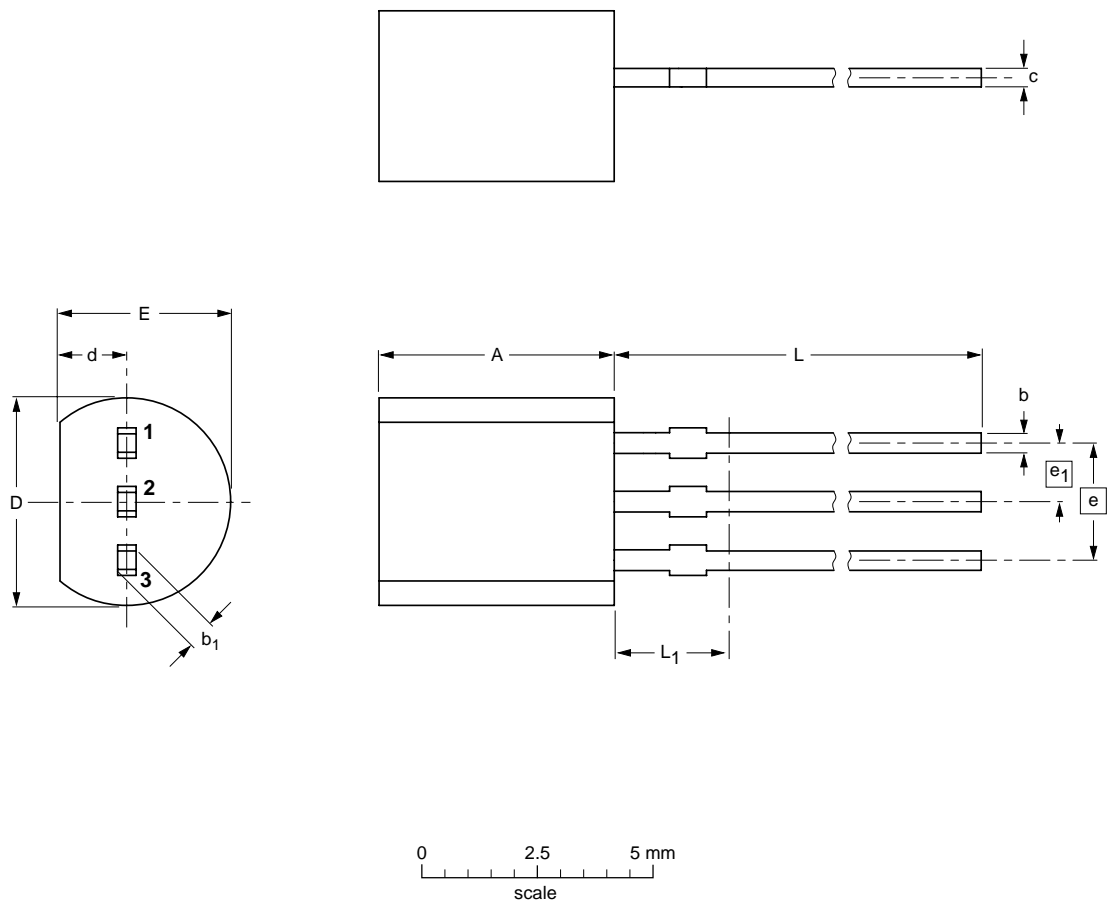
NPN Darlington transistor

BC618

PACKAGE OUTLINE

Plastic single-ended leaded (through hole) package; 3 leads

SOT54

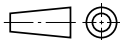


DIMENSIONS (mm are the original dimensions)

UNIT	A	b	b <sub>1</sub>	c	D	d	E	e	e <sub>1</sub>	L	L <sub>1</sub> <sup>(1)</sup> max.
mm	5.2 5.0	0.48 0.40	0.66 0.55	0.45 0.38	4.8 4.4	1.7 1.4	4.2 3.6	2.54	1.27	14.5 12.7	2.5

Note

1. Terminal dimensions within this zone are uncontrolled to allow for flow of plastic and terminal irregularities.

OUTLINE VERSION	REFERENCES				EUROPEAN PROJECTION	ISSUE DATE
	IEC	JEDEC	JEITA			
SOT54		TO-92	SC-43A			04-06-28 04-11-16

## NPN Darlington transistor

BC618

## DATA SHEET STATUS

DOCUMENT STATUS <sup>(1)</sup>	PRODUCT STATUS <sup>(2)</sup>	DEFINITION
Objective data sheet	Development	This document contains data from the objective specification for product development.
Preliminary data sheet	Qualification	This document contains data from the preliminary specification.
Product data sheet	Production	This document contains the product specification.

## Notes

1. Please consult the most recently issued document before initiating or completing a design.
2. The product status of device(s) described in this document may have changed since this document was published and may differ in case of multiple devices. The latest product status information is available on the Internet at URL <http://www.nxp.com>.

## DISCLAIMERS

**General** — Information in this document is believed to be accurate and reliable. However, NXP Semiconductors does not give any representations or warranties, expressed or implied, as to the accuracy or completeness of such information and shall have no liability for the consequences of use of such information.

**Right to make changes** — NXP Semiconductors reserves the right to make changes to information published in this document, including without limitation specifications and product descriptions, at any time and without notice. This document supersedes and replaces all information supplied prior to the publication hereof.

**Suitability for use** — NXP Semiconductors products are not designed, authorized or warranted to be suitable for use in medical, military, aircraft, space or life support equipment, nor in applications where failure or malfunction of an NXP Semiconductors product can reasonably be expected to result in personal injury, death or severe property or environmental damage. NXP Semiconductors accepts no liability for inclusion and/or use of NXP Semiconductors products in such equipment or applications and therefore such inclusion and/or use is at the customer's own risk.

**Applications** — Applications that are described herein for any of these products are for illustrative purposes only. NXP Semiconductors makes no representation or warranty that such applications will be suitable for the specified use without further testing or modification.

**Limiting values** — Stress above one or more limiting values (as defined in the Absolute Maximum Ratings System of IEC 60134) may cause permanent damage to the device. Limiting values are stress ratings only and operation of the device at these or any other conditions

above those given in the Characteristics sections of this document is not implied. Exposure to limiting values for extended periods may affect device reliability.

**Terms and conditions of sale** — NXP Semiconductors products are sold subject to the general terms and conditions of commercial sale, as published at <http://www.nxp.com/profile/terms>, including those pertaining to warranty, intellectual property rights infringement and limitation of liability, unless explicitly otherwise agreed to in writing by NXP Semiconductors. In case of any inconsistency or conflict between information in this document and such terms and conditions, the latter will prevail.

**No offer to sell or license** — Nothing in this document may be interpreted or construed as an offer to sell products that is open for acceptance or the grant, conveyance or implication of any license under any copyrights, patents or other industrial or intellectual property rights.

**Export control** — This document as well as the item(s) described herein may be subject to export control regulations. Export might require a prior authorization from national authorities.

**Quick reference data** — The Quick reference data is an extract of the product data given in the Limiting values and Characteristics sections of this document, and as such is not complete, exhaustive or legally binding.

# ***NXP Semiconductors***

## **Customer notification**

This data sheet was changed to reflect the new company name NXP Semiconductors, including new legal definitions and disclaimers. No changes were made to the technical content, except for package outline drawings which were updated to the latest version.

## **Contact information**

For additional information please visit: <http://www.nxp.com>

For sales offices addresses send e-mail to: [salesaddresses@nxp.com](mailto:salesaddresses@nxp.com)

© NXP B.V. 2009

All rights are reserved. Reproduction in whole or in part is prohibited without the prior written consent of the copyright owner.

The information presented in this document does not form part of any quotation or contract, is believed to be accurate and reliable and may be changed without notice. No liability will be accepted by the publisher for any consequence of its use. Publication thereof does not convey nor imply any license under patent- or other industrial or intellectual property rights.

Printed in The Netherlands

R75/05/pp7

Date of release: 2004 Nov 05

Document order number: 9397 750 13573

founded by

**PHILIPS**