




PART No. CWBA860

for more information visit

www.hammfg.com

Data subject to change without notice

Isometric drawing Not to Scale



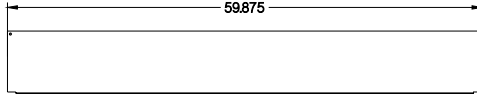
BACK VIEW



LEFT SIDE VIEW



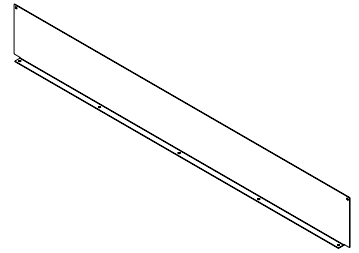
TOP VIEW



FRONT VIEW



BOTTOM VIEW



ISOMETRIC VIEW



RIGHT SIDE VIEW