THIS DRAWING IS UNPUBLISHED. RELEASED FOR PUBLICATION -,- .
© COPYRIGHT - By - ALL RIGHTS RESERVED.

| LOC | DIST |
|---|---|
| FT | 0 |

REVISIONS

| P | LTR | DESCRIPTION | DATE | DWN | APVD |
|---|---|---|---|---|---|
| | R | REVISED PER ECO-11-023039 | 20FEB12 | KH | MS |

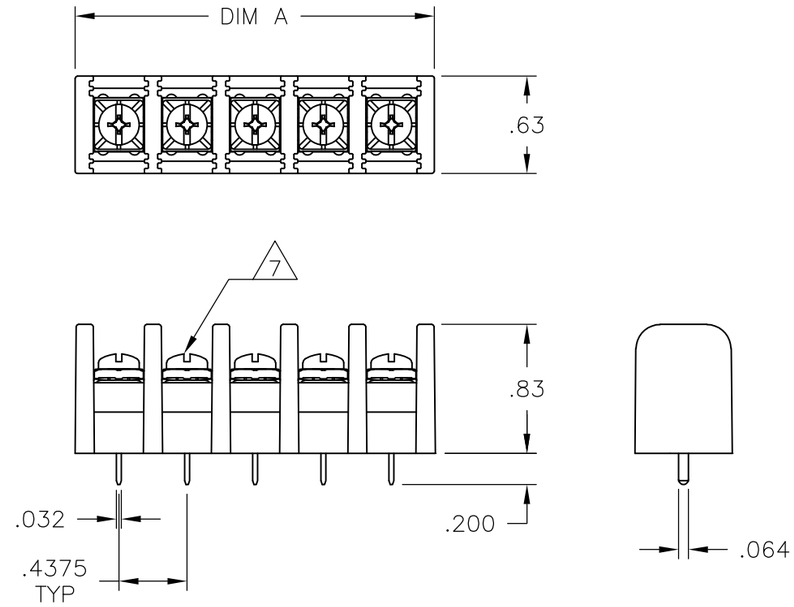


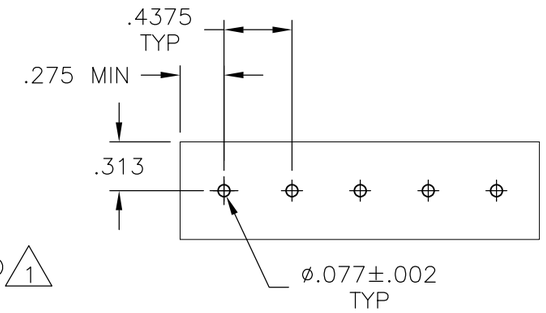


RECOMMENDED PCB LAYOUT

| | DIM A | NO. OF POS. | CATALOG NUMBER | PART NUMBER |
|---|---|---|---|---|
| 1 4 | 11.937 | 27 | SSB7FP270202 | 2-1546984-7 |
| 1 | 11.500 | 26 | SSB7FP260202 | 5-1437416-4 |
| 1 | 11.062 | 25 | SSB7FP250202 | 5-1437416-3 |
| 1 4 | 10.625 | 24 | SSB7FP240202 | 2-1546984-4 |
| 1 4 | 10.187 | 23 | SSB7FP230202 | 2-1546984-3 |
| 1 4 | 9.750 | 22 | SSB7FP220202 | 2-1546984-2 |
| 1 4 | 9.312 | 21 | SSB7FP210202 | 2-1546984-1 |
| 1 | 8.875 | 20 | SSB7FP200202 | 5-1437416-2 |
| 1 4 | 8.437 | 19 | SSB7FP190202 | 1-1546984-9 |
| 1 | 8.000 | 18 | SSB7FP18020212 | 5-1437416-1 |
| 1 4 | 8.000 | 18 | SSB7FP180202 | 1-1546984-8 |
| 1 | 7.562 | 17 | SSB7FP170202 | 5-1437416-0 |
| 1 4 | 7.125 | 16 | SSB7FP160202 | 1-1546984-6 |
| 1 | 6.687 | 15 | SSB7FP150202 | 4-1437416-7 |
| 1 | 6.250 | 14 | SSB7FP140202 | 3-796602-3 |
| 1 4 | 5.812 | 13 | SSB7FP130202 | 1-1546984-3 |
| 1 | 5.375 | 12 | SSB7FP120202 | 4-1437416-1 |
| 1 | 4.937 | 11 | SSB7FP110202 | 1-1546561-2 |
| 1 | 4.500 | 10 | SSB7FP100202 | 3-1437416-5 |
| 4 | 4.062 | 9 | SSB7FP091402 | 2-1546984-9 |
| 6 4 | 4.062 | 9 | SSB7FP09140211 | 2-1546984-8 |
| 1 | 4.062 | 9 | SSB7FP090202 | 3-1437416-2 |
| 1 | 3.625 | 8 | SSB7FP080202 | 2-1437416-8 |
| 1 | 3.187 | 7 | SSB7FP070202 | 3-796602-2 |
| 1 | 2.750 | 6 | SSB7FP060202 | 2-1437416-2 |
| 1 | 2.312 | 5 | SSB7FP050202 | 1-1437416-7 |
| 1 | 1.875 | 4 | SSB7FP040202 | 1-1437416-2 |
| 2 | 1.437 | 3 | SSB7FP0320911 | 3-1546561-9 |
| 1 5 OBSOLETE | 1.437 | 3 | SSB7FP03020211 | ~~1546561-6~~ |
| 1 | 1.437 | 3 | SSB7FP030202 | 1437416-8 |
| 1 | 1.000 | 2 | SSB7FP020202 | 1437416-4 |

MATERIAL:
HOUSING: THERMOPLASTIC, UL94V-2, BLACK.
TERMINAL: BRASS, PLATED BRIGHT TIN OVER NICKEL.
SCREWS: 6-32, STEEL, ZINC AND CHROMATE PLATED (1)
OR
NICKEL OVER COPPER PLALTED (2)

ELECTRICAL:
MAXIMUM CURRENT: 20A.
OPERATING VOLTAGE: 600V.
WIRE RANGE: 12 AWG MAX.

ENVIRONMENT:
OPERATING TEMP.: -60°C TO +105°C.

(3) WHITE INK MARKING, APPROX. AS SHOWN. (SEE PAGE 2)

(4) PRELIMINARY PART NUMBER.

(5) OBSOLETE PARTS: OBSOLETE CIS STREAMLINING PER D.RENAUD/D.SINISI

(6) SPECIAL MARKING SEE DETAIL.

(7) ALL SCREWS BOTTOMED, TORQUE 2 TO 4 IN-LBS

THIS DRAWING IS A CONTROLLED DOCUMENT.

DIMENSIONS: INCHES

TOLERANCES UNLESS OTHERWISE SPECIFIED:
0 PLC ± -
1 PLC ± -
2 PLC ± .02
3 PLC ± .010
4 PLC ± -
ANGLES ± 1°

MATERIAL -
FINISH -

DWN S SCHLGEL 16FEB04
CHK S YODER 2/16/04
APVD S YODER 2/16/04
PRODUCT SPEC —
APPLICATION SPEC —
WEIGHT —

TE Connectivity

NAME SSB7 ASSEMBLY

SIZE A3 | CAGE CODE 00779 | DRAWING NO C-3-796602-2 | RESTRICTED TO —

CUSTOMER DRAWING | SCALE NTS | SHEET 1 OF 2 | REV R

THIS DRAWING IS UNPUBLISHED. RELEASED FOR PUBLICATION – ,– .
© COPYRIGHT – By – ALL RIGHTS RESERVED.

| LOC | DIST |
|---|---|
| FT | 0 |

REVISIONS

| P | LTR | DESCRIPTION | DATE | DWN | APVD |
|---|---|---|---|---|---|
| | – | SEE SHEET 1 | – | – | – |

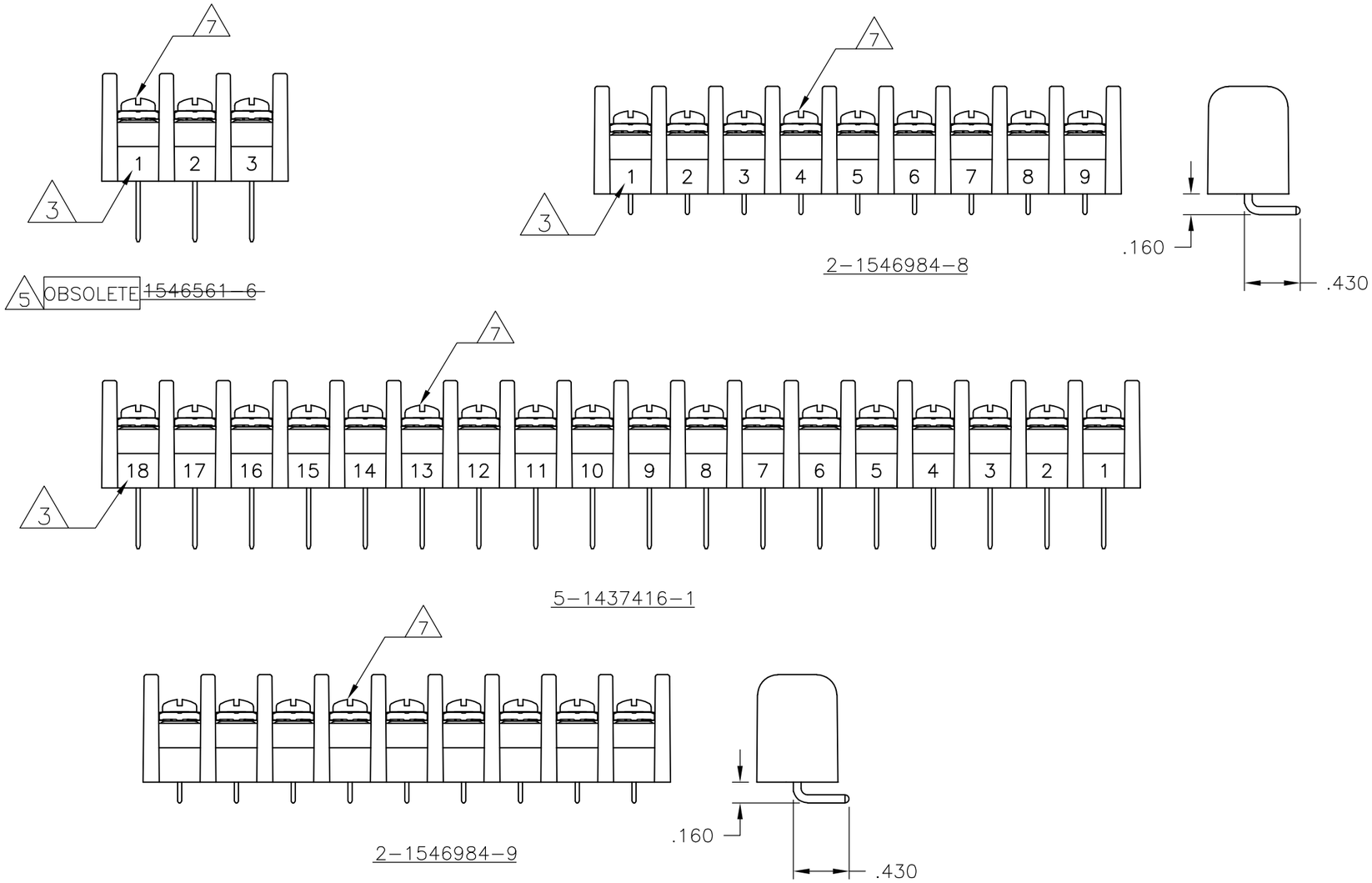


THIS DRAWING IS A CONTROLLED DOCUMENT.

DIMENSIONS: INCHES

TOLERANCES UNLESS OTHERWISE SPECIFIED:

| | |
|---|---|
| 0 PLC | ± – |
| 1 PLC | ± – |
| 2 PLC | ± .02 |
| 3 PLC | ± .010 |
| 4 PLC | ± – |
| ANGLES | ± 1° |

MATERIAL –

FINISH –

| | | |
|---|---|---|
| DWN | S SCHLGEL | 16FEB04 |
| CHK | S YODER | 2/16/04 |
| APVD | S YODER | 2/16/04 |
| PRODUCT SPEC | – | |
| APPLICATION SPEC | – | |
| WEIGHT | – | |

TE Connectivity

NAME: SSB7 ASSEMBLY

| SIZE | CAGE CODE | DRAWING NO | RESTRICTED TO |
|---|---|---|---|
| A3 | 00779 | C-3-796602-2 | – |

CUSTOMER DRAWING

| SCALE | SHEET | REV |
|---|---|---|
| NTS | 2 OF 2 | R |