


Female Header Micro Match 1,27 mm

Series

369

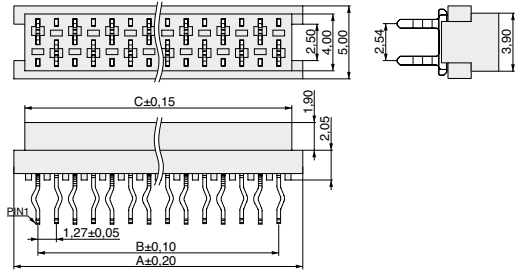


Rated current	1,5 A
Rated voltage	230 V _{RMS} / V _{DC}
Withstand voltage	500 V _{RMS} for one minute
Material contact	Phosphor bronze
Material insulator	High temp. thermoplast UL94V-0
Operating temperature	-40°C to +105°C
Max. processing temper.	260°C for 10 seconds

pitch	1,27
termination	
max. pincount	026

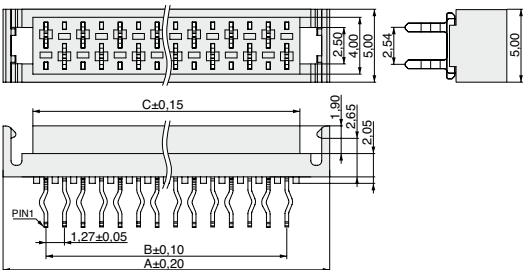
All dimensions in mm.

Variation

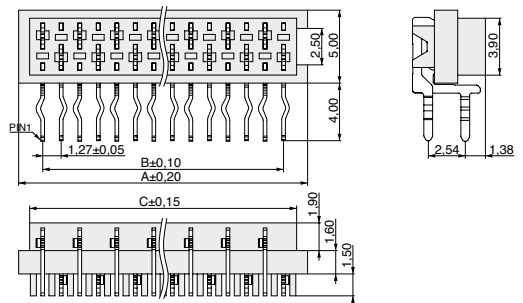


1

With locking feature

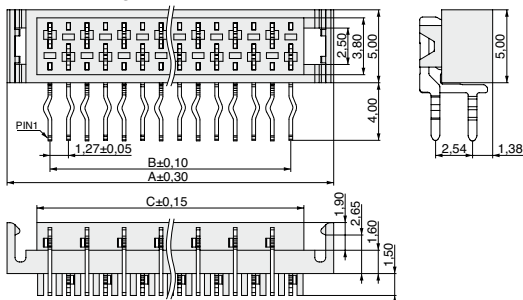


2



3

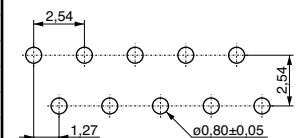
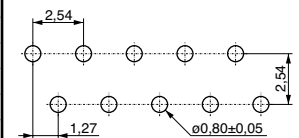
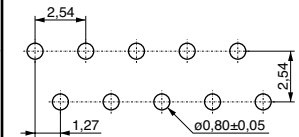
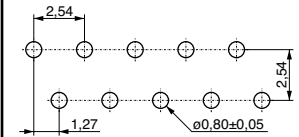
With locking feature



4

Plating: T = Sn
 Packaging: R = Reel, T = Tube

PCB Layout



no. of contacts	see figure left	see figure left	see figure left	available in variation
n	A	B	C	
004	7,00	3,81	5,60	1 3
006	9,54	6,35	8,14	1 3
008	12,08	8,89	10,68	1 3
010	14,62	11,43	13,22	1 3
012	17,16	13,97	15,76	1 3
014	19,70	16,51	18,30	1 3
016	22,24	19,05	20,84	1 3
018	24,78	21,59	23,38	1 3
020	27,32	24,13	25,92	1 3
022	29,86	26,67	28,46	1 3
024	32,40	29,21	31,00	1 3
026	34,94	31,75	33,54	1 3
004	9,70	3,81	5,60	2 4
006	12,24	6,35	8,14	2 4
008	14,78	8,89	10,68	2 4
010	17,32	11,43	13,22	2 4
012	19,86	13,97	15,76	2 4
014	22,40	16,51	18,30	2 4
016	24,94	19,05	20,84	2 4
018	27,48	21,59	23,38	2 4
020	30,02	24,13	25,92	2 4
022	32,56	26,67	28,46	2 4
024	35,10	29,21	31,00	2 4
026	37,64	31,75	33,54	2 4

Variation (1,2,3,4)

No. of contacts

Plating contact

Packaging (R,T)



www.mpe-connector.de

Order code:

369-1-222-0-NTX-K0

Mating series	373	372
see page	3-19	6-5

MPE-Garry GmbH • Schäfflerstraße 13 • 87629 Füssen • Germany • Phone: +49 (0) 83 62 / 91 56-0 • Fax: +49 (0) 83 62 / 91 56-500 • Email: vk@mpe-connector.de • www.mpe-connector.de