THIS DRAWING IS UNPUBLISHED.
VERTRAULICHE UNVEROEFFENTLICHTE ZEICHNUNG
© COPYRIGHT 2009 BY -
RELEASED FOR PUBLICATION FEB 2009
FREI FUER VEROEFFENTLICHUNG
ALL RIGHTS RESERVED.
ALLE RECHTE VORBEHALTEN

MATED WITH:
PASSEND ZU: SEE NOTE 9

0-1564562-1 AS SHOWN
0-1564562-1 wie gezeigt

PROJEKT NR.: EGATN08277

REVISIONS
AENDERUNGEN

P	LTR	DESCRIPTION BESCHREIBUNG	DATE	DWN	APVD
	J1	DETAILS SEE PCN E-14-006509,E-14-008262.	02MAY2014	KP	JG
	J2	GENERAL TOLERANCES CHANGED	02MAY2014	KP	JG
	K	DETAILS SEE PCN E-15-008283	01JUN2015	Ho.	Gilch
	K1	DETAILS SEE PCN E-16-013669	26SEP2016	MAH.	GILC

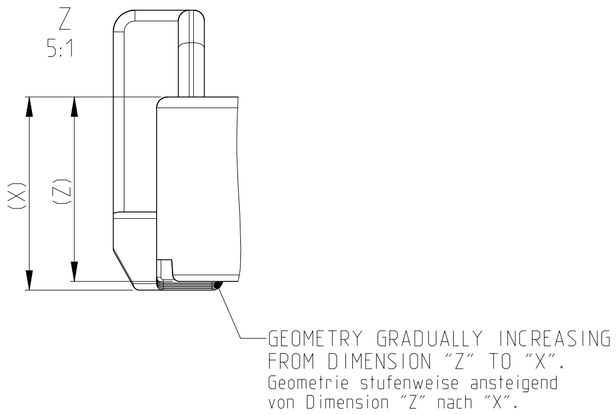

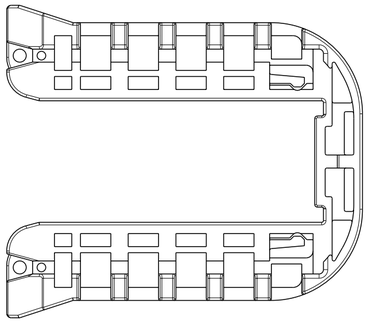

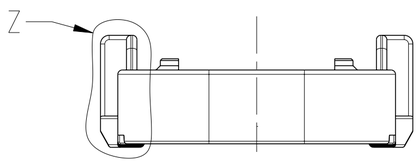

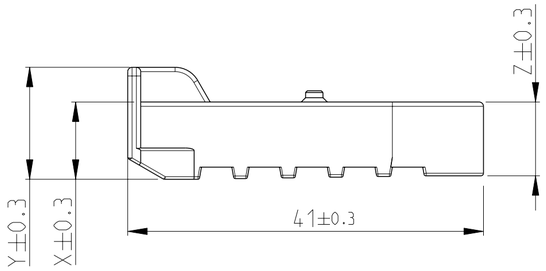

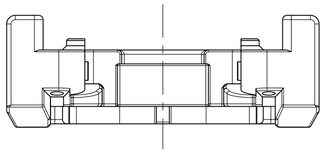

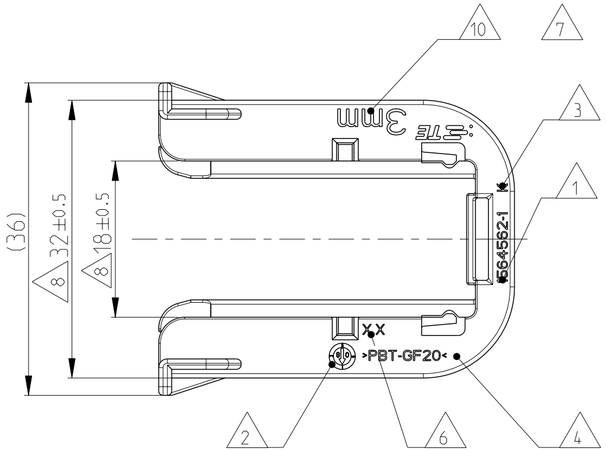

NOTES
Bemerkungen

1. TE ORDER-NO.
   TE Bestell-Nr.
2. PRODUCTION DATE
   Produktionsdatum
3. LETTER-INSERT FOR THE REVISION STATUS OF THE MOULD
   Schriftsatz fuer Aenderungszustand des Werkzeuges
4. MATERIAL MARKING ACCORDING TO VDA 260
   Werkstoffkennzeichnung nach VDA 260
5. BULK PACKAGING IN CORRUGATED BOX
   Schuettgut im Versandkarton
6. MOULD CAVITY MARKING
   Nestmarkierung
7. TE LOGO
   TE Logo
8. WARPAGE PERMITTED UP TO -1.5mm FROM NOMINAL SIZE
   Verzug zulaessig bis -1.5mm vom Nennmass
9. SUITABLE FOR TAB HOUSING WITH FLANGE GROUP D
   SEE PRODUCT GROUP DRAWING 1563709
   Passend zu Flachsteckergehaeusen mit Flansch der Gruppe D
   siehe Produktgruppenzeichnung 1563709
10. MARKING FOR SUITABLE SHEET METAL THICKNESS (NOMINAL SIZE)
    Kennzeichnung fuer passende Blechstaerke (Nennmass)

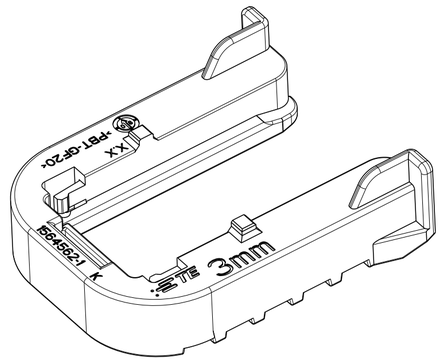

	TE ORDER-NO. TE Bestell-Nr.	REV.	SHEET METAL THICKNESS Blechdicke	DIM X	DIM Y	DIM Z	MATERIAL	COLOUR Farbe	WEIGHT (g)	DESCRIPTION Beschreibung	ITEM
K1	0-1564562-6	K	3.5±0.1mm	8.4	12.4	8.0	PBT-GF20/V-0	GREY grau	5.5	Slide, FOR 3.5mm SHEET METAL Schieber, fuer Blech 3.5mm Dicke	6
	0-1564562-5	K	1.5±0.1mm	10.4	14.4	10.0	PBT-GF20/V-0	GREY grau	6.2	Slide, FOR 1.5mm SHEET METAL Schieber, fuer Blech 1.5mm Dicke	5
	0-1564562-4	K	1.0±0.1mm	10.9	14.9	10.5	PBT-GF20/V-0	NATURAL natur	6.4	Slide, FOR 1.0mm SHEET METAL Schieber, fuer Blech 1.0mm Dicke	4
	-	-	4.0±0.1mm	-	-		PBT-GF20/V-0	-		Slide, FOR 4.0mm SHEET METAL Schieber, fuer Blech 4.0mm Dicke	3
	0-1564562-2	K	2.5±0.1mm	9.4	13.4	9.0	PBT-GF20/V-0	RED red	5.7	Slide, FOR 2.5mm SHEET METAL Schieber, fuer Blech 2.5mm Dicke	2
	0-1564562-1	K	3.0±0.1mm	8.9	12.9	8.5	PBT-GF20/V-0	YELLOW gelb	5.6	Slide, FOR 3mm SHEET METAL Schieber, fuer Blech 3mm Dicke	1

THIS DRAWING IS A CONTROLLED DOCUMENT.
DIESES ZEICHNUNGSDOKUMENT WIRD DURCH AMP INCORPORATED KONTROLLIERT.
ÄNDERUNGEN, DIE DEM TECHNISCHEN FORTSCHRITT DIENEN, SIND VORBEHALTEN.
DEN JEWEILS LETZTGUELTIGEN ÄENDERUNGSSTAND ERFAHREN SIE AUF ANFRAGE.

DIMENSIONS: MASSEINHEITEN: mm

TOLERANCES UNLESS OTHERWISE SPECIFIED: ALLGEMEINTOLERANZEN ACC. TO DIN 16901-140
0 PLC ±-
1 PLC ±-
2 PLC ±- ISO 8015
3 PLC ±-
4 PLC ±-
ANGLES/WINKEL ±2°

MATERIAL: SEE TABLE -
FINISH/OBERFLAECHE/FARBE: SEE TABLE -

DWN 20FEB2009 Shilpa Bhavikatti
CHK 21FEB2009 J. Granzow
APVD 21FEB2009 C. Eberwein
PRODUCT SPEC PRODUKTSPEZ. 108-94020
APPLICATION SPEC VERARBEITUNGSSPEZ. 114-18756
WEIGHT GEWICHT SEE TABLE

TE Connectivity

NAME: SLIDE, TAB HOUSING
Schieber, Flachsteckergehaeuse
HDSCS - GROUP D

SIZE A2 | CAGE CODE 00779 | DRAWING NO ZEICHNUNGS-NR. C-1564562 | RESTRICTED TO NUR FUER -

CUSTOMER DRAWING /KUNDENZEICHNUNG | SCALE MASSSTAB 2:1 | SHEET BLATT 1 OF VON 1 | REV K1

1471-9 (3/13)